Department for Education

Teachers' Pension Scheme (England and Wales)

Annual Report and Accounts 2025-26

For the period 1 April 2025 to 31 March 2026

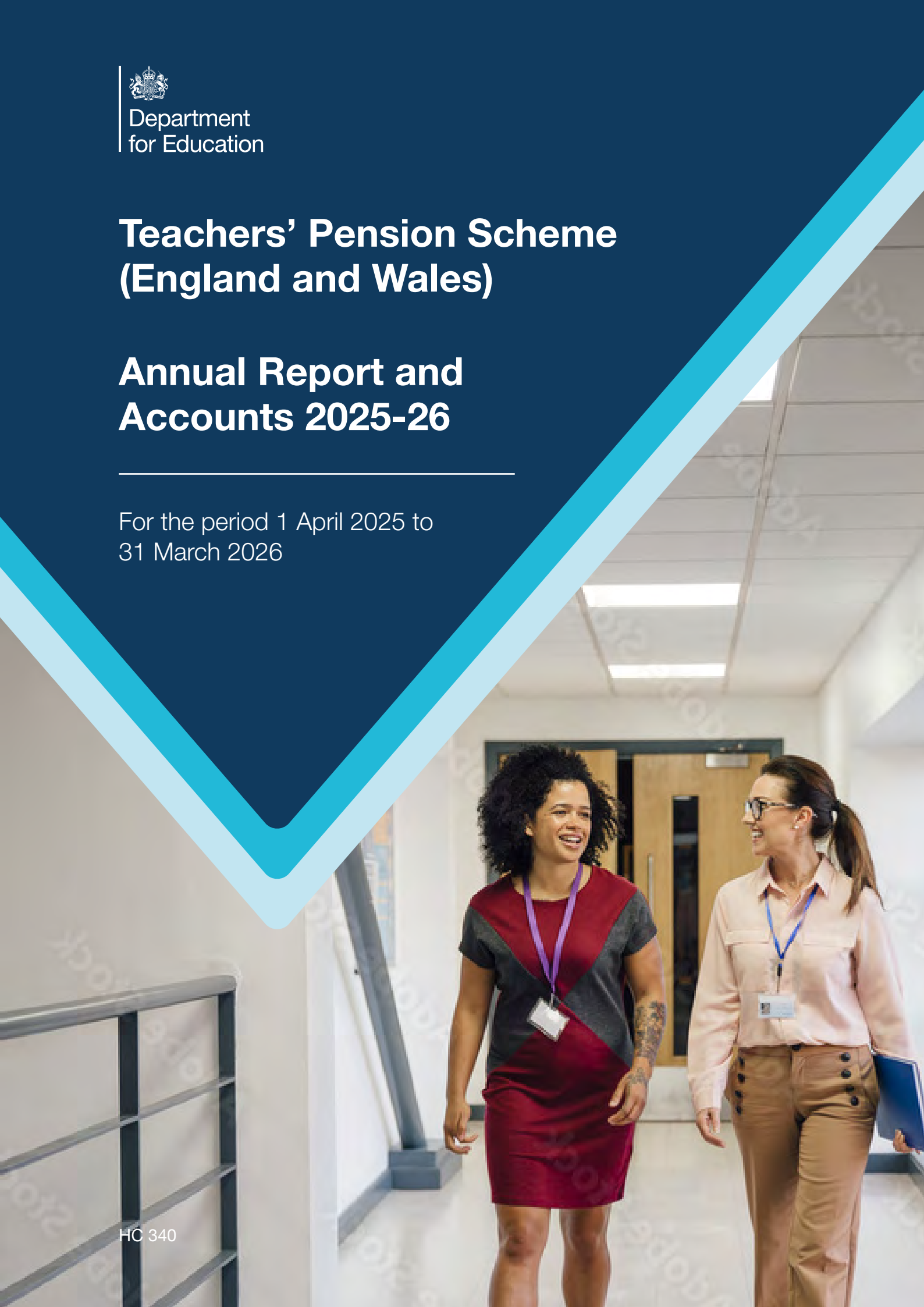

HC 340

Department
for Education

Teachers' Pension Scheme (England and Wales)

Annual Report and Accounts 2025-2026

For the period 1 April 2025 to 31 March 2026

Accounts presented to the House of Commons pursuant to Section 6(4) of the Government Resources and Accounts Act 2000

Report presented to the House of Commons by Command of His Majesty

Ordered by the House of Commons to be printed on 14 July 2026

HC 340

© Crown copyright 2026

This publication is licensed under the terms of the Open Government Licence v3.0 except where otherwise stated. To view this licence, visit nationalarchives.gov.uk/doc/open-government-licence/version/3.

Where we have identified any third-party copyright information you will need to obtain permission from the copyright holders concerned.

This publication is available at: www.gov.uk/official-documents.

Any enquiries regarding this publication should be sent to us at
Department for Education, Sanctuary Buildings, Great Smith Street, London, SW1P 3BT.

ISBN 978-1-5286-6380-9

CCS E03579565 07/26

Printed on paper containing 40% recycled fibre content minimum

Printed in the UK by HH Associates Ltd on behalf of the Controller of His Majesty's Stationery Office

Contents

Accountability Report **5**

Report of the Managers 6

Report of the Actuary 19

Statement of Accounting Officer's responsibilities 25

Governance statement 26

Statement of Outturn against Parliamentary Supply: audited 39

Parliamentary Accountability Disclosures: audited 46

The Certificate of the Comptroller & Auditor General to the House of Commons 47

Financial Statements **55**

Combined Statement of Comprehensive Net Expenditure 56

Combined Statement of Financial Position 57

Combined Statement of Changes in Taxpayers' Equity 58

Combined Statement of Cash Flows 59

Notes to the accounts 60

Annexes: unaudited **77**

Annex A – Scheme statistics 78

Annex B – Scheme contacts 83

Accountability Report

Report of the Managers

Background to the Scheme

Statutory basis for the Scheme

This report covers the financial year 2025-26.

The Teachers' Pension Scheme (England and Wales) (TPS or Scheme) is a statutory, unfunded, multi-employer, defined benefit occupational pension scheme split into three distinct sections:

- the Normal Pension Age (NPA) 60 section caters for those who entered the Scheme before 1 January 2007 and have a normal pension age of 60
- the NPA 65 section caters for those who entered the Scheme for the first time on or after 1 January 2007 but before 1 April 2015, or who transitioned from the NPA 60 section following the 2007 scheme reform and have a normal pension age of 65
- the 2015 section caters for those who entered the Scheme for the first time on or after 1 April 2015 and those who transitioned from the NPA 60 and NPA 65 sections following the latest reforms.

The first two sections provide benefits based on final salary and length of service. The 2015 section provides benefits based on career average earnings and has a normal pension age equal to state pension age.

The Scheme is governed by statutory regulations (currently statutory instruments), these being: *The Teachers' Pensions Regulations 2010* (as amended) and *The Teachers' Pension Scheme Regulations 2014* (as amended).

Eligibility to join the Scheme

Membership of the Scheme is voluntary and is open to members of the teaching profession in England and Wales who are a teacher or lecturer between the ages of 16 and 75 in pensionable service employed by:

- a local authority or an academy trust
- a further education or higher education establishment accepted by the Scheme
- an independent school accepted by the Scheme
- an accepted function provider (a company awarded a contract to perform functions on behalf of a local authority)
- another approved Scheme employer

Further information is available on the Teachers' Pension Scheme website.[1]

Main features of the Scheme, including benefits and how they are funded

Contributions to the Scheme are set at rates determined by the Secretary of State for Education, taking advice from the Scheme's Actuary. Employers and members contribute on a "pay as you go" basis with contributions received used to offset payments to current pensioners with the balance of funding provided by

1 https://www.teacherspensions.co.uk/

Parliament. The Scheme's administrative expenses are borne by Scheme employers, payable as a percentage of pensionable earnings. This charge is reviewed alongside scheme valuations, to ensure that income raised remains proportionate to costs.

Pensions are increased in accordance with the *Pensions (Increase) Act 1971* and the *Social Security Pensions Act 1975*, with annual increases being determined by the prevailing *Pensions (Increase) Order*. Retirement and other pension benefits are set out in regulations made under the *Superannuation Act (1972)* and *Public Service Pensions Act (2013)* and are paid by public funds provided by Parliament.

This Annual Report and Accounts (ARA) shows the movements in Scheme funds and the financial position of the Scheme at the year-end as follows:

- the Statement of Comprehensive Net Expenditure (SoCNE) shows, amongst other things, the change in the net liability analysed between the pension cost, enhancements and transfers in, interest on Scheme liabilities and actuarial adjustments
- the Statement of Financial Position (SoFP) shows the unfunded net liabilities of the Scheme

Further information about the actuarial position of the Scheme is set out in the Report of the Actuary on page 19.

Management of the Scheme and organisations responsible for administering the Scheme

The Scheme is managed by the Department for Education (Department) and administered under contract by Capita Business Services Ltd (Capita) who are in the process of transitioning the administration of the Scheme to Tata Consultancy Services (TCS). Annex B on page 83 provides details of the organisations responsible for managing, administering, and providing advice to the Scheme.

The process of transferring from Capita to TCS, who will deliver TPS services until September 2035, is underway led by a Department for Education team, set up specifically for this purpose. In March 2026, the Scheme announced that the transfer of the administration of the TPS would take place in late 2026, recognising that additional time was required to complete the transition effectively and maintain service continuity for members and employers. The Scheme has implemented a comprehensive, risk-based assurance framework to manage risks associated with the transition to a new administrator. Key transition risks (including data migration, system integration, operational readiness and service continuity) are subject to structured risk, issue and dependency management processes and ongoing monitoring through programme governance forums. More details of the specific governance arrangements in place to support an effective transition can be found in the Governance Statement starting on page 26. The change in Scheme administrator will have no impact on Scheme benefits.

Corporate governance of the Scheme, including management team

The governance arrangements of the Scheme can be found in the Governance statement on page 26.

Arrangements governing determination of contribution rates and benefits

A full actuarial valuation is undertaken every four years to assess the Scheme's liabilities in respect of future benefits due and to determine an appropriate contribution rate payable by employers.

The 2020 actuarial valuation of the TPS, was carried out using scheme data 'as at' 31 March 2020 and in accordance with *The Public Service Pensions (Valuations and Employer Cost Cap) Directions 2014* (the Directions). The valuation determines the rate of employer contribution payable and the employer cost control result (both of which are set out in the TPS regulations). The Directions also require results relating to scheme liabilities, notional assets and contribution rates to be reported. The result of this exercise determined an employer contribution rate of 28.6%, which commenced on 1 April 2024 and is unchanged in this year.

The 2024 actuarial valuation of the TPS, was carried out using scheme data 'as at' 31 March 2024 and in accordance with *The Public Service Pensions (Valuations and Employer Cost Cap) Directions 2014* (the Directions). The result of this exercise determined an employer contribution rate of 17.6%, which will commence on 1 April 2027. The employer contribution rate of 28.6%, set following the 2020 actuarial valuation of the TPS will continue to apply until 31 March 2027.

The next scheme valuation will be based on the scheme membership data as at 31 March 2028 and will be delivered in accordance with HM Treasury's latest Directions but is not expected to report until 2030. Further information on scheme valuations and the reports that support them can be found on the Teachers' Pension Scheme website.[2]

Key developments in year

Changes in contributions

Employee Contributions

As part of the 2020 scheme valuation which was concluded in 2023, the Government Actuary's Department (GAD) estimated that the yield of the existing member contribution structure would only be 9.45% for the current valuation period (April 2024 to March 2027). Consequently, an adjustment was needed to re-set the structure to ensure that the required 9.6% member yield will be achieved within the current valuation cycle. The Department worked closely with GAD and the Teachers' Pension Scheme Advisory Board (TPSAB) on potential adjustments to achieve the required yield. Following extensive consideration of the options that were discussed and modelled, including those put forward by the TPSAB, the unanimous recommendation which was accepted by the Department was to retain the current six-tier structure with the forecast shortfall met by a small increase of 0.3 percentage points for tiers two to six. The contribution rate for the lowest tier, which will cover those earning up to £34,873 from April 2025, will not be increased, as a key aim is to protect the lowest paid members. The employee contribution tiers following the 2024 actuarial valuation of the TPS have not been finalised.

Following a consultation, the Employee tiers were modified from 1 April 2025. Further details can be found on the Teachers' Pension website and at gov.uk.[3] [4]

In addition to the revised contribution rates, the salary bands increased by 1.7% in line with The Pensions Increase (Review) Order

2 https://www.teacherspensions.co.uk/members/faqs/valuation.aspx
3 https://www.teacherspensions.co.uk/news/public-news/2024/11/consultation-on-proposed-amendments-to-the-teachers-pension-scheme-regulations.aspx
4 https://www.gov.uk/government/consultations/teachers-pension-scheme-regulations-2024-proposed-amendments

2025.[5] The 1.7% increase is in line with the September 2023 to September 2024 increase in the Consumer Price Index (CPI).

The following table shows the rates applied for each salary band.

2025-26		2024-25	
Salary band	Contribution rate	Salary band	Contribution rate
£1 – £34,872	**7.4%**	£1 – £34,289	7.4%
£34,873 – £46,943	**8.9%**	£34,290 – £46,158	8.6%
£46,944 – £55,660	**9.9%**	£46,159 – £54,729	9.6%
£55,661 – £73,768	**10.5%**	£54,730 – £72,534	10.2%
£73,769 – £100,590	**11.6%**	£72,535 – £98,908	11.3%
£100,591 or more	**12.0%**	£98,909 or more	11.7%

Employer Contributions

Following the Scheme valuation as at 31 March 2020, Employer contributions were increased to 28.6% and this rate commenced from the financial year 2024-25. Details of how the Employer contribution rate was calculated, and how it changed since the previous valuation can be found on pages 7 and 8 of the 2020 Valuation Report.[6] The methodology accounts for any deficit at the valuation date as well as the forecast cost of future benefits arising over the next period. The Contribution rate remains in place until 31 March 2027. The 2024 Scheme valuation was completed on 1 July 2026. The new employer contribution rate will be 17.6% and will commence on 1 April 2027. Details of how the employer contribution rate has been calculated, can be found on pages 3 to 6 of the valuation results.[7]

Employers will continue to pay a charge equivalent to 0.08% of pensionable salary costs to cover administration expenses. Any excess or deficit between actual administration costs and the administration fee income is borne by the Scheme, via the vote account. This is in line with the TPS regulations, approved by HM Treasury. In the early years of the administration fee, the TPS quickly moved to a situation where income exceeded costs, resulting in a net gain to the Scheme. That has reversed in recent years, as a result of the costs of delivering the Public Service Pension Remedy and the transition to a new administration contract, resulting in a net cost. When considering the surplus or deficit position on the administration fee the Scheme follow the principles and rules in place for valuations and consider that over a 15 year period; that is to consider what is needed to maintain a balanced position 15 years hence. Within that, it would be incorrect to balance the position each year as that would prevent the Scheme from delivering anything new or different in the administration approach or handling any major issue like that caused by the McCloud-Sargeant discrimination ruling, without wild variations to the fee charges to employers annually.

Current Service Costs

The Current Service cost is the cost of future benefits, calculated in today's money, that employees in the Scheme earned in the current year. The Current Service Cost (expressed as a percentage of pensionable pay) is calculated annually by GAD, using the Projected Unit Cost Method (PUCM) and financial assumptions applicable at the start of the year.

5 https://www.legislation.gov.uk/uksi/2025/343/made
6 https://www.gov.uk/government/publications/2020-valuation-teachers-pension-scheme-england-and-wales valuation report.
7 https://www.gov.uk/government/publications/2024-valuation-teachers-pension-scheme-england-and-wales

Therefore, in any given year, there will be differences between the total contributions paid by Employers and members and the Current Service Cost Charge for the year.

Changes in benefits

Pension payments

Pension payments were reviewed, in accordance with the Scheme regulations and Pensions Increase legislation and were increased by 1.7% from April 2025 (2024: 6.7% increase).[8]

Changes to the Premature Retirement Compensation Scheme

During the year, Premature Retirement Compensation payments were reviewed and were increased by 1.7% with effect from April 2025 (2024: 6.7% increase), in keeping with the pension payments above.

Membership statistics

Membership information is provided by employers to the Scheme Administrator. Due to the scale and complexity of collating the data, this is reported a year in retrospect, therefore the figures for active and deferred members relate to the year ended 31 March 2025. More detail is provided in Annex A starting on page 78.

8 https://www.legislation.gov.uk/uksi/2025/343/made

Financial review of the year

Introduction

2025-26 has been another stable year, financially, for the Scheme. Implementation of the Public Service Pensions Remedy has continued, although from a Resource perspective, provision was first made in the Financial Year 2018-19. In the current financial year there were no other legal challenges to public sector pension schemes that would cause a change to the Scheme benefits requiring an adjustment to existing provisions or the creation of a new provision.

Outturn by budget type

The TPS budgets sit within a category of spending known as Resource Annually Managed Expenditure (AME) and are revised annually through the Main and Supplementary Estimates process. Cash payments are inherently volatile and largely outside the control of the Scheme, being affected by factors such as membership numbers, salary levels, mortality rates, age profile of members, and annual pension increases.

The AME sought under the Scheme's Estimate is the amount by which the Scheme's liabilities are estimated to increase during the year, less the contributions paid by employers and employees towards those liabilities.

The net cash requirement represents the estimated cash required for the year to cover payments of pensions, after taking into account the estimated contributions and transfer values paid to the Scheme by employees and employers.

For more detailed explanations see HM Treasury's Consolidated Budgeting Guidance.[9]

2025-26 financial outturn

In 2025-26 the Scheme's AME limit was £9,808 million (2024-25: £9,287 million) against which the Scheme spent a total of £9,691 million (2024-25: £9,172 million). The table below shows the Scheme's performance against its 2025-26 control totals as agreed by Parliament in the 2025-26 Supplementary Estimates.[10]

This is a summary of the more detailed analysis of outturn to Estimate presented in the audited Statement of Outturn against Parliamentary Supply (SOPS), and associated notes starting on page 37. The SOPS is the primary element of Parliamentary accountability which compares actual performance (outturn) with expected activities (Estimate) authorised through the Parliamentary vote totals (controls totals) process.

	2025-26			2024-25		
Type of spend	Estimate	Outturn	Variance	Estimate	Outturn	Variance
	£m	£m	£m	£m	£m	£m
AME	9,808	9,691	117	9,287	9,172	115
Net Cash Requirement	1,164	854	310	1,411	1,152	259

9 https://www.gov.uk/government/publications/consolidated-budgeting-guidance-2025-to-2026/consolidated-budgeting-guidance-2025-26
10 https://www.gov.uk/government/publications/supplementary-estimates-2025-26

Variance analysis

Resource AME

The outturn in 2025-26 was £117 million lower than forecast (2024-25: £115 million lower), which constitutes 1.2% of the Estimate. The variance is explained in the following ways:

- Total contribution receipts (Employer, Employee and Additional) were £93 million lower than the forecast of £12,417 million, representing a 0.7% variance. As the Scheme does not have control over pay awards or workforce decisions, contribution receipts can often fluctuate from forecasting assumptions.
- Current Service Costs were £234 million lower than forecast. Current Service Costs are the cost of the future pension benefits, calculated in today's money, that employees in the Scheme earned in 2025-26. The Current Service Cost (expressed as a percentage of pensionable pay) is calculated annually by GAD, using the Projected Unit Cost Method (PUCM) and financial assumptions applicable at the start of the year. For 2025-26 the rate was assessed to be 22.2% of pensionable pay. We forecast this by using the forecast for Employer Contributions to calculate an estimated paybill and then applying the Current Service Cost rate to this. Therefore, fluctuations in Contributions will also lead to variances in the Current Service Cost.

Reconciliation of Estimate to Outturn (RAME)

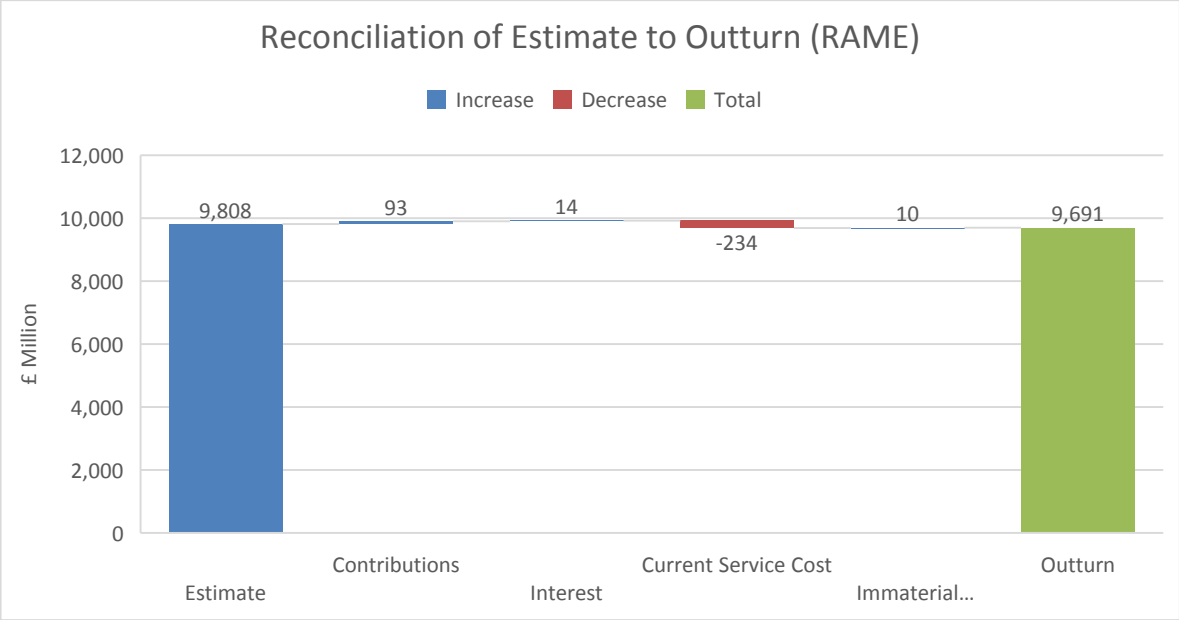

Net Cash Requirement

The Net Cash Requirement was £310 million lower than forecast (2024-25: £259 million lower), representing 26.6% of the Estimate. This variance is higher than in previous years, primarily due to the uncertainty around the Public Service Pensions Remedy implementation. The significant variances were:

- Pension benefit payments are £330 million lower than forecast, which reduces the net cash requirement, since less cash is required to make

payments. The variance reflects uncertainties surrounding the Public Service Pensions Remedy implementation and the profile of member engagement. Members impacted by the remedy continue to be contacted. The future impact on cashflow will remain under review.

- Contributions were £93 million lower than the forecast of £12,417 million. This increases the net cash requirement.
- Working Capital movements were £74 million lower than forecast. This was a combination of both receivable and payable movements which in turn were impacted by the variances in contribution receipts and benefits payable

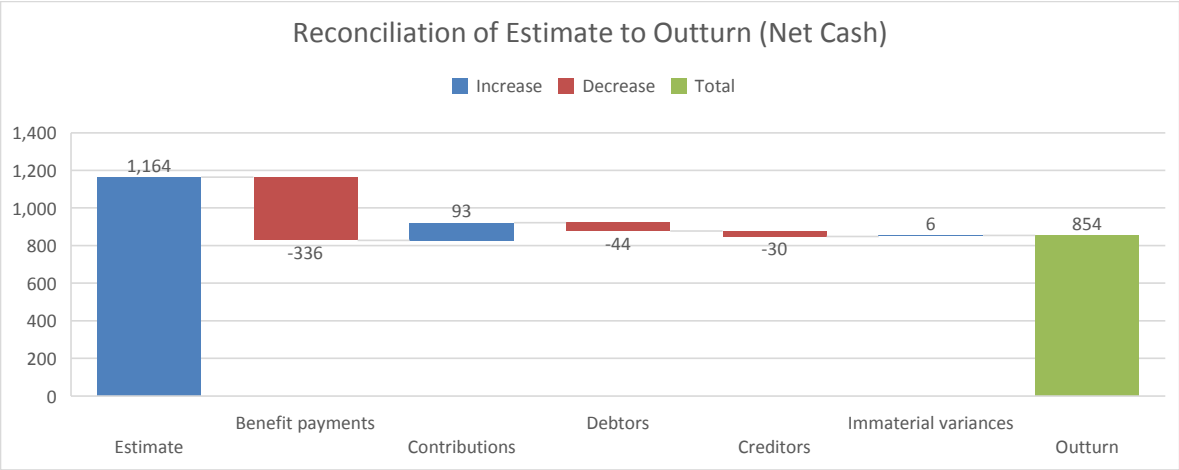

Reconciliation to financial statements

The SOPS shows outturn of £9,808 million, whereas the SoCNE shows net income of £14,820 million. The reasons for the variance are due to the following sitting outside the scope of the Estimate, and therefore not included in SOPS:

- the actuarial gain of £24,510 million. This gain is the revaluation of the prior year's pension liability and is calculated by the Scheme Actuary and is affected by a number of different factors including changes to financial assumptions, membership movements and mortality rates.
- Consolidated Fund Extra Receipts are refunded directly to HM Treasury. For the TPS, these receipts are primarily fines, interest for late contributions levied on employers and bank interest.

A reconciliation of outturn to operating expenditure is provided in note S2.

Decrease in pension liability

The pension liability, calculated by the Scheme Actuary, is £275.0 billion as at 31 March 2026 (2025: £290.7 billion). This represents the present value of the Scheme liability taking into account future forecast movements in pay, inflation and demographic assumptions. The full Report of the Scheme Actuary can be found on page 18.

Trends in Outturn

The table and graph below represent a five-year summary of the movements in the Scheme's outturn analysed by budget type.

	2021-22	2022-23	2023-24	2024-25	2025-26
Type of spend	Outturn	Outturn	Outturn	Outturn	Outturn
	£m	£m	£m	£m	£m
AME	17,935	22,064	10,841	9,172	9,691
Net Cash Requirement	1,684	1,728	2,048	1,152	854

Data in this table shows current expenditure to the right. Whilst this is not in keeping with standard presentation elsewhere in this report, it aligns to the graph below.

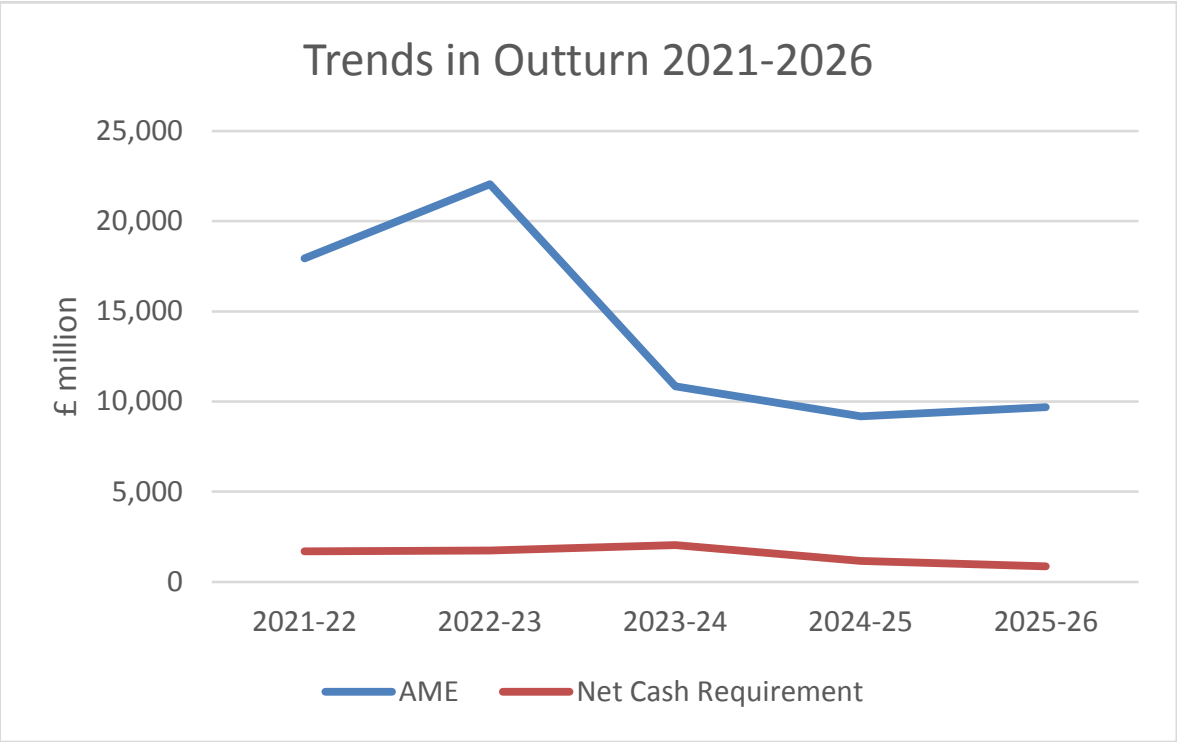

Movements in outturn

AME

AME has fluctuated over the last few years as a result of fluctuations in the nominal discount rate prescribed by HM Treasury.

The discount rate affects the calculation of the Scheme Liability, and the Current Service Cost rate together with the Interest on Scheme Liabilities charge. The movement in the rates, and the charges can be seen in the table below.

	2025-26	2024-25	2023-24	2022-23	2021-22
Interest rate	5.15%	5.10%	4.15%	1.55%	1.25%
Current service cost rate	22.2%	22.1%	27.3%	82.3%	77.0%
Employer contribution rate*	28.6%	28.6%	23.6%	23.6%	23.6%
	£m	£m	£m	£m	£m
Opening Liability	290,700	278,800	303,200	532,300	481,000
Current service cost	7,136	6,851	8,094	22,973	20,759
Interest Charge	14,816	14,067	12,505	8,344	6,077
Employer Contributions	9,193	8,866	6,997	6,587	6,357

*Employers also contribute a further 0.08% for administration costs

Comparison to Prior Year Outturn

The Scheme net expenditure increased by £519 million from £9,172 million in 2024-25 to £9,691 million in 2025-26. The increase is primarily due to:

- Contributions were £537 million higher than in 2024-25. This was primarily due to the teachers' pay award applied from September 2025 which increased the overall level of contributions. In addition, the tiers for members were reset in order to bring the average contribution rate back up to 9.6%
- Current Service Costs were £285 million higher than in 2024-25. This was primarily due to the increase in the underlying paybill, from the September 2025 pay award. There was also a small increase due to the increase in the Current Service Cost accrual rate from 22.1% in 2024-25 to 22.2% in 2025-26
- Interest on Scheme Liabilities were £749 million higher. The opening Scheme liability on which the interest charge is calculated rose from £278.8 billion at the start of 2024-25 to £290.7 billion at the start of 2025-26. This was coupled with an increase in the rate from 5.10% to 5.15%.

Net Cash Requirements

The net cash requirement decreased by £298 million from £1,152 million in 2024-25 to £854 million in 2025-26. The decrease was primarily due to:

- Contributions were £537 million higher in 2025-26 than in 2024-25. This is mainly because there were pay awards in both September 2024 and September 2025. The School Teachers' Review Body (STRB) recommended a 5.5% award from 1 September 2024, and 4.0% from 1 September 2025 meaning that the pensionable pay, and hence contributions were higher across the respective periods. Furthermore, the re-set of the Employee contribution tiers, described above, has further increased contribution income in this year. The higher level of receipts means that the net cash requirement is reduced.
- Payment of benefits were £329 million higher. This was due to an increase in pension benefits,

mainly driven by the annual pension increase order which was 1.7% in April 2025. Furthermore as the Scheme works through the Public Service Pension Remedy cases, additional payments are being made to members.

- Working Capital requirements were £107 million less in 2025-26 than 2024-25. This was mainly due to higher amounts of cash receipts flowing into the Scheme from Contributions. Contributions are generally paid to the scheme in the month after they are earned. As the Employer rate increased to 28.6% at the start of 2024-25, the majority of receipts in April 2024 would have been in relation to March 2024 at the previous rate of 23.6%. There was no rate increase in 2025-26 so, together with annual salary increases, cash receipts in the comparable months across the two years were larger in 2025-26 than in 2024-25.

Future plans

The Main Estimate for 2026-27 forecasts a decrease in the AME requirement and an increase in the net cash requirement from the 2025-26 position as follows:

Type of spend	2026-27 Main Estimate	2025-26 Outturn
	£m	£m
AME requirement	9,007	9,691
Net cash requirement	1,053	854

AME Requirement

There is a £684 million decrease in Resource expenditure arising primarily from the Current Service Cost and Interest on Scheme Liability

The Current Service cost is forecast to decrease by £698 million. This is due to a reduction in the accrual rate, prescribed by GAD, from 22.2% in 2025-26 to 18.9% in 2026-27. This is partially offset by an increase in the underlying pay bill caused by, amongst other things, the 4.0% increase in September 2025.

The Interest on Scheme Liability is forecast to increase by £484 million. This is due to an increase in the interest rate from 5.15% to 5.60%. This is partially offset by a decrease in the underlying Scheme liability from £290.7 billion in April 2025 to £277.2 billion that was forecast when compiling the Main Estimate. This will reduce slightly due to the actual opening liability in April 2026 being £275.0 billion.

This increase is partially offset by a £463 million increase in Resource income, which primarily derives from an increased level of Contributions, caused by the 4.0% pay award in September 2025, together with a further forecast uplift in September 2026.

Net Cash Requirement

The increase in the net cash requirement of £199 million primarily derives as follows:

- Regular Contributions receipts have increased by £450 million due to the forecast pay awards outlined above.
- An increase in forecast benefit payments of £629 million. Although there are many elements affecting this increase, the most significant increases are forecast for the two largest pension benefit payment types (Normal Age Pension Retirement and Early Retirement).

- This is mainly due to the annual Pension Increase coupled with forecast retirement volumes, together with additional increases due to the Public Service Pension Remedy.

Scheme valuation

The primary purpose of a formal actuarial valuation is to set the employer contribution rate, which usually takes place every four years for TPS.

The 2020 actuarial valuation of the TPS was implemented from April 2024, and was in effect for the financial year 2025-26. It was carried out using scheme data as at 31 March 2020 and in accordance with the Directions. The valuation determines the rate of employer contributions payable and the employer cost control position (both of which are set out in the TPS regulations). The Directions also require results relating to scheme liabilities, notional assets and contribution rates to be reported.

As a result of this valuation the TPS employer contribution rate increased from 23.6% to 28.6% from April 2024.

The funding valuation report was published by the Department on 26 October 2023 and the key results were: [11]

- employer contribution rates were set at 28.6% of pensionable pay, in line with current regulations, plus an additional 0.08% of pensionable pay for the cost of scheme administration.
- the funding valuation (noted above) uses a different set of assumptions than those used to inform the valuation used in this ARA, which uses International Accounting Standard IAS 19 Employee Benefits (IAS 19) as its basis. Therefore, the Scheme financial position is reported as two different values between the valuation and the ARA.
- for the purpose of financial reporting, actuarial assessments are undertaken in the intervening years between formal valuations.

The next scheme valuation based on the scheme membership data as at 31 March 2024 has been completed, with the new employer contribution rate commencing on 1 April 2027.

Events after the reporting period

There have been no events between the Statement of Financial Position date and the date the accounts were authorised for issue requiring an adjustment to accounts.

Issues arising for 2025-26

Public Service Pensions Remedy

The Public Service Pensions Remedy project to rectify the McCloud-Sargeant discrimination remains in flight.

In line with the requirements of the *Public Service Pensions and Judicial Offices Act 2022*, the Department laid regulations which came into force on 1 April 2022, closing the legacy scheme to any further accrual which prevented any further discrimination (the prospective remedy).

The retrospective remedy offering in-scope members a deferred choice of benefits, legacy or reformed, in respect of pensionable service during the remedy period (1 April 2015 to 31 March 2022) is ongoing. TPS is issuing Remediable Service Statements (RSS) to approximately 592,000 affected members, outlining the different benefits available to them under the remedy. Circa 130,000 of those are Immediate Choice members who have already crystalised their benefits and therefore will make their choice on receipt

11 https://www.teacherspensions.co.uk/news/employers/2023/10/valuation-result.aspx

of their Remediable Service Statements. As these members will typically have mainly final salary service, there are not expected to be significant changes to pensions in payment, as the period where pensionable service is affected by the remedy is likely to be the minority of the total pensionable service for these members. The remaining members will make their choice at retirement, potentially over the next 30 to 35 years. As at 31 March 2026, engagement has already taken place with 497,173 (2025 Restated: 411,153) members in-scope to explain the options with values open to them (via RSS). This can be broken down into 75,128 (2025: 65,191) retired rectification RSSs issued, 39,074 (2025: 21,318) pipeline RSSs issued at the point of retirement, and 382,971 (2025: 324,644) active/deferred pipeline members via their Annual Benefit Statement (ABS) RSS.

Virgin Media Case

We are aware of the Virgin Media Limited v NTL Pension Trustees II Limited court case, and its implications for UK defined benefit pension schemes that were contracted out of the additional state pension between April 1997 and April 2016.

Under legislation, where there is a change in the scheme regulations involving Section 9(2B) rights, the Scheme actuary is required to provide written certification (Section 37 certificate) to certify the change. There have been several changes to the TPS Final Salary scheme since 5 April 1997 including the introduction of actuarially adjusted benefits in 2000, NPA 65 members from 1 January 2007, and various other changes, including the equalisation of Family benefits to include same sex civil partnerships and marriages.

To address this, amendments to the *Pension Scheme Bill 2025* were made, establishing a Retrospective Validation Mechanism. This allows schemes to request the Scheme actuary to confirm that historic amendments would not have prevented the scheme from meeting the reference scheme test. We are continuing to work with our Scheme actuary to confirm whether the amendments can be treated as valid, ensuring that key conditions (i.e. the amendment must not have been subject to legal proceedings before 5 June 2025) remain met.

Other Legal Cases

A legal claim has been received in respect of a group of members in relation to delays in the calculation of Cash Equivalent Transfer Values (CETV), Remediable Service Statements (RSSs) and Annual Benefit Statement RSSs (ABS-RSSs). We are in the process of consulting with our legal advisors in relation to this claim.

Information for members

Please see Annex B on page 83 for information for members

Susan Acland-Hood
Accounting Officer
3rd July 2026

Report of the Actuary

Introduction

This statement has been prepared by the Government Actuary's Department (GAD) at the request of the Department for Education (DfE). It provides a summary of GAD's assessment of the scheme liability in respect of the Teachers' Pension Scheme (TPS) as at 31 March 2026, and the movement in the scheme liability over the year 2025-26, prepared in accordance with the requirements of Chapter 12 of the 2025-26 version of the Financial Reporting Manual.

The TPS is a defined benefit scheme providing pension and lump sum benefits on retirement, death and resignation. The scheme is wholly unfunded. We are not aware of any informal practices operated within the scheme which lead to a constructive obligation.

The assessment has been carried out by calculating the liability as at 31 March 2024 based on the data provided as at 31 March 2024 and rolling forward that liability to 31 March 2026.

Tables A to C summarise the principal membership data as at 31 March 2024 used to prepare this statement.

Membership data

Tables A to C summarise the principal membership data as at 31 March 2024 used to prepare this statement.

Table A – Active members

	Number	Total Pensionable Pay* (p.a.)
	Thousands	£ millions
Males	205	6,623
Females	520	15,966
Total	**725**	**22,589**

* Pensionable pay is the full-time equivalent figure. This is in respect of final salary members only

Table B – Deferred members

	Number	Total Pensionable Pay* (p.a.)
	Thousands	£ millions
Males	231	699
Females	507	1,531
Total	**738**	**2,230**

* Pension amounts include the pension increase granted in April 2024.

Table C – Pensions in payment

	Number	Total Pensionable Pay* (p.a.)
	Thousands	£ millions
Males	230	4,409
Females	450	6,344
Spouses & dependents	84	622
Total	**764**	**11,375**

* Pension amounts include the pension increase granted in April 2024.

Methodology

The present value of the liabilities as at 31 March 2026 has been determined using the Projected Unit Credit Method (PUCM), with allowance for expected future pay increases in respect of active members, and the demographic and financial assumptions applying as at 31 March 2026. The current service cost (expressed as a percentage of pensionable pay) in respect of accruing costs in the year ended 31 March 2026 was determined using the PUCM and the demographic and financial assumptions applicable at the start of the year, that is, those adopted as at 31 March 2025 in the 2024-25 accounts.

This statement takes into account the benefits normally provided under the scheme, including age retirement benefits, ill-health retirement benefits and benefits applicable following the death of the member. It does not include the cost of injury benefits (in excess of ill-health benefits). It does not include premature retirement and redundancy benefits in respect of current active members, although the assessment of liabilities includes pensions already in payment in respect of such cases.

Financial assumptions

The principal financial assumptions adopted to prepare this statement are shown in Table D.

Table D – Principal financial assumptions

Assumption	31 March 2026	31 March 2025
	p.a.	p.a.
Nominal discount rate	5.60%	5.15%
Rate of CPI inflation (informing increases to pensions in payment, deferred pensions and CARE revaluation)	2.55%	2.65%
Rate of general pay increases	3.30%	3.40%
Rate of short-term general pay increase	n/a	n/a
Real discount rate in excess of:		
- CPI inflation	2.95%	2.40%
- Long-term pay increases	2.20%	1.65%
Expected return on assets	n/a	n/a

The assumptions for the discount rate and pension increases are specified by HM Treasury in the PES (2025) 09, dated 4 December 2025, and remain unchanged for these accounts. The PES assumptions reflect market conditions at the previous 30 November and are typically not amended for any changes between November and the accounting date.

The long-term salary assumption is set by DfE, having taken actuarial advice, and is intended to be an average over the future careers of scheme members, with a recognition that increases in any particular year may be lower or higher than the assumption. The assumption allows for lower short-term forecasts from the Office for Budget Responsibility (relative to CPI inflation).

The assessment of the liabilities allows for the known pension increases up to and including April 2026.

Additionally, for the accounts as at 31 March 2026, allowance has been made for known inflation experience up to March 2026 to inform, in part, the pension increase that is expected to apply in April 2027. This is consistent with the approach taken for the accounts as at 31 March 2025.

Demographic assumptions

Table E summarises the mortality assumptions adopted to prepare this statement, which were derived from the specific experience of the scheme membership. The table refers to the standard mortality tables prepared by the Continuous Mortality Investigation (part of the Actuarial Profession) known as the 'S4 tables' with the percentage adjustments to those tables derived with reference to scheme experience.

Table E – Post-retirement mortality assumptions

Baseline mortality	Standard table[12]	Adjustment
Males		
Retirements in normal health	S4NMA_L	110%
Current ill-health pensioners	S4IMA	82%
Future ill-health pensioners	S4IMA	82%
Dependants	S4DMA	82%
Females		
Retirements in normal health	S4NFA_VL	100%
Current ill-health pensioners	S4IFA	95%
Future ill-health pensioners	S4IFA	95%
Dependants	S4DFA_VL	104%

These assumptions in Table E above, and the other demographic assumptions such as commutation and family statistics, are in line with those recommended for the 31 March 2024 funding valuation of the scheme. Note that the accounts as at 31 March 2025 were based on the assumptions adopted for the 2020 valuation.

Mortality improvements are assumed to be in line with the 2022-based projections for the United Kingdom published by the ONS in January 2025. This is the same approach taken as per the 2024-25 accounts. ONS published 2024-based projections on 28th April 2026. However, these population projections will require detailed review before adoption. As such, these projections will not be used in the 31 March 2026 accounts.

The scheme's actuarial factors[13] were updated in 2023-24 and remain in force. Consistent to the accounts calculations as

12 From the 'S4' series of standard tables published by the CMI and based on the experience of self-administered pension schemes. Separate tables are available based on experience of members split by sex, retirement type and pension amount band

13 https://www.gov.uk/government/news/updated-actuarial-factors

at 31 March 2025, these have been allowed for in the calculating the accounting position as at 31 March 2026.

Our advice on the selection of assumptions was provided to the Department in our assumptions and methodology report dated 29 April 2026.

Liabilities

Table F summarises the assessed value as at 31 March 2026 of benefits accrued under the scheme prior to this date based on the data, methodology and assumptions described in the preceding paragraphs. The corresponding figures for the previous year are shown for comparison. The liabilities at 31 March 2025 and 2026 both include an allowance for the higher cost of benefits accrued under McCloud. This approach is consistent with last year.

Table F – Statement of Financial Position

	31 March 2026	31 March 2025
	£ billion	£ billion
Total market value of assets	nil	nil
Value of liabilities	275.0	290.7
Surplus/(Deficit)	(275.0)	(290.7)
of which recoverable by employers	n/a	n/a

Accruing Costs

The cost of benefits accrued in the year ended 31 March 2026 (the current service cost) is assessed as 22.2% of pensionable pay.

For the avoidance of doubt, the actual rate of contributions payable by employers and employees is not the same as the current service cost assessed for the accounts.

Members contributed between 7.4% and 12% of pensionable pay over 2025-26, depending on the level of their pay. The actual employer contribution rate was determined as part of a funding valuation using different assumptions. Table G shows the employer and employee contributions during the year 2025-26 as a percentage of pensionable pay and compares the total contributions with the current service cost assessed for the 2025-26 accounts.

Table G – Contribution rate

	2025-26	2024-25
	Percentage of pay	Percentage of pay
Employer contributions[14]	28.6%	28.6%
Employee contributions (average)	9.7%	9.4%
Total contributions	38.3%	38.0%
Current service cost (expressed as a % of pay)	22.2%	22.1%

The key difference between the assumptions used for funding valuations and accounts is the discount rate, although price inflation and salary increases are also determined differently. The discount rate for accounts is set each year by HM Treasury to reflect the requirements of the accounting standard IAS 19.

14 In addition, employers contributed 0.08% pay in respect of expenses.

The pensionable payroll for the financial year 2025-26 was £32.2 billion (derived from contributions payable by employers over the year). Based on this information, the accruing cost of pensions in 2025-26 (at 22.2% of pay) is assessed to be £7.1 billion.

Past service costs arise when an employer undertakes to provide a different level of benefits than previously promised. No new past service costs have been recognised over 2025-26. I am not aware of any other events that have led to a significant past service cost over 2025-26.

I am not aware of any events that have led to a significant settlement or curtailment gain or loss over 2025-26.

Sensitivity Analysis

The results of any actuarial calculation are inherently uncertain because of the assumptions which must be made. In recognition of this uncertainty I have been asked to indicate the approximate effects on the actuarial liability as at 31 March 2026 of changes to the most significant actuarial assumptions.

The most significant financial assumptions are the discount rate, general earnings increases and inflationary increases (currently based on CPI). A key demographic assumption is pensioner mortality.

Table H shows the indicative effects on the total liability as at 31 March 2026 of changes to these assumptions (rounded to the nearest 0.5%).

Table H – Sensitivity to significant assumptions

Change in Assumption	Approximate effect on total liability		
Financial Assumptions	**Sensitivity**	**Percentage**	**£ billion**
Discount rate*	+0.5% p.a.	-7.5%	-21
(Long-term) earnings increase*	+0.5% p.a.	+1.0%	+3
Inflationary (CPI) increases*	+0.5% p.a.	+7.0%	+19
Demographic assumptions			
Additional 1 year increase in life expectancy at retirement*	+ 1 year	+3.0%	+8

* Opposite changes in the assumptions will produce approximately equal and opposite changes in the liability.

The discount rate sensitivity has been estimated as c.16 years at 31 March 2024, which is the effective date of the underlying membership data.

COVID-19 and Climate Change

COVID-19 and climate change are areas where there remains significant uncertainty, which could affect both future economic and demographic experience. In line with previous years, the assumptions used in the preparation of the 2025-26 Resource Accounts allow for the current impacts of COVID-19 and climate change to the extent that they are reflected in the market data used to set or derive assumptions.

The 2022-based population projections consider COVID-19 as a mortality shock event, applying an appropriate short-term adjustment rather than projecting its effects forward. Death rates from COVID-19 in excess of that already allowed for in the mortality assumptions and reflected in the membership data would emerge as an experience gain in future years' accounts.

Hayley Schofield FIA C.Act

Neil Crombie FIA C.Act

Government Actuary's Department

17 June 2026

Statement of Accounting Officer's responsibilities

Under Section 5 of the *Government Resources and Accounts Act 2000*, HM Treasury has directed the Scheme to prepare for each financial year, resource accounts detailing the resources acquired, held or disposed of during the year and the use of resources by the department during the year. The financial statement also satisfies the requirements of the *Teachers' Pensions Regulations 2010* (as amended) and the *Teachers' Pension Scheme Regulations 2014* (as amended). The combined accounts are prepared on an accruals basis and must give a true and fair view of the state of affairs of the Scheme and of its income and expenditure, Statement of Financial Position and cash flows for the financial year.

In preparing the accounts, the Accounting Officer is required to comply with the requirements of the Government Financial Reporting Manual (FReM) and in particular to:

- observe the Accounts Direction issued by HM Treasury, including the relevant accounting and disclosure requirements, and apply suitable accounting policies on a consistent basis
- make judgements and estimates on a reasonable basis
- state whether applicable accounting standards, as set out in the FReM have been followed, and disclose and explain any material departures in the accounts
- prepare the accounts on a going concern basis
- confirm that the ARA as a whole is fair, balanced and understandable and take personal responsibility for the ARA and the judgements required for determining that it is fair, balanced and understandable

HM Treasury has appointed the Permanent Secretary of the Department for Education as Accounting Officer for the Teachers' Pension Scheme (England and Wales). The responsibilities of an Accounting Officer, including responsibility for the propriety and regularity of the public finances for which the Accounting Officer is answerable, for keeping proper records and for safeguarding the scheme assets, are set out in Managing Public Money published by HM Treasury.

As the Accounting Officer, I have taken all the steps that I ought to have taken to make myself aware of any relevant audit information and to establish that the Scheme auditors are aware of that information. So far as I am aware, there is no relevant audit information of which the auditors are unaware.

Governance statement

Scope of responsibility

As Accounting Officer of the Scheme, I am required to provide assurances about the stewardship of the TPS. These assurances are provided in this Governance Statement, in line with HM Treasury guidance. I also have responsibility for maintaining a sound system of internal control and risk management that supports the achievement of the Scheme's policies, aims and objectives, whilst safeguarding public funds and Scheme assets for which I am personally responsible. This includes the management of budgets and assets associated with the TPS.

Administration of the TPS is currently contracted out to Capita and the transition to TCS is in progress. The contract is managed by the Department and operated in accordance with the Department's internal control framework. As Accounting Officer, I have responsibility for ensuring that the administrator is managing the risks effectively and for reviewing the effectiveness of the administrator's systems of internal control.

Governance structure

Overview

The Scheme is governed at three levels: management of day-to-day service delivery; oversight and monitoring; assurance.

The overall governance approach is based on delegating management of risks and issues to those best placed to deal with them, with oversight and monitoring arrangements in place to help with the setting of strategic direction and the identification and management of any wider risks and issues, including those that are escalated through the governance structure.

Details of the governance structure, management boards and their membership, together with attendance details, can be found below. In summary, the TPS Portfolio Board (TPS PrB), shown in yellow, oversees all aspects of managing service delivery taking input from several supporting boards and committees. The boards that manage day-to-day delivery by the scheme administrator are shown in the orange boxes in the diagram below. Further boards - shown in light blue – are responsible for delivery of specific projects.

The TPS PrB is ultimately accountable to, and reports to, the Departmental Board via the Department's internal governance structure. These are shown in the green boxes. External assurance is principally provided by the TPS Pension Board for Administration and the National Audit Office (NAO) for Accounts. These are shown in royal blue boxes.

The diagram below illustrates the key governance arrangements in place.

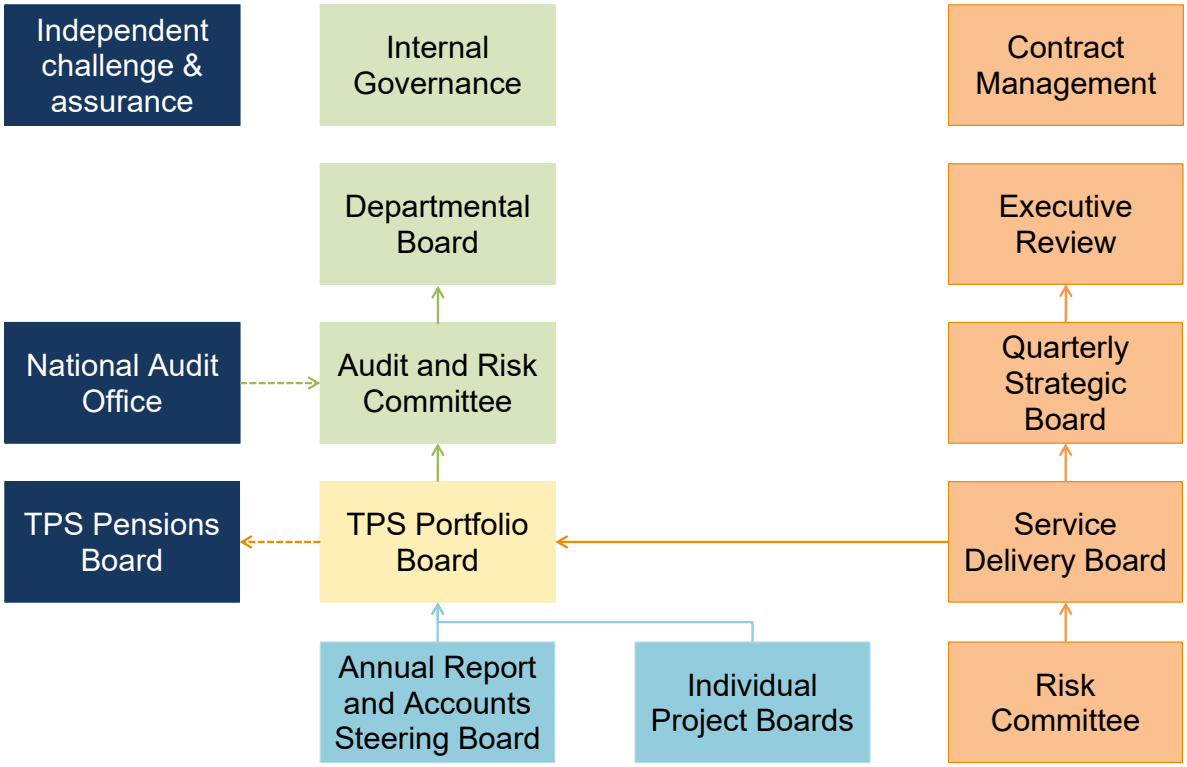

Governance at Departmental level

The Departmental Board (DB)

The DB provides the collective strategic and operational leadership for the Department, by bringing together Ministers, Civil Service leaders and non-executive board members from outside Government and is chaired by the Secretary of State. The DB's remit encompasses the TPS, providing assurance on the way in which the Scheme is operating via reporting through the Departmental Audit and Risk Committee (ARC), taking updates from the Departmental team that manages the service and the NAO. The DB also considers TPS-related matters escalated to it. One risk was escalated to the DB during 2025-26 associated to a potential Service Gap from the point transition occurs from Capita to TCS. Mitigations are in place to ensure that the TPS has relevant commercial and contractual protections so that if this risk materialises, options can be put in place to maintain continuation of the service. Key decision points are scheduled to agree whether to proceed with the transition or implement contingency options. Regular meetings between the Departments Permanent Secretary and Supplier Chief Executive Officers are in place to maintain positive delivery performance.

Further details on the DB and the sub-committees that support it can be found in the Department's Governance Statement published in the Department's Annual Report and Accounts.

Audit and Risk Committee (ARC)

The ARC is a sub-committee of the DB. It supports the Board and the TPS's Accounting Officer by providing independent scrutiny, support and challenge of the TPS arrangements for governance, risk management and internal controls and assurances. ARC advises the Permanent Secretary on the adequacy and effectiveness of these arrangements, including providing scrutiny of this ARA, and reviewing the work of the Scheme's internal and external auditors.

TPS Portfolio Board (TPS PrB)

The TPS PrB is a Departmental board. It meets monthly and is chaired by the Senior Civil Servant in the Department responsible for the TPS. It encompasses senior managers from the Department's Teachers' Pension Scheme Team and takes input from senior managers within the Capita team responsible for the administrator's input into the portfolio.

The TPS PrB is responsible for managing all aspects of change within the service, under delegated authority from the Secretary of State (as Scheme manager). This includes overseeing the progress of individual projects set up to deliver specific products/activities, ensuring change activity within the portfolio remains positioned to deliver upon the TPS vision and strategy, assuring themselves of the effectiveness of the TPS control environment and the production of this ARA.

The TPS PrB receives and considers reports from the Service Delivery Board (SDB) on contract related issues and from individual project/programme boards within the TPS portfolio, including the ARA Steering Group on finance and accounts related issues. It also considers input from the full range of expert partners and assurance bodies involved in the successful delivery of the TPS, for example, GAD, Capita Group Internal Audit (CGIA), the Government Internal Audit Agency, the TPS Pension Board, and the NAO.

The TPS PrB provides direction to the groups and boards involved in management of day-to-day delivery of the Scheme, and reports into and takes direction from the DB and its sub-committees as appropriate, including ARC.

TPS Pension Board (TPSPB)

The TPSPB was established in accordance with the *Public Services Pensions Act 2013* and is responsible for assisting the Scheme manager in ensuring compliance with the TPS regulations, other legislation relating to the governance and administration of the Scheme and any requirements imposed by The Pensions Regulator. The TPSPB provides additional assurance to Scheme members and their employers; the Accounting Officer; the Secretary of State; and taxpayers, that the TPS is being administered efficiently, effectively and in accordance with the Scheme regulations.

The Board comprises an independent Chair, an independent pensions specialist, five members and five employer representatives, and one senior Department official.

The TPSPB typically meets four times a year.

The TPSPB provides assurance through scrutiny of quarterly reporting setting out key operational, risk management and financial information, as well as reports it has commissioned on key aspects of the Scheme. The Board also provides direct challenge to both the Department and the administrator on those reports and any aspect of administration and delivery – this feedback is ultimately considered by and acted upon, as appropriate, by the TPS PrB and SDB.

The TPSPB is supported by four sub-committees which report to it and provide additional analysis and challenge on the key aspects of the TPS which have been identified as priorities for members and employers:

- Managing risk and internal controls
- Service delivery and maintenance of data
- Information for members and communications

- TPS commercial projects

The TPSPB has focused on specific elements of administration whilst challenging and pressing the Department and administrator on matters where it considers improvements should be made. Further details of the Board's activity is detailed in their Annual Review statement, which can be found on the TPS website in the annual review section TPSPB Annual review.[15]

The board continues to focus its efforts on ensuring that members' and employers' needs and expectations are met.

The TPSPB's assurance role is fully integrated within the wider scheme governance structure.

Member	Meetings attended (out of possible)
Independent members	
Alan Taylor (Chair)	4/4
Jo Maguire (Pension Specialist)	4/4
Department members	
Peter Springhall (left April 2025)	0/0
Graham Tanfield (from April 2025 to December 2025)	2/2
Charlotte Marr (from January 2026)	1/1
Employer representatives	
Susan Fielden (left June 2025)	1/1
Yvonne Moult	4/4
Lisa Sproats	3/4
Simon Lowe (left November 2025)	1/3
Peter Bryan	4/4
Warren Carrett (from July 2025)	3/3
Member representatives	
Heather McKenzie (left March 2026)	2/4
Maria Chondrogianni	4/4
Peter Strike	4/4
John McGill	4/4
Michael Collier	4/4

Further information about the role of the Board and its membership can be found on the Teachers' Pension Scheme website TPS Pension Board.[16]

Governance at Scheme level

Strategy Board (SB)

SB meets quarterly, chaired by the Department's Head of Supplier Management for TPS, with the purpose of determining the strategic direction of the administration services, and reviewing delivery progress. It provides a forum for discussions between senior leaders from the Department's Teachers' Pensions team and Capita on contract delivery, focusing on:

- Departmental/Government pension priorities
- achievement of contractual outcomes
- innovations and improvements that deliver improved customer service and/or service efficiencies

15 https://www.teacherspensions.co.uk/public/governance/pension-board/executive-review.aspx
16 https://www.teacherspensions.co.uk/public/governance/pension-board.aspx

- achievement of agreed strategic objectives for the TPS
- discussion of any escalations from Service Delivery Board.

Service Delivery Board (SDB)

The management and monitoring of contract deliverables and emerging risks is delivered by the SDB which meets monthly and is chaired by the Department's TPS Senior Contract Manager. The SDB comprises staff and managers from the Department's Teachers' Pensions team and Capita and is responsible for:

- managing and monitoring delivery on a day-to-day basis
- monitoring core pension administration delivery and providing strategic direction and/or a resolution forum for any service-related issues
- reviewing contractual performance measures via defined service level agreements, key performance indicators and outcome measures and key client management issues, addressing delivery risks and issues
- discussing any escalation from Department or Capita Finance, Operations, Engagement, Governance and Audit meetings
- promoting collaboration in developing best practice operational discipline; this includes joint initiatives to promote more effective change

The Department challenges contract performance issues via SDB and SB and seeks resolution of those issues. SDB reports into and takes direction from the TPS PrB, including escalations for resolution where that has not been possible via SDB or SB.

TPS Risk Committee

This committee consists of Department and Administrator staff and supports the contract management governance boards (particularly SDB), ensuring a robust infrastructure is in place to provide a clear, consistent, and sustainable approach to risk management. The committee also provides oversight and advice to the relevant governance and stakeholder boards on current risk exposures and future risk strategy.

Meetings are held monthly and are chaired by the TPS Head of Governance and Risk for the purpose of reviewing current strategic and service delivery risks, identifying emerging risks in period, and assigning ownership and management of mitigating actions.

In addition to the above, there are scheme executive reviews led by the Department's Deputy Director for the Teachers' Pension Scheme Division, who has six-monthly meetings with the executive committee member for the Administrator. These reviews provide a vehicle for escalations and issue resolution.

Where appropriate, issues are reported to the TPS PrB and escalated to the DB via its ARC sub-committee.

Risk management and controls

The Department's approach seeks to devolve accountability to those best placed to effectively manage risk at the right level. This system has been in place for the year under review and up to the date of approval of the ARA.

While the Accounting Officer is the risk owner for the TPS, individual managers are responsible for managing risks associated with Scheme management and accounting, given their knowledge of the issues and being best placed to mitigate any potential impacts. The Director General of Schools Group is responsible for the delivery of Scheme policy objectives, governance and administration of the Scheme. Responsibility for the Scheme's financial

reporting and accounting lies with the Department's Director of Operational Finance, through the Department's Sector Reporting Division, who reports through the quarterly meetings of ARC.

Risk management is built into the TPS business planning and reporting processes, evident in the governance and audit mechanisms that monitor compliance with risks associated with policy, administration and financial requirements. There is clear accountability and ownership of risk to ensure that it is managed at the appropriate level. Risks relating to the TPS are discussed by exception at the Department's ARC and, if necessary, escalated to the DB. No TPS-related issues were escalated in the 2025-26 reporting year to ARC, however, one TPS-related risk has been escalated to the Performance and Risk Committee (PRC) associated to the potential failed transition of administration services between Capita and TCS. The PRC, which is a sub-committee of the Department's Senior Leadership team, considers the Departments top-tier risks, near misses and unexpected issues as part of the second line assurance. Additional risk assurance activity is carried out by the central risk team on the committee's behalf.

The system of internal control is designed to manage risk to a reasonable level rather than to eliminate all risk, whilst still enabling the achievement of the relevant policies, aims and objectives. It can therefore only provide reasonable and not absolute assurance of effectiveness.

The system of internal control is based on an ongoing process designed to:

- identify and prioritise the risks to the achievement of those policies, aims and objectives
- evaluate the likelihood of those risks being realised and the impact should they be realised
- manage the risks efficiently, effectively and economically

The specific controls used to provide assurance over the management of risks and issues associated with the TPS are described below.

Risk registers

Risk registers are maintained which cover all aspects of strategic and service delivery, including: contract, policy, finance, compliance, governance, IT systems, change management, processes and administration. Each business area and major project has ownership and accountability for managing their own risks, and each business aspect is required to take account of the impact on the other.

The structure of the registers is continually reviewed to ensure compliance with risk management best practice. The TPS Risk Committee, incorporating membership from both the Department and the Scheme administrator, is responsible for the management and oversight of operational and delivery risks recorded in the registers. Strategic and portfolio level risks are captured separately and are considered each month by the TPS PrB.

Contractual audit requirement

Capita's contract requires it to produce and implement an audit strategy which complies with Public Sector Internal Audit Standards and provides requisite assurance over TPS governance, risk management and controls. The requirement is delivered by CGIA, who provide audit reports to the TPS contract management team and wider assurance via monthly contract management risk committee meetings.

Annual audit plan

A risk-based annual audit plan is agreed with the Department in consultation with the Government Internal Audit Agency and

the TPSPB and delivered by CGIA. The Department continually reviews plan delivery, as well as approving the scope of individual audit activity, and reviewing and challenging audit findings.

Key risks

Impact of Public Service Pensions Remedy on TPS

The Department continues to deliver the remedial action needed to address the issues raised by the McCloud-Sargeant discrimination ruling, in line with the requirements outlined in the Public Service Pensions and Judicial Offices Act 2022. Addressing the technical issues involved in delivering an appropriate and fair solution for members who have already retired or left the Scheme has been particularly challenging, including the tax related issues involved. However, engagement has already taken place with 497,173 of the circa 592,000 members in-scope to explain the options with values open to them.

Ultimately, the overall change in Scheme costs resulting from the solution to the McCloud-Sargeant judgment for all in-scope members (those covered above and those yet to retire) will be driven by the choices individual members make, and as members have up to a year to make that choice after receiving their RSS there remains a degree of uncertainty regarding the final impact. The likely impact, therefore, continues to be determined on a best estimate basis and there remains a risk that the final impact will be different to that, though that is not anticipated to be material at this stage.

Transition of TPS administration

The transition of the TPS administration to TATA Consultancy Services (TCS) is in progress. Given the complexities involved in delivering the Scheme, there are inevitably risks in ensuring an effective transition. In March 2026, the Scheme announced that the transfer of the administration of the TPS would take place in late 2026, recognising that additional time was required to complete the transition effectively and maintain service continuity for members and employers.

The transition programme operates within a formal governance framework. The diagram below illustrates the key governance arrangements in place.

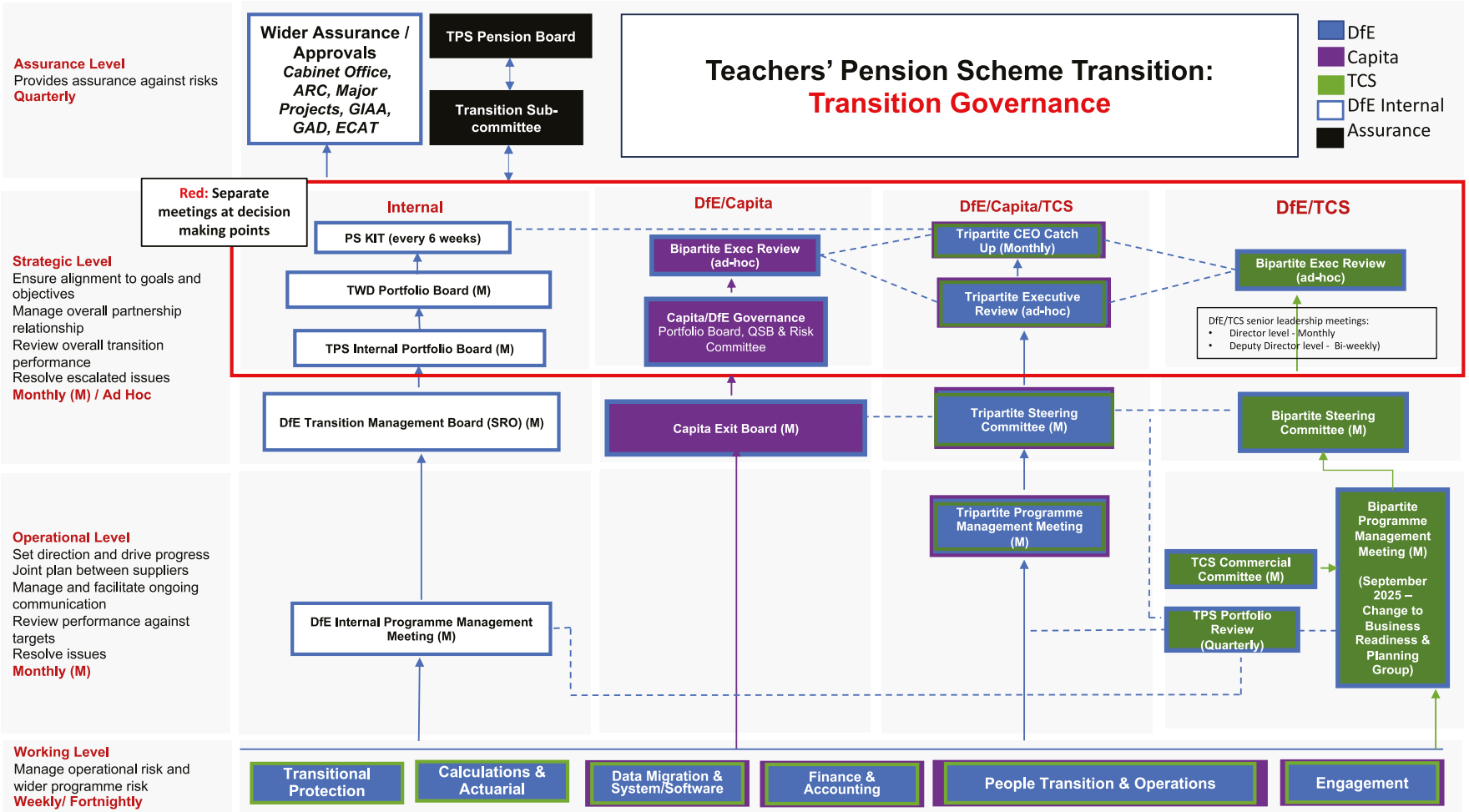
Teachers' Pension Scheme Transition:
Transition Governance
DfE
Capita
TCS
DfE Internal
Assurance
Assurance Level
Provides assurance against risks
Quarterly
Wider Assurance / Approvals
Cabinet Office, ARC, Major Projects, GIAA, GAD, ECAT
TPS Pension Board
Transition Sub-committee
Red: Separate meetings at decision making points
Strategic Level
Ensure alignment to goals and objectives
Manage overall partnership relationship
Review overall transition performance
Resolve escalated issues
Monthly (M) / Ad Hoc
Internal
PS KIT (every 6 weeks)
TWD Portfolio Board (M)
TPS Internal Portfolio Board (M)
DfE Transition Management Board (SRO) (M)
DfE/Capita
Bipartite Exec Review (ad-hoc)
Capita/DfE Governance Portfolio Board, QSB & Risk Committee
Capita Exit Board (M)
DfE/Capita/TCS
Tripartite CEO Catch Up (Monthly)
Tripartite Executive Review (ad-hoc)
Tripartite Steering Committee (M)
Tripartite Programme Management Meeting (M)
DfE/TCS
Bipartite Exec Review (ad-hoc)
DfE/TCS senior leadership meetings:
Director level - Monthly
Deputy Director level - Bi-weekly)
Bipartite Steering Committee (M)
Bipartite Programme Management Meeting (M)
(September 2025 – Change to Business Readiness & Planning Group)
TCS Commercial Committee (M)
TPS Portfolio Review (Quarterly)
Operational Level
Set direction and drive progress
Joint plan between suppliers
Manage and facilitate ongoing communication
Review performance against targets
Resolve issues
Monthly (M)
DfE Internal Programme Management Meeting (M)
Working Level
Manage operational risk and wider programme risk
Weekly/ Fortnightly
Transitional Protection
Calculations & Actuarial
Data Migration & System/Software
Finance & Accounting
People Transition & Operations
Engagement

Assurance is structured using a "three lines of defence" model, comprising:

- Programme-level controls and milestone assurance (first line)
- Independent departmental oversight and approvals (second line)
- External assurance and audit (third line).

Programme controls and reporting

A structured programme of testing and assurance controls has been completed across the transition lifecycle, including data reconciliation and migration validation, system integration and user acceptance testing, and dress rehearsal and cutover planning activities. This delivery is supported by a structured framework of:

- Formal milestones and approval checkpoints
- Regular reporting to internal governance bodies and central government oversight forums
- Ongoing supplier performance and contract monitoring

Oversight of these activities is provided by the Transition Management Board and the Senior Responsible Owner.

Independent departmental oversight and approvals

In addition to oversight from Departmental and cross-government approval bodies (such as DfE's Investment Committee and Cabinet Office), the Teachers' Pension Scheme Transition has been defined as a DfE Major Project. As part of the DfE Major Projects assurance framework, project assurance reviews take place throughout the lifecycle of the programme, including Critical Friend Reviews, review of readiness for service prior to go-live and a post-implementation review of operational performance and benefits realisation.

I have also set up regular internal cross-disciplinary meetings (referred to as PS KiT in the governance diagram), which includes representation from the Department's Audit and Risk Committee and the Scheme's Senior Responsible Owner. This provides a forum for regular updates alongside robust challenge to ensure I have effective oversight of key decisions and transition progression.

Independent external assurance

The scheme utilises a range of independent external specialists to provide assurance over delivery, including:

- Government Actuary's Department (GAD) - GAD provides independent actuarial and operational assurance across the transition programme, with a focus on benefit calculations, operational processes and governance. This includes detailed review and testing of pension calculations to ensure compliance with scheme regulations, as well as reviews of some administration processes. Through ongoing engagement and participation in programme governance, GAD offers expert challenge and validation to support confidence in the operational readiness of the new administrator
- Government Internal Audit Agency (GIAA) - GIAA provides independent internal audit assurance over the programme's governance, risk management, data quality and financial control environment. This has included audits of governance and risk arrangements, as well as data quality and data processing controls, assessing whether data is complete, accurate and fit for transition. Follow-up and pre-go-live audits have focused on validating improvements and reviewing compliance with recognised data standards, alongside a finance and

systems integration audit examining controls over financial processing and reporting. GIAA's work has led to recommendations to strengthen controls, all of which are being implemented, and continues to provide assurance that key risks are being effectively managed ahead of go-live

- PwC - PwC provides independent advisory and assurance support focused on business readiness and go-live preparations, including reviewing readiness documentation for go/no-go decisions and contingency plans. In addition, PwC has provided assurance over financial analysis, alongside training and support to strengthen internal contract management capabilities, thereby enhancing the overall control environment and readiness for transition.

As Accounting Officer, I am satisfied that the governance and internal controls arrangements are working effectively and are proportionate in view of the risks presented by the transition of TPS administration.

Independent assurance

External audit

The Comptroller & Auditor General is appointed by statute to audit the ARA and his certificate and report start on page 44.

The NAO, as the Scheme's external auditors, provided no other services during the year.

Government Internal Audit

In 2025-26, all audits conducted by GIAA were in relation to the contract transition and are discussed above.

Capita Group Internal audit

In administering the TPS on behalf of the Department, Capita is required to establish and maintain appropriate systems of internal control and to provide assurance of their effectiveness. The remit of the CGIA function is to review and report on the adequacy of internal processes, systems and associated controls. This includes risk management, control and governance systems and processes, applying methodology in line with the Institute of Internal Auditors, International Professional Practice Framework and adhering to all mandatory elements of the Public Sector Internal Audit Standards.

CGIA is required to assess the governance arrangements in place between Capita and the Department on an annual basis, to ensure they provide an effective governance framework and adequate processes to proactively manage TPS related risks.

Its Annual Statement of Assurance for the year ending 31 March 2026 confirmed the governance, risk management and internal control arrangements tested during the reporting period had been effective, with no 'Critical' issues and two 'High' issues identified during its work. CGIA confirmed that it has not identified any errors, breaches or fraud which may cause material financial or reputational damage to the TPS or the Department.

During 2025-26 four CGIA reviews were undertaken:

- Contract Transition (Data Transfer) - Effective
- Teachers' Pension Scheme (TPS) Member Experience – Contact Centre – Omnichannel - Effective
- TPS Transitional Protection - Average Handling Time – Improvement Required
- Teachers' Pension Scheme (TPS) Payroll – Improvement Required

CGIA has confirmed that Capita management took appropriate measures to agree and remediate any identified weaknesses in the control environment. Each audit action is subsequently tracked by CGIA through to closure, with CGIA independently verifying that the actions have been adequately completed.

A governance framework is in place to report and escalate outstanding and overdue audit actions to the contract governance forums and the business Risk and Compliance Committee on a monthly basis. This process has been effective during the period, and there are no overdue audit actions.

Risks and audit finding resolutions are monitored and discussed with the Department at SDB meetings, with further oversight undertaken at the quarterly SB meeting and ultimately at the TPS PrB. Strategic and operational delivery risk registers and audit updates are incorporated into contract reports and reports for consideration at the TPSPB Managing Risk and Internal Controls sub-committee. Additionally, Capita ensures that the TPS is given prominence within its business-wide Risk Management and Audit Committee, which meets monthly.

In line with their charter and best practice, CGIA are subject to independent reviews of their practices and procedures.

Data breaches

In the reporting period there were 130 minor data breaches identified, five of which met the threshold that required reporting to the Information Commissioner's Office. None of these breaches resulted in financial loss to the Scheme. However, as a consequence of third-party identity theft, four instances resulted in financial loss to those members. None of the breaches were considered of such significance as to prompt further action by the Information Commissioner's Office. Office, however additional Quality Assurance checks were implemented to prevent reoccurrences.

Financial management

The Scheme is subject to public expenditure controls. It adheres to the rules and policies laid down by HM Treasury in Managing Public Money, Consolidated Budgeting Guidance, the FReM and other accounting instructions, where applicable.

Financial management reports are prepared by the Department's finance team to show the movement between actual outturn and forecast movement, which are submitted for scrutiny to the ARA Steering Group and HM Treasury. Although there is no inherent risk to Scheme operation or solvency, effective monitoring of ongoing net costs against the Estimates ensures transparency and allows appropriate challenge by those charged with Scheme funding and management.

Capita is required to develop and maintain effective controls to prevent, detect and deter fraud and its internal systems are subject to regular audit reviews.

Scheme debt is reviewed as part of the monthly finance meetings between the Department and Capita to identify emerging trends, risks and issues, and improve existing processes for debt identification to reduce the overall debt position. Casework is managed through a secure Capita system, with the Department receiving monthly reports on the status of all debt cases, and profile and trend analysis data outlining the wider debt position.

The Department's finance team prepares the ARA in accordance with the guidance and accounting policies set out by the Cabinet Office and HM Treasury.

Pension policy

Pension policy changes which impact the Scheme are determined by the Department following appropriate consultation. This includes engaging with the Scheme Advisory Board, which facilitates discussion between the Department, teacher unions, employer representatives on policy development and policy implementation for the TPS.

The Department proactively participates in the cross-Government occupational pension network, which is chaired by HM Treasury, and provides a vehicle for identifying and discussing impacts and solutions at public sector pension scheme level.

Capita proactively monitors and progresses general changes to overarching pension policy to ensure Scheme administration complies with regulatory positions. Monitoring the delivery of policy changes, and managing risks is provided through the above-mentioned governance structure. The Department and Capita also attend various forums with other public sector pension schemes to discuss good practice and undertake horizon scanning.

People management

The administrator is required to ensure that it employs appropriately skilled and qualified practitioners, preferably with a sound pension background, to specialist posts within its organisation. There is a robust recruitment and screening programme in place, which uses internal and external recruitment consultants to match candidates against the necessary professional qualifications, skills and experience required to fulfil the role criteria.

Appointments to key posts are subject to Departmental approval. All employees are subject to a probationary period, which can vary in length according to grade.

The administrator has a strategic objective in relation to staffing. Staff must be flexible, skilled and responsive. An appraisal system is in operation to ensure that staff performance is maintained against individual and organisational objectives. Staff are required to undertake internal learning and development training to maintain and further develop their skills and professional qualifications. The learning and development team within Capita maintain a record of all individuals' skills and professional qualifications.

Information management

A key strategic objective for the Scheme administrator is to understand stakeholder needs and in response, to invest in the necessary capabilities required to increase Scheme visibility for members.

This includes delivery of a data strategy aimed at covering the following core objectives:

- completeness of data
- accuracy and reliability of data
- protection and security of data
- timeliness of data
- opportunities to improve the quality of data

Progress against the data strategy is monitored by the SDB, Data Strategy Working Group (DSWG) and the Department's TPS PrB, with further assurance provided via the TPS Pension Board who receive regular reports on progress. Data quality is also covered by a specific performance requirement within the contract for scheme administration, relating directly to The Pension Regulator's measures of data quality – this sets a very high bar for the quality of scheme data and Capita's performance continues to meet that.

Data Security

Scheme data security is overseen by the TPS Security and Data Privacy Working Group, involving Capita's Head of Information Security and the Department's Information Security Officer. This group feeds into the Department's TPS PrB and the SDB.

The group provides a shared management strategic forum to review progress on security related aspects of the Data Strategy.

The group has responsibility for:

- directing, managing and controlling security matters in support of key stakeholders
- engagement with the appropriate accreditor to ensure relevant security standards are identified and are in operation
- reviewing the effectiveness of security operation of systems, including policies, processes and procedures
- identifying and managing opportunities to improve data privacy

It also provides a shared management forum to review issues relating to security and data privacy in delivering the Data Strategy.

Overall assessment

As Accounting Officer, as far as I am aware the governance and internal controls arrangements are working effectively and there is no information about them which the Scheme's auditor is unaware of. I have taken all the steps that I ought to have taken to make myself aware of any relevant governance and internal controls related information and to establish that the Scheme's auditor is aware of that information.

Statement of Outturn against Parliamentary Supply: audited

Overview

In addition to the primary statements prepared under IFRS, the Government Financial Reporting Manual (FReM) requires the Scheme to prepare a Statement of Outturn against Parliamentary Supply (SOPS) and supporting notes.

The SOPS and related notes are subject to audit, as detailed in the Certificate and Report of the Comptroller and Auditor General to the House of Commons.

The SOPS is a key accountability statement that shows, in detail, how an entity has spent against their Supply Estimate. Supply is the monetary provision (for resource and capital purposes) and cash (drawn primarily from the Consolidated fund), that Parliament gives statutory authority for entities to utilise. The Estimate details supply and is voted on by Parliament at the start of the financial year.

Should an entity exceed the limits set by their Supply Estimate, called control limits, their accounts will receive a qualified opinion.

The format of the SOPS mirrors the Supply Estimates, published on gov.uk, to enable comparability between what Parliament approves and the final Outturn.

The SOPS contain a summary table, detailing performance against the control limits that Parliament have voted on, cash spent (budgets are compiled on an accruals basis and so outturn won't exactly tie to cash spent) and administration.

The supporting notes detail the following: Outturn by Estimate line, providing a more detailed breakdown (note S1); a reconciliation of outturn to net operating expenditure in the SOCNE, to tie the SOPS to the financial statements (note S2); a reconciliation of outturn to net cash requirement (note S3); and, an analysis of income payable to the Consolidated Fund (note S4).

The SOPS provides a detailed view of financial performance, in a form that is voted on and recognised by Parliament. The financial review, in the Report of the Managers, provides a summarised discussion of Outturn against Estimate and functions as an introduction to the SOPS disclosures.

Summary tables – mirrors part 1 of the Estimates

Summary table, 2025-26

		Outturn			Estimate			Outturn vs Estimate, saving/(excess)		Prior year Outturn Total 2025-26
Type of spend	SoPS note	Voted	Non-voted	Total	Voted	Non-voted	Total	Voted	Total	
		£000	£000	£000	£000	£000	£000	£000	£000	£000
Departmental Expenditure Limit										
Resource		-	-	-	-	-	-	-	-	-
Capital		-	-	-	-	-	-	-	-	-
Total		**-**	**-**	**-**	**-**	**-**	**-**	**-**	**-**	**-**
Annually Managed Expenditure										
Resource	S1.1	9,690,848	-	9,690,848	9,807,899	-	9,807,899	117,051	117,051	9,171,767
Capital		-	-	-	-	-	-	-	-	-
Total		**9,690,848**	**-**	**9,690,848**	**9,807,899**	**-**	**9,807,899**	**117,051**	**117,051**	**9,171,767**
Total Budget										
Resource	S1.1	9,690,848	-	9,690,848	9,807,899	-	9,807,899	117,051	117,051	9,171,767
Capital		-	-	-	-	-	-	-	-	-
Total Budget Expenditure		**9,690,848**	**-**	**9,690,848**	**9,807,899**	**-**	**9,807,899**	**117,051**	**117,051**	**9,171,767**
Non-budget Expenditure		-	-	-	-	-	-	-	-	-
Total Budget and Non-budget		**9,690,848**	**-**	**9,690,848**	**9,807,899**	**-**	**9,807,899**	**117,051**	**117,051**	**9,171,767**

Figures in the areas outlined in thick line are the voted control limits voted by Parliament. Refer to the Supply Estimates Guidance Manual, available on GOV.UK, for detail on the control limits voted by Parliament.[17]

17 https://www.gov.uk/government/publications/supply-estimates-guidance-manual

Net cash requirement 2025-26

Item	SoPS Note	Outturn	Estimate	Outturn vs Estimate, saving/ (excess)	Prior Year Outturn Total 2024-25
		£000	£000	£000	£000
Net cash requirement	S3	853,734	1,163,801	310,067	1,151,898

Administration costs 2025-26

Type of spend	SoPS Note	Outturn	Estimate	Outturn vs Estimate, saving/ (excess)	Prior Year Outturn Total 2024-25
		£000	£000	£000	£000
Administration costs		-	-	-	-

Although not a separate voted limit, any breach of the administration budget will also result in an excess vote.

Explanation of variances between Estimate and Outturn are given in the commentary on significant variances between Estimate and Outturn in the Financial Review of the Year.

The notes on pages 42 to 45 form part of this Statement of Outturn against Parliamentary Supply.

Notes to the Statement of Outturn against Parliamentary Supply, 2025-26: audited

S1. Outturn detail, by Estimate line

S1.1 Analysis of resource outturn by Estimate line

	Resource Outturn							Estimate			Outturn vs Estimate, saving/ (excess)	Prior Year Outturn Total, 2024-25
	Administration			Programme								
Type of spend (Resource)	Gross	Income	Net	Gross	Income	Net	Total	Total	Virements	Total inc. virements		
	£000	£000	£000	£000	£000	£000	£000	£000	£000	£000	£000	£000
Spending in Departmental Expenditure Limit (DEL)												
Voted expenditure	-	-	-	-	-	-	-	-	-	-	-	-
Non-voted expenditure	-	-	-	-	-	-	-	-	-	-	-	-
Total spending in DEL	-	-	-	-	-	-	-	-	-	-	-	-
Spending in Annually Managed Expenditure (AME)												
Voted expenditure												
Teachers' Pension Scheme	-	-	-	22,051,593	(12,360,745)	9,690,848	9,690,848	9,807,899	-	9,807,899	117,051	9,171,767
Non-voted expenditure	-	-	-	-	-	-	-	-	-	-	-	-
Total spending in AME	-	-	-	22,051,593	(12,360,745)	9,690,848	9,690,848	9,807,899	-	9,807,899	117,051	9,171,767
Total Resource	-	-	-	22,051,593	(12,360,745)	9,690,848	9,690,848	9,807,899	-	9,807,899	117,051	9,171,767

The total Estimate columns include virements. Virements are the reallocation of provision in the Estimates that do not require parliamentary authority (because Parliament does not vote to that level of detail and delegates to HMT). Further information on virements are provided in the Supply Estimates Guidance Manual[18], available on GOV.UK.

The Outturn vs Estimate column is based on the total including virements. The Estimate total before virements have been made is included so that users can tie the estimate back to the Estimates laid before Parliament.

18 https://www.gov.uk/government/publications/supply-estimates-guidance-manual

S1.2 Explanation of variances

We have provided explanations for large pre-virement variances above in the Financial Review of the Year, starting on page 11.

S2. Reconciliation of outturn to net operating expenditure

Item	Reference	Outturn Total	Prior Year Outturn Total, 2024-25
		£000	£000
Total Resource outturn	S1.1	**9,690,848**	**9,171,767**
Less: income payable to the Consolidated Fund	S4	(89)	(241)
Net operating expenditure in SoCNE	**SoCNE**	**9,690,759**	**9,171,526**

As noted in the introduction to the SOPS above, Outturn and the Estimates are compiled against the budgeting framework, which is similar to, but different from, IFRS. Therefore, this reconciliation bridges the Resource Outturn to net operating expenditure, linking the SOPS to the financial statements.

S3. Reconciliation of net resource outturn to net cash requirement

Item	Reference	Outturn Total	Estimate	Outturn vs Estimate, saving/ (excess)
		£000	£000	£000
Total Resource outturn	S1.1	**9,690,848**	**9,807,899**	**117,051**
Total Capital outturn		-	-	-
Adjustments to remove non-cash items				
New provisions and adjustment to previous provisions		(21,997,068)	(22,213,567)	(216,499)
Adjustments to reflect movements in working balances				
Increase/(decrease) in receivables		33,850	77,794	43,944
(Increase)/decrease in payables		(57,556)	(27,874)	29,682
Use of provisions		13,183,660	13,519,549	335,889
Total		**(8,837,114)**	**(8,644,098)**	**193,016**
Net cash requirement		**853,734**	**1,163,801**	**310,067**

As noted in the introduction to the SOPS above, outturn and the Estimates are compiled against the budgeting framework, not on a cash basis. Therefore, this reconciliation bridges the Resource and Capital outturn to the net cash requirement.

S4. Analysis of income payable to the Consolidated Fund

In addition to income retained by the Scheme, the following income is payable to the Consolidated Fund (cash receipts being shown in italics).

Item	Outturn Total		Prior Year, 2024-25	
	Accruals	Cash basis	Accruals	Cash basis
	£000	£000	£000	£000
Income outside the Ambit of the Estimate	89	*89*	241	*241*
Excess cash surrenderable to the Consolidated Fund	-	-	-	-
Total amount payable to the Consolidated Fund	**89**	*89*	**241**	*241*

Parliamentary Accountability Disclosures: audited

Losses and special payments

Losses statement

	2025-26	2024-25
Total number of losses	2,021	2,235
	£000	£000
Total value of losses	318	488

There were no individual losses in excess of £300,000 in 2025-26 (2024-25: nil).

Special payments

	2025-26	2024-25
Total number of losses	2	-
	£000	£000
Total value of losses	5	-

There were no special payments in excess of £300,000 in 2025-26 (2024-25: nil).

Remote contingent liability

In the unlikely event of a default by the approved Additional Voluntary Contribution (AVC) provider the Secretary of State for Education will guarantee AVC payments. Prudential is unable to confirm the total liability for all future years and is therefore considered an unquantifiable remote contingent liability. For information, the liability for the first year is £66 million (2024-25: £69 million). This does not apply to members who make payments to other institutions offering free standing AVCs.

Susan Acland-Hood
Accounting Officer
3rd July 2026

The Certificate of the Comptroller & Auditor General to the House of Commons

Opinion on financial statements

I certify that I have audited the financial statements of the Teachers' Pension Scheme (England and Wales) ("the Scheme") for the year ended 31 March 2026 under the Government Resources and Accounts Act 2000.

The ("the Scheme") financial statements comprise the combined:

- Statement of Financial Position as at 31 March 2026;
- Statement of Comprehensive Net Expenditure, Statement of Cash Flows and Statement of Changes in Taxpayers' Equity for the year then ended; and
- the related notes including the significant accounting policies.

The financial reporting framework that has been applied in the preparation of the combined financial statements is applicable law and UK adopted international accounting standards.

In my opinion, the financial statements:

- give a true and fair view of the state of the Scheme's affairs as at 31 March 2026 and its combined net expenditure for the year then ended; and
- have been properly prepared in accordance with the Government Resources and Accounts Act 2000 and HM Treasury directions issued thereunder.

Opinion on regularity

In my opinion, in all material respects:

- the Statement of Outturn against Parliamentary Supply properly presents the outturn against voted Parliamentary control totals for the year ended 31 March 2026 and shows that those totals have not been exceeded; and
- the income and expenditure recorded in the financial statements have been applied to the purposes intended by Parliament and the financial transactions recorded in the financial statements conform to the authorities which govern them.

Basis for opinions

I conducted my audit in accordance with International Standards on Auditing (UK) (ISAs UK), applicable law and Practice Note 10 *Audit of Financial Statements and Regularity of Public Sector Bodies in the United Kingdom (2024)* and Practice Note 15 *The audit of*

occupational pension schemes in the United Kingdom. My responsibilities under those standards are further described in the *Auditor's responsibilities for the audit of the financial statements* section of my certificate.

Those standards require me and my staff to comply with the Financial Reporting Council's *Revised Ethical Standard 2024*. I am independent of the Scheme in accordance with the ethical requirements that are relevant to my audit of the financial statements in the UK.

My staff and I have fulfilled our other ethical responsibilities in accordance with these requirements.

I believe that the audit evidence I have obtained is sufficient and appropriate to provide a basis for my opinion.

Conclusions relating to going concern

In auditing the financial statements, I have concluded that the Scheme's use of the going concern basis of accounting in the preparation of the financial statements is appropriate.

Based on the work I have performed, I have not identified any material uncertainties relating to events or conditions that, individually or collectively, may cast significant doubt on the Scheme's ability to continue as a going concern for a period of at least twelve months from when the financial statements are authorised for issue.

My responsibilities and the responsibilities of the Accounting Officer with respect to going concern are described in the relevant sections of this certificate.

The going concern basis of accounting for the Scheme is adopted in consideration of the requirements set out in HM Treasury's Government Financial Reporting Manual, which requires entities to adopt the going concern basis of accounting in the preparation of the financial statements where it is anticipated that the services which they provide will continue into the future.

Other information

The other information comprises information included in the Annual Report, but does not include the financial statements and my auditor's certificate and report thereon. The Accounting Officer is responsible for the other information.

My opinion on the financial statements does not cover the other information and, except to the extent otherwise explicitly stated in my certificate, I do not express any form of assurance conclusion thereon.

My responsibility is to read the other information and, in doing so, consider whether the other information is materially inconsistent with the financial statements or my knowledge obtained in the audit, or otherwise appears to be materially misstated.

If I identify such material inconsistencies or apparent material misstatements, I am required to determine whether this gives rise to a material misstatement in the financial statements themselves. If, based on the work I have performed, I conclude that there is a material misstatement of this other information, I am required to report that fact.

I have nothing to report in this regard.

Opinion on other matters

In my opinion, based on the work undertaken in the course of the audit:

- the parts of the Accountability Report subject to audit have been properly prepared in accordance with HM Treasury directions issued under the Government Resources and Accounts Act 2000;
- the information given in the Accountability Report for the financial year for which the financial statements are prepared is consistent with the financial statements and is in accordance with the applicable legal requirements.

Matters on which I report by exception

In the light of the knowledge and understanding of the Scheme and its environment obtained in the course of the audit, I have not identified material misstatements in the Performance and Accountability Reports.

I have nothing to report in respect of the following matters which I report to you if, in my opinion:

- adequate accounting records have not been kept by the Scheme or returns adequate for my audit have not been received from branches not visited by my staff; or
- I have not received all of the information and explanations I require for my audit; or
- the financial statements and the parts of the Accountability Report subject to audit are not in agreement with the accounting records and returns; or
- certain disclosures of remuneration specified by HM Treasury's Government Financial Reporting Manual have not been made or parts of the Remuneration and Staff Report to be audited is not in agreement with the accounting records and returns; or
- the Governance Statement does not reflect compliance with HM Treasury's guidance.

Responsibilities of the Accounting Officer for the financial statements

As explained more fully in the Statement of Accounting Officer's Responsibilities, the Accounting Officer is responsible for:

- maintaining proper accounting records;
- providing the C&AG with access to all information of which management is aware that is relevant to the preparation of the financial statements such as records, documentation and other matters;
- providing the C&AG with additional information and explanations needed for his audit;
- providing the C&AG with unrestricted access to persons within the Department from whom the auditor determines it necessary to obtain audit evidence;

- ensuring such internal controls are in place as deemed necessary to enable the preparation of financial statements to be free from material misstatement, whether due to fraud or error;
- preparing financial statements, which give a true and fair view in accordance with HM Treasury directions issued under the Government Resources and Accounts Act 2000;
- preparing the annual report, which includes the Remuneration and Staff Report, in accordance with HM Treasury directions issued under the Government Resources and Accounts Act 2000; and
- assessing the Scheme's ability to continue as a going concern, disclosing, as applicable, matters related to going concern and using the going concern basis of accounting unless the Accounting Officer anticipates that the services provided by the Scheme will not continue to be provided in the future.

Auditor's responsibilities for the audit of the financial statements

My responsibility is to audit, certify and report on the financial statements in accordance with the Government Resources and Accounts Act 2000.

My objectives are to obtain reasonable assurance about whether the financial statements as a whole are free from material misstatement, whether due to fraud or error, and to issue a certificate that includes my opinion. Reasonable assurance is a high level of assurance but is not a guarantee that an audit conducted in accordance with ISAs (UK) will always detect a material misstatement when it exists. Misstatements can arise from fraud or error and are considered material if, individually or in the aggregate, they could reasonably be expected to influence the economic decisions of users taken on the basis of these financial statements.

Extent to which the audit was considered capable of detecting non-compliance with laws and regulations, including fraud

I design procedures in line with my responsibilities, outlined above, to detect material misstatements in respect of non-compliance with laws and regulations, including fraud. The extent to which my procedures are capable of detecting non-compliance with laws and regulations, including fraud is detailed below.

Identifying and assessing potential risks related to non-compliance with laws and regulations, including fraud

In identifying and assessing risks of material misstatement in respect of non-compliance with laws and regulations, including fraud, I:

- considered the nature of the sector, control environment and operational performance including the design of the Scheme's accounting policies, key performance indicators and performance incentives.

- inquired of management, the Scheme's head of internal audit and those charged with governance, including obtaining and reviewing supporting documentation relating to the Scheme's policies and procedures on:
  - identifying, evaluating and complying with laws and regulations;
  - detecting and responding to the risks of fraud; and
  - the internal controls established to mitigate risks related to fraud or non-compliance with laws and regulations including the Scheme's controls relating to the Scheme's compliance with the Government Resources and Accounts Act 2000, Managing Public Money, the Teachers' Pensions Regulations 2010 (as amended), the Teachers' Pension Scheme Regulations 2014 (as amended), the Public Service Pensions Act 2013 and the regulations set down by The Pensions Regulator.
- inquired of management, the Scheme's head of internal audit and those charged with governance whether:
  - they were aware of any instances of non-compliance with laws and regulations;
  - they had knowledge of any actual, suspected, or alleged fraud,
- discussed with the engagement team regarding how and where fraud might occur in the financial statements and any potential indicators of fraud.

As a result of these procedures, I considered the opportunities and incentives that may exist within the Scheme for fraud and identified the greatest potential for fraud in the following areas: posting of unusual journals, complex transactions and bias in management estimates. In common with all audits under ISAs (UK), I am required to perform specific procedures to respond to the risk of management override.

I obtained an understanding of the Scheme's framework of authority and other legal and regulatory frameworks in which the Scheme operates. I focused on those laws and regulations that had a direct effect on material amounts and disclosures in the financial statements or that had a fundamental effect on the operations of the Scheme. The key laws and regulations I considered in this context included *Government Resources and Accounts Act 2000, Managing Public Money, Supply and Appropriation (Main Estimates) Act 2025, Public Service Pensions Act 2013,* regulations set by The Pensions Regulator, *the Teachers' Pensions Regulations 2010 (as amended),* and the *Teachers' Pension Scheme Regulations 2014 (as amended).*

I considered the control environment in place at the Scheme, the administrator and the actuary in respect of membership data, the pension liability, contributions due and benefits payable.

Audit response to identified risk

To respond to the identified risks resulting from the above procedures:

I reviewed the financial statement disclosures and testing to supporting documentation to assess compliance with provisions of relevant laws and regulations described above as having direct effect on the financial statements;

- I enquired of management, the Audit and Risk Committee and legal counsel concerning actual and potential litigation and claims;
- I reviewed minutes of meetings of those charged with governance and the Board; and internal audit reports;
- I addressed the risk of fraud through management override of controls by testing the appropriateness of journal entries and other adjustments; assessing whether the judgements on estimates are indicative of a potential bias; and evaluating the business rationale of any significant transactions that are unusual or outside the normal course of business; and
- I communicated relevant identified laws and regulations and potential risks of fraud to all engagement team members and remained alert to any indications of fraud or non-compliance with laws and regulations throughout the audit.

A further description of my responsibilities for the audit of the financial statements is located on the Financial Reporting Council's website at: www.frc.org.uk/auditorsresponsibilities. This description forms part of my certificate.

Other auditor's responsibilities

I am required to obtain appropriate evidence sufficient to give reasonable assurance that the Statement of Outturn against Parliamentary Supply properly presents the outturn against voted Parliamentary control totals and that those totals have not been exceeded. The voted Parliamentary control totals are Departmental Expenditure Limits (Resource and Capital), Annually Managed Expenditure (Resource and Capital), Non-Budget (Resource) and Net Cash Requirement.

I am required to obtain sufficient appropriate audit evidence to give reasonable assurance that the expenditure and income recorded in the financial statements have been applied to the purposes intended by Parliament and the financial transactions recorded in the financial statements conform to the authorities which govern them.

I communicate with those charged with governance regarding, among other matters, the planned scope and timing of the audit and significant audit findings, including any significant deficiencies in internal control I identify during my audit.

Report

I have no observations to make on these financial statements.

Gareth Davies **6 July 2026**
Comptroller and Auditor General

National Audit Office
157-197 Buckingham Palace Road
Victoria
London
SW1W 9SP

Financial Statements

Combined Statement of Comprehensive Net Expenditure

For the year to 31 March 2026

	Note	2025-26 £m	2024-25 £m
Principal Arrangements – Teachers' Pension Scheme			
Income			
Contributions receivable	2	(12,324)	(11,787)
Transfers in	3	(10)	(14)
Other pension income	4	(27)	(26)
		(12,361)	**(11,827)**
Expenditure			
Service cost	5	7,136	6,851
Enhancements	6	20	19
Transfers in – additional liability	7	10	14
Pension financing cost	8	14,816	14,067
Administration expenses	9	53	46
		22,035	**20,997**
Net expenditure		**9,674**	**9,170**
Agency Arrangements – Premature Retirement Compensation			
Benefits payable	10	17	1
Net expenditure		**17**	**1**
Combined net expenditure		**9,691**	**9,171**
Other comprehensive net expenditure			
Pension re-measurements			
Actuarial (gain)/loss	15.7	(24,510)	3,785
Comprehensive net (income)/expenditure for the year		**(14,819)**	**12,956**

The notes on pages 60 to 74 form part of these accounts.

Combined Statement of Financial Position

As at 31 March 2026

	Note	2026 £m	2025 £m
Principal Arrangements – Teachers' Pension Scheme			
Current assets			
Receivables	12	990	957
Cash and cash equivalents	13	108	118
Total current assets		**1,098**	**1,075**
Current liabilities			
Payables (within 12 months)	14.1	(896)	(848)
Total current liabilities		**(896)**	**(848)**
Net current assets, excluding pension liability		**202**	**227**
Non-current liabilities			
Pension liability	15.2	(275,000)	(290,700)
Net liabilities, including pension liabilities		**(274,798)**	**(290,473)**
Agency Arrangements – Premature Retirement Compensation			
Provision for liabilities and charges	16	(141)	(139)
Net liabilities		**(141)**	**(139)**
Combined schemes – total net liabilities		**(274,939)**	**(290,612)**
Taxpayers' equity			
General Fund		(274,939)	(290,612)
Total taxpayers' equity		**(274,939)**	**(290,612)**

Susan Acland-Hood
Accounting Officer
3rd July 2026

The notes on pages 60 to 74 form part of these accounts.

Combined Statement of Changes in Taxpayers' Equity

For the year ended 31 March 2026

		General Fund	
		2025-26	2024-25
	Note	£m	£m
Balance as at 1 April		**(290,612)**	**(278,808)**
Net Parliamentary Funding			
drawn down		844	1,223
deemed		117	46
Supply payable adjustments		(107)	(117)
Comprehensive net expenditure for the year		(9,691)	(9,171)
Actuarial gain/(loss)	15.7	24,510	(3,785)
Net Change in taxpayers' equity		**15,673**	**(11,804)**
Balance at 31 March		**(274,939)**	**(290,612)**

The notes on pages 60 to 74 form part of these accounts.

Combined Statement of Cash Flows

For the year ended 31 March 2026

	Note	2025-26 £m	2024-25 £m
Cash flows from operating activities			
Net expenditure		(9,691)	(9,171)
Adjustments for non-cash transactions	8 & 16	14,820	14,063
(Increase)in receivables – principal arrangements	12	(33)	(167)
less movements in receivables relating to items not passing through the Statement of Comprehensive Net Expenditure			
Increase in payables – pensions	14.1	48	154
Increase in payables – agency arrangement	14.2	-	-
less movements in payables relating to items not passing through the Statement of Comprehensive Net Expenditure	14.1	10	(70)
Increase in pension provision	5 & 16	7,146	6,855
Increase in pension provision – enhancements and transfers in	6 & 7	30	33
Use of provisions – pension liability	15.5	(13,146)	(12,817)
Use of provisions – early retirement	16	(12)	(12)
Use of provisions – refunds and transfers	15.6	(26)	(19)
Net cash outflow from operating activities		**(854)**	**(1,151)**
Cash flows from financing activities			
From the Consolidated Fund (Supply) – current year		844	1,223
From the Contingencies Fund – current year		-	175
Repayment to the Contingencies Fund		-	(175)
Net Parliamentary financing		**844**	**1,223**
Net increase/(decrease) in cash and cash equivalents in the period before adjustment for receipts and payments to the Consolidated Fund		**(10)**	**72**
Payments of amounts due to the Consolidated Fund	14.1	-	(1)
Net increase/(decrease) in cash and cash equivalents in the period		**(10)**	**71**
Cash and cash equivalents at beginning of period	13	118	47
Cash and cash equivalents at end of period	13	**108**	**118**

The notes on pages 60 to 74 form part of these accounts.

Notes to the accounts

1. Accounting policies

1.1 Basis of preparation

The financial statements of the Teachers' Pension Scheme have been prepared in accordance with the relevant provisions of the 2025-26 FReM issued by HM Treasury. The accounting policies contained in the FReM apply IFRS as adapted or interpreted for the public sector. IAS 19 Employee Benefits and IAS 26 Accounting and Reporting by Retirement Benefit Plans are of particular relevance to these statements.

In addition to the primary statements prepared under IFRS, the FReM also requires the Scheme to prepare an additional statement – a Statement of Outturn against Parliamentary Supply. This statement, and its supporting notes, show outturn against Estimate in terms of the net resource requirement and the net cash requirement.

The accounting policies contained in the FReM follow IFRS to the extent that they are meaningful and appropriate to the public sector context and to an unfunded pension scheme. Therefore, the accounts include contributions receivable as income. The position showing its liabilities and expenditure represents the employer position showing increase in liabilities suffered in year and 'net service cost', rather than pensions payable as in pension scheme accounts.

Where the FReM permits a choice of accounting policy, the accounting policy which has been judged to be most appropriate to the particular circumstances of the Scheme for the purpose of giving a true and fair view has been selected. The accounting policies adopted have been applied consistently in dealing with items considered material in relation to the Scheme's accounts.

1.1.1 Principal arrangements

The Teachers' Pension Scheme is a contracted out, unfunded, defined benefit pay-as-you-go occupational pension scheme operated by the Department on behalf of members of the teaching profession in England and Wales who satisfy the membership criteria.

Contributions to the Scheme by employers and employees are set at rates determined by the Scheme's Actuary and approved by the Secretary of State. The contributions partially fund payments made by the Scheme; the balance of funding being provided by Parliament through the annual Supply Estimates process. The administrative expenses associated with the operation of the Scheme are borne by the Department and reported in these financial statements.

The financial statements of the Scheme show the financial position of the Teachers' Pension Scheme at the year end and the income and expenditure during the year. The Statement of Financial Position shows the unfunded net liabilities of the Scheme; the Statement of Comprehensive Net Expenditure shows, amongst other things, factors contributing to the change in the net liability analysed between the pension cost, enhancements and transfers in, and the interest on the Scheme liability. Further information about the actuarial position of the Scheme is dealt with in the Report of

the Actuary, and the Scheme financial statements should be read in conjunction with that Report.

Management has considered the financial reporting implications for each scheme and the premature retirement compensation schemes. The Scheme produces a single combined ARA to cover all schemes: the NPA 60 section, the NPA 65 section and the 2015 section. Consequently, the primary statements are combined in that they present balances across all schemes. Further details of the schemes can be found in the background to the Scheme on page 6.

1.1.2 Compensation arrangements

The Scheme acts as an agent for employers in the payment of compensation benefits arising under the Scheme. Compensation payments are generally recovered from the employer in advance, on a quarterly basis. The financial flows associated with these transactions are not recognised in these accounts other than to recognise a payable in respect of monies recovered from employers but not yet paid to members. However, the Scheme does recognise the liabilities arising from the central funding of compensation payments where the employer has transferred its liability to the Scheme through payment of an actuarially assessed amount. This amounts to £141 million (2024-25: £139 million) (see note 16).

1.2 Going concern

The SoFP as at 31 March 2026 shows a combined pension and compensation liability of £274.9 billion (2024-25: £290.6 billion). Other movements in the liability reflect the inclusion of liabilities falling due in the long-term, which are to be financed mainly by drawings from the Consolidated Fund. Such drawings will be grants of Supply approved annually by Parliament to meet the Scheme's pension benefits, which come into payment each year. Under the *Government Resources and Accounts Act 2000*, no money may be drawn from the Consolidated Fund other than as required for the service of the specified year or retained in excess of that need. In common with other public service pension schemes, the future financing of the Scheme's liabilities is to be met by future grants of Supply to be approved annually by Parliament. Such approval for amounts required for 2026-27 has already been given. It has accordingly been considered appropriate to adopt a going concern basis for the preparation of these financial statements.

1.3 Critical accounting judgements and key sources of estimation uncertainty

The preparation of these accounts requires management to make judgements, estimates and assumptions that affect the application of policies and reported amounts of assets and liabilities, income and expenditure. These assessments are based on historic and other factors that are believed to be reasonable, the results of which form the basis for making judgements. The estimates and underlying assumptions are reviewed on an on-going basis. These estimates have the most significant impact on the current service cost and Scheme liability. Further details of these assumptions can be found in note 15.1.

1.4 Adoption of FReM amendments

There have been no significant amendments to FReM for 2025-26.

1.5 Early adoption

The Scheme has not early adopted any accounting standards in 2025-26.

1.6 IFRSs in issue but not yet effective

In order to comply with the requirements of *IAS 8 Accounting Policies, Changes in Accounting Estimates and Errors*, the Scheme must disclose where it has not applied a new IFRS that has been issued but is not yet effective. The Scheme has carried out a review of the IFRSs in issue but not yet effective, to assess their impact on its accounting policies and treatment.

IFRS 18 Presentation and Disclosure in Financial Statements will replace *IAS 1 Presentation of Financial Statements* and is effective for annual reporting periods beginning on or after the 1 January 2027 in the private sector. The Public Sector implementation date is not yet confirmed. The impact of IFRS 18 on the Public Sector is still being assessed.

Until the standard is adopted into FReM, with adaptations and interpretations for the public sector context decided, it is not possible for the Scheme to assess the impact on our reporting.

IFRS 19 Subsidiaries without Public Accountability: Disclosures. This standard was issued on 9 May 2024 with an effective date for the private sector of reporting periods beginning on or after 1 January 2027. The standard has not yet been adopted by FReM, so there is as yet no effective date for central government bodies.

This standard, as issued, addresses how subsidiaries of IFRS-applying entities present their own IFRS-compliant financial statements. The Scheme is not a subsidiary of a parent company so we do not expect this standard to have any significant impact on our reporting. However, until the standard is adopted into FReM with public sector context adaptations and interpretations, the position cannot be fully determined.

1.7 Income

1.7.1 Pension contributions

Pension contributions are outside the scope of *IFRS 15 Revenue from Contracts with Customers*. Pension contributions are accounted for as follows:

- employers' normal pension contributions are accounted for on an accruals basis in the period to which the associated salaries relate
- employers' special pension and compensation contributions are accounted for in accordance with the agreement under which they are paid
- employees' pension contributions which exclude amounts paid in respect of the purchase of added years and additional pensions are accounted for on an accruals basis in the period to which the associated salaries relate
- employees' contributions paid in respect of the purchase of added years and additional pensions are accounted for on an accruals basis. The associated increase in the Scheme liability is recognised as expenditure
- income received from employers in respect of administration expenses is accounted for on an accruals basis in the period to which the associated salaries relate

1.7.2 Transfers in and out

Transfers in are normally accounted for as income and expenditure (representing the associated increase in the scheme liability) on a cash basis.

Transfers out reduce the liability and are shown on a cash basis.

1.7.3 Income received in respect of enhancements

Amounts received in respect of bringing forward the payment of accrued superannuation lump sums, and in respect of the cost of pension enhancement capitalised either at the time of an early departure or at normal retirement age, are accounted for as income and expenditure (representing the associated increase in the scheme liability) on a cash basis.

1.7.4 Other income

Other income, including overpayments recovered other than by deduction from future benefits and miscellaneous income, are accounted for on an accruals basis. To the extent that this income also represents an increase in the scheme liability, it is also reflected in expenditure.

1.8 Administration fee and expenses

The administration levy is charged to Employers at a fixed percentage of pensionable earnings (0.08%) as defined by Scheme regulations, with the only performance obligation being the statutory raising of the levy rather than the provision of identifiable services.

Accordingly, levy income under IFRS 15 is recognised through the SoCNE in the same period as the related pay bill, with no deferral, as there is no direct linkage between payments and the timing or level of services received.The expenses are paid for by the Department and recharged to the Scheme on a quarterly basis. These charges are shown as expenditure in the SoCNE and are accounted for on an accruals basis.

1.9 Current service cost

The current service cost is the increase in the present value of the Scheme liabilities arising from current members' service in the current period and is recognised in the SoCNE. It is calculated by factoring up the actual Employer contribution rate charged of 28.6% (2024-25: 28.6%) to obtain an estimated pensionable paybill, then applying the projected unit credit rate of 22.2% (2024-25: 22.1%) adopted by the Actuary.

1.10 Past service cost

Past service costs are increases/decreases in the present value of the Scheme liabilities related to employee service in prior periods arising in the current period as a result of the introduction of, change to, or improvement to, retirement benefits. Past service costs are recognised in the SoCNE in the year in which the increase in benefits vests.

1.11 Interest on Scheme liabilities

The interest cost is the increase during the year in the present value of the Scheme liabilities because the benefits are one period closer to settlement. The cost is recognised in the SoCNE. The interest cost is based on a discount rate of 2.40% (2024-25: 2.45%); nominal rate of 5.15% (2024-25: 5.10%) including inflation.

1.12 Scheme liability

Provision is made for liabilities to pay pensions and other benefits in the future. The Scheme liabilities are measured on an actuarial basis using the projected unit credit method and are discounted at 2.40% real, 5.15% gross. The Actuary reviews the most recent actuarial valuation at the date of the SoFP and updates it to reflect current conditions.

1.13 Pension benefits payable

Pension benefits payable in the year are accounted for as a decrease in the Scheme liability on an accruals basis.

1.14 Pension payments to those retiring at their normal retirement age

Where a retiring member of the Scheme has no choice over the allocation of benefits receivable between the value of the lump sum and the annual pension, the transaction is accounted for as a decrease in the Scheme liability on an accruals basis based on the date of retirement.

Alternatively, where a retiring member does have a choice between the value of the lump sum and the annual pension received, the transaction is accounted for as a decrease in the Scheme liability on an accruals basis based on the latter of the date of retirement or the date the option to retire is exercised.

1.15 Pension payments to, and on account of, leavers before their normal retirement age

Where a member of the Scheme is entitled only to a refund of contributions, the transaction is accounted for as a decrease in the Scheme liability on a cash basis.

Where a member of the Scheme may have the option of receiving a refund of contributions or, with additional service, a deferred pension, the transaction is accounted for as a decrease in the Scheme liability on a cash basis if a refund is eventually taken. If the member acquires additional service to qualify for a deferred pension the transaction is accounted for on an accruals basis.

1.16 Lump sums payable on death in service

Lump sum payments payable on death in service are accounted for on an accruals basis, based on notification of deaths.

1.17 Actuarial gains and losses

Actuarial gains and losses arising from a new valuation and from updating the latest actuarial valuation to reflect conditions at the reporting period end date are recognised in the other comprehensive net expenditure for the year.

1.18 Premature retirement compensation

Ongoing compensation payments for staff leaving before their normal retirement age are met by employers. Employers are able to opt for the Scheme to pay pensioners throughout the year and reimburse the Scheme on a quarterly basis, in advance. These transactions generate receivables recognised in the SoFP.

Some employers choose to extinguish their liability by providing the Scheme administrators with an actuarially calculated lump sum to meet the liabilities which have yet to be discharged, and for which the Scheme accepts responsibility. The Scheme then acts as a principal. The cost of the future liability in setting up and revising the provision is recorded as expenditure in the SoCNE, with offsetting income reflecting the reimbursements due from employers.

2. Contributions receivable

	Note	2025-26 £m	2024-25 £m
Employers		9,193	8,866
Employees:			
Normal		3,111	2,902
Purchase of additional pensions	6	20	19
		12,324	**11,787**

£12,785 million contributions are expected to be payable to the scheme in 2026-27. The expected increase is due to teachers' pay awards, increasing the amount of contributions received.

3. Transfers in

	Note	2025-26 £m	2024-25 £m
Individual transfers in from other schemes		10	14
	15.4	**10**	**14**

Amounts in respect of inward transfers increase the pension liability to the same extent. This increase is reflected in the SoCNE as expenditure as part of the movements in the provision during the year.

4. Other pension income

	Note	2025-26 £m	2024-25 £m
Administration fee		26	25
Premature retirement compensation		1	1
		27	**26**

5. Service cost

	Note	2025-26 £m	2024-25 £m
Current service cost	15.4	7,136	6,851
		7,136	**6,851**

6. Enhancements

	Note	2025-26 £m	2024-25 £m
Employees:			
Purchase of additional pensions		20	19
	15.4	**20**	**19**

7. Transfers in – additional liability

	Note	2025-26 £m	2024-25 £m
Individual transfers in from other schemes		10	14
	15.4	**10**	**14**

Amounts receivable in respect of inward transfers increase the pension liability to the same extent. This increase is reflected in the SoCNE as expenditure as part of the movements in the provision during the year.

8. Pension financing cost

	Note	2025-26 £m	2024-25 £m
Net interest on defined benefit liability		14,816	14,067
	15.4	**14,816**	**14,067**

The increase is due to the increase in the interest rate from 5.10% to 5.15% coupled with an increase in the opening liability for the respective years.

9. Administration expenses

	2025-26 £m	2024-25 £m
Administration expenses	53	46
	53	**46**

This table shows the costs of administering the Scheme.

10. Compensation benefits payable

The following amounts represent annual compensation payments and compensation lump sums payable to former employees, but which are not recoverable from employers. These sums are brought to account in the SoCNE.

Movement in the year relates to the reversal of previous provision made following a change in the discount factor rates issued by HMT.

	2025-26	2024-25
	£m	£m
On retirement		
Premature retirement compensation	12	4
Other	1	1
Unwinding of discount	4	(4)
	17	**1**

11. Additional voluntary contributions

11.1 Arrangements for additional voluntary contributions (AVCs)

The Scheme allows for members to make AVCs to an approved provider, Prudential, to increase their pension entitlements or to increase life assurance cover. The Teachers' AVC (TAVC) provision is separate to the Scheme and represents private defined contribution provision for those members who chose this approach. His Majesty's Revenue and Customs (HMRC) also regards the two schemes, TPS and TAVC, as being separate.

Employees may arrange to have agreed sums deducted from their salaries, for onward payment to Prudential, with employers being responsible only for ensuring the payment is made, and not for the management of investments or provision of benefits which is the responsibility of Prudential. Members participating in this arrangement receive an annual statement from Prudential, confirming the amounts held in their account and the movements in the year.

Although the Secretary of State has guaranteed pension payments in the unlikely event of a default by Prudential, the transactions and related assets and liabilities connected with the TAVC scheme are private arrangements between Prudential and those members contributing to the scheme.

This being the case, the TAVC data does not form part of the ARA since it is not a cost or obligation of the Scheme; it is included here for completeness only.

11.2 Prudential

The aggregate amounts of AVC investments are as follows.

	2025-26	2024-25
	£m	£m
Balance at 1 April	**1,165**	**1,243**
New Investments	185	173
Sales of investments to provide pension benefits	(231)	(251)
Balance at 31 March	**1,119**	**1,165**
Benefits paid on death	6	7

12. Receivables

	2026	2025
	£m	£m
Amounts falling due within one year:		
Pension contributions due from employers	724	703
Employees' normal contributions	247	232
Other receivables	18	22
Recoverable compensation from employers (principal)	1	-
Total amounts falling due within one year	**990**	**957**

There have been employer related investments during the year by virtue of the fact that certain participating employers have paid contributions later than the statutory time limit, and therefore under applicable regulations these are employer related investments for the period they remain unpaid past due.

13. Cash and cash equivalents

	2026	2025
	£m	£m
Balance at 1 April	**118**	**47**
Net change in cash balances	(10)	71
Balance at 31 March	**108**	**118**
The following balances at 31 March were held at:		
Government Banking Service	108	117
Commercial banks and cash in hand	-	1
Balance at 31 March	**108**	**118**

14. Payables

14.1 Payables – Principal arrangements

	2026	2025
	£m	£m
Amounts falling due within one year		
Pensions	595	565
HMRC and voluntary contributions	162	148
Other payables	32	18
Amounts issued from the Consolidated Fund for Supply but not spent at year end	107	117
	896	**848**

14.2 Payables – Agency arrangements

	2026	2025
	£m	£m
Amounts falling due within one year		
Balance at 1 April	-	-
Receipts from employers	32	32
Payments to employees	(32)	(32)
	-	-

15. Provision for pension liabilities

15.1 Assumptions underpinning the pension liability

The TPS is an unfunded defined benefit scheme. GAD carried out an assessment of the Scheme liabilities as at 31 March 2026. The Report of the Actuary, starting on page 19, sets out the scope, methodology and results of the work the actuary has carried out.

The Scheme managers together with the actuary and the auditor have signed a memorandum of understanding that identifies, as far as practicable, the range of information that the Scheme managers should make available to the actuary in order to meet the expected requirements of the Scheme auditor. This information includes but is not limited to details of:

- Scheme membership, including age and gender profiles, active membership, deferred pensioners and pensioners.
- benefit structure, including details of any discretionary benefits and any proposals to amend the Scheme.
- income and expenditure, including details of expected bulk transfers into or out of the Scheme.
- following consultation with the Actuary, the key assumptions that should be used to value the scheme liabilities, ensuring that the assumptions are mutually compatible and reflect a best estimate of future experience.

The key assumptions used by the Actuary were:

	2026	2025	2024	2023	2022
	%	%	%	%	%
Rate of increase in salaries	3.30	3.40	3.55	3.65	4.15
Rate of increase in pensions in payment and deferred pensions	2.55	2.65	2.55	2.40	2.90
Inflation assumption	2.55	2.65	2.55	2.40	2.90
Nominal discount rate	5.60	5.15	5.10	4.15	1.55
Discount rate net of price inflation	2.95	2.40	2.45	1.70	(1.30)

	2026	2025	2024	2023	2022
	Years	Years	Years	Years	Years
Life expectancy for those retiring at 31 March aged 60					
Males	27.8	27.7	27.9	27.8	27.9
Females	30.3	30.3	30.1	30.0	29.9
Retirements in 20 years' time					
Males	29.2	29.2	29.6	29.5	29.5
Females	31.6	31.7	31.6	31.5	31.4
Life expectancy for those retiring at 31 March aged 65					
Males	22.9	22.9	23.0	22.9	23.0
Females	25.3	25.3	25.1	25.0	24.9
Retirements in 20 years' time					
Males	24.3	24.4	24.6	24.5	24.5
Females	26.6	26.7	26.6	26.5	26.4

These key assumptions are inherently uncertain, since it is impossible to predict with any accuracy future changes in the rate of salary increases, inflation, longevity or the return on corporate bonds. The Actuary uses both professional expertise and data from HMT in arriving at a view of the most appropriate rates to use in the annual valuation of the scheme liabilities. However, the Scheme managers acknowledge that the valuation reported in these accounts is not certain, since a change in any one of these assumptions will either increase or reduce the liability. For example, on its own, even a small rise in the assumed rate of inflation will result in an increase in the pension liability.

The assumption that has the biggest impact on the amount of the reported liability is the discount rate net of price inflation. As set out in the FReM, and as required by IAS 19, the nominal discount rate is based on yields on high quality corporate bonds. The rates are set out in the above table. Any decrease in the discount rate net of price inflation leads to a significant increase in the reported liability.

In accordance with IAS 19 the Scheme managers are required to undertake a sensitivity analysis for each significant actuarial assumption as of the end of the reporting period, showing how the defined benefit obligation would have been affected by changes in the relevant actuarial assumption that were reasonably possible at that date. This analysis, including details of the methods and assumptions used in preparing the sensitivity analyses, the limitations of these methods, and the reasons for any changes in methods and assumptions used in preparing the sensitivity analyses, are included in the analysis of the pension liability below.

15.2 Analysis of the pension liability

	2026	2025	2024	2023	2022
	£bn	£bn	£bn	£bn	£bn
Value of liability in respect of					
Pensions in payment	149.5	157.2	155.5	144.0	287.9
Deferred members	30.5	33.6	31.3	32.0	60.7
Active members	95.0	99.9	92.0	127.2	183.7
Total liabilities*	**275.0**	290.7	278.8	303.2	532.3

*Figures in this report have in general been rounded for presentational purposes, so the totals may not add up

Scheme liabilities accrue over an employee's periods of service and are discharged over the period of retirement and, where applicable, the period for which a spouse or eligible partner survives the pensioner or child qualifies for benefits. In valuing the scheme liability, the actuary must estimate the impact of several inherently uncertain variables into the future. The variables include not only the key financial assumptions noted in the table above, but also assumptions about the changes that will occur in the future in the mortality rate, the age of retirement and the age from which a pension becomes payable.

The value of the liability on the SoFP may be significantly affected by even small changes in assumptions. For example, if at a subsequent valuation, it is considered appropriate to increase or decrease the assumed rate of inflation or increase in salaries, the value of the pension liability will increase or decrease. The managers of the Scheme accept that, as a consequence, the valuation provided by the Actuary is inherently uncertain. The increase or decrease in future liability charged or credited for the year resulting from changes in assumptions is disclosed in notes 15.4 and 15.7. The note also discloses "experience" gains and losses for the year, showing the amount charged or credited for the year because events have not coincided with assumptions made for the last valuation.

15.3 Sensitivity analysis

Table showing the indicative effects on the total liability as at 31 March 2026 of changes to assumptions (rounded to the nearest 0.5%).

Change in Assumption		Approximate effect on total liability	
Financial Assumptions	**Sensitivity**	**Percentage**	**£ billion**
Discount rate*	+ 0.5% p.a.	(7.5)	(21)
Earnings increases*	+ 0.5% p.a.	1.0	3
Pension increases*	+ 0.5% p.a.	7.0	19
Demographic assumption			
Additional one year increase to life expectancy at retirement*	+ 1 year	3.0	8

* opposite changes in the assumptions will produce approximately equal and opposite changes in the liability

15.4 Analysis of movements in scheme liability

	Note	2025-26 £m	2024-25 £m
Scheme liability at 1 April		**290,700**	**278,800**
Current service cost	5	7,136	6,851
Pension financing cost	8	14,816	14,067
Enhancements	6	20	19
Pension transfers in	7	10	14
Benefits payable	15.5	(13,146)	(12,817)
Pension payments to and on account of leavers	15.6	(26)	(19)
Actuarial (gain)/loss	15.7	(24,510)	3,785
Scheme liability at 31 March		**275,000**	**290,700**

During the year ended 31 March 2026, members contributed an average of 9.7% of pensionable pay (2024-25 average: 9.4%). Employers contributed 28.6% of pensionable pay (2024-25: 28.6%).

15.5 Analysis of benefits paid

	2025-26 £m	2024-25 £m
Pensions or annuities to retired employees and dependants (net of recoveries or overpayments)	11,824	11,516
Commutations and lump sum benefits on retirement	1,322	1,301
Total benefits paid	**13,146**	**12,817**

15.6 Analysis of payments to, and on account of, leavers

	2025-26 £m	2024-25 £m
Refunds to members leaving service	5	5
Individual transfers to other schemes	21	14
Total payments to and on account of leavers	**26**	**19**

15.7 Analysis of actuarial (gain)/loss

	2025-26 £m	2024-25 £m
Experience loss arising on the Scheme liabilities	2,290	1,785
Changes in demographic assumptions	(2,200)	400
Changes in financial assumptions	(24,600)	1,600
Total actuarial (gain)/loss	**(24,510)**	**3,785**

The primary driver for the actuarial gain is the increase in nominal discount rate from 5.15% p.a. to 5.60% p.a. which decreases the liability. This drives the gain in financial assumptions which is also affected by the decrease in the assumed rate of pension increases from 2.65% p.a. to 2.55% p.a. and the decrease in the assumed rate of general pay increases from 3.40% p.a. to 3.30% p.a. Both of these factors also decrease the value of the liabilities leading to an actuarial gain.

There has also been an actuarial loss on the demographic assumptions due to changes in mortality, Ill-Health retirement and family statistics assumptions.

The experience loss is largely a result of the April 2026 Pension Increase (PI) being higher than expected, which reflects the actual inflation between March 2025 and September 2025. Adding to this loss is the experience of pay increases through 2024-25 averaging 4.0% when the assumption was 3.40%. Both of these factors increase the scheme liability, resulting in an experience loss.

15.8 History of experience (gains)/losses

	2025-26	2024-25	2023-24	2022-23	2021-22
Experience losses/(gains) arising on the scheme liabilities					
Amount (£m)	2,290	1,785	10,249	31,627	(5,943)
Percentage of the present value of the scheme liabilities	(0.83%)	(0.61%)	(3.68%)	(10.43%)	1.12%
Total amount recognised in Statement of Changes in Taxpayers' Equity					
Amount (£m)	(24,510)	3,785	(33,151)	(249,473)	34,957
Percentage of the present value of the scheme liabilities	8.91%	(1.30%)	11.89%	82.28%	(6.57%)

Experience gains and losses have fluctuated over the past five financial years and are largely driven by differences in the actual experience of PI for pensioners and pensionable pay for current members. For example, where the PI is higher than expected, the Scheme pays out more in pensions than expected which leads to an experience loss. Where pensionable pay is higher than expected, the Scheme receives more in contributions from members than expected leading to an experience gain.

The total amount recognised in the SoCTE is normally driven by the changes in financial assumptions. Changes in discount rates can lead to significant swings in the size of the liability and the total actuarial gain or loss. Notably in 2022-23, the nominal discount rate increased from 1.55% p.a. to 4.15% p.a. which led to a total actuarial gain of £249,473m.

16. Provision for compensation payments

	2025-26	2024-25
	£m	£m
Balance at 1 April	**139**	**151**
Additional provisions	13	4
Use of provision in year	(12)	(12)
Unwinding of discount	4	(4)
Step change in discount rate	(3)	-
Balance at 31 March	**141**	**139**

17. Financial instruments

As the cash requirements of the Scheme are met through the Estimates process, financial instruments play a more limited role in creating and managing risk than would apply to a non-public sector scheme of a similar size. There are no material financial instruments in relation to the Scheme.

18. Contingent liabilities

A contingent liability exists in respect of a legal claim against the scheme in relation to delays in the calculation of CETVs, RSSs and ABS-RSSs. Due to the uncertainty surrounding the outcome of the claim we are unable to reliably estimate a value. There also exists an unquantifiable remote contingent liability within the Scheme, further details of which are noted on page 46.

19. Related party transactions

The Department is regarded as a related party with which the Scheme has various material transactions during the year.

In addition, the Scheme has had material transactions with other Government departments, and other central Government bodies whose employees are members.

There are no further related party interests.

20. Events after the reporting period

20.1 Authorisation

These accounts were authorised for issue by the Accounting Officer on the date they were certified by the Comptroller and Auditor General. There have not been any other significant post year-end events that have required disclosure in the accounts.

Annexes: unaudited

Annex A – Scheme statistics

Employers

An employer in England or Wales that meets the requirements of the Scheme qualifies as a TPS employer – further details on qualification requirements can be found in the *Teachers' Pensions Regulations 2010*[19] (as amended) and the *Teachers' Pension Scheme Regulations 2014*[20] (as amended). There were 13,371 (2024-25: 12,911) contributing employers participating in 2025-26 split into the following categories.

	2025-26	2024-25	2023-24	2022-23	2021-22
	Number	Number	Number	Number	Number
Local authorities	174	174	174	173	173
Further education institutions	261	263	266	261	281
Higher education institutions	63	63	63	63	63
Independent establishments	813	854	880	946	1,027
Academies*	11,091	10,631	10,344	10,002	9,851
Others	969	926	921	912	814
	13,371	**12,911**	**12,648**	**12,357**	**12,209**

*Academies include Free Schools

Membership statistics

Membership information is provided by employers via returns to the Scheme's administrator. Due to the way that employers submit data and it is collated and reviewed, this is reported a year in retrospect, therefore the figures for active and deferred members relate to the financial year ended 31 March 2025.

The following tables provide details of the Scheme membership. Due to the complexity of members moving between active, deferred and pensioner, one movement may be aggregated in multiple lines across the three categories. Therefore, it may not be possible to identify equivalent movements between each category.

19 http://www.legislation.gov.uk/uksi/2010/990/contents/made
20 http://www.legislation.gov.uk/uksi/2014/512/contents/made

Active members [a]

		2024-25	2023-24	2022-23	2021-22
	Number of members in prior year's ARA	687,446	682,195	713,033	710,438
	Adjustment to prior year ARA [b]	8,011	14,497	(16,324)	5,149
	Actual number at 1 April	**695,457**	**696,692**	**696,709**	**715,587**
Add:	New entrants in the year	42,828	47,946	55,070	53,145
	Further employment	4,011	3,796	4,015	3,699
	Total joiners	**46,839**	**51,742**	**59,085**	**56,844**
Less:	**Initial awards**				
	Age and ill-health retirements	2,633	2,185	2,233	5,348
	Early retirements (actuarially reduced)	1,063	1,259	715	1,090
	Premature retirements	29	32	16	43
	Mixed Awards	7,081	6,004	5,741	2,041
	Total initial awards	**10,806**	**9,480**	**8,705**	**8,522**
	Further awards [c]				
	Age and ill-health retirements	176	477	82	152
	Early retirements (actuarially reduced)	106	409	251	260
	Premature retirements	-	1	-	34
	Mixed Awards	724	-	-	-
	Total further awards	**1,006**	**887**	**333**	**446**
	Other leavers				
	Opted-out	9,171	8,269	7,587	5,408
	Deaths	316	323	339	297
	Net withdrawals from active to deferred status	37,489	40,393	55,070	43,451
	Other exits (transfers out, refunds of contributions)	1,427	1,636	1,565	1,274
	Total other leavers	**48,403**	**50,621**	**64,561**	**50,430**
	Total leavers	**60,215**	**60,988**	**73,599**	**59,398**
	Actual number at 31 March	**682,081**	**687,446**	**682,195**	**713,033**

Notes:

a. An active member is defined as an individual who is in reckonable service and where the employer has not provided a withdrawal indicator.

b. An adjustment has been made to the active membership of the Scheme as at 31 March 2024, as contained in the 2024-25 accounts. This adjustment reflects changes to the membership data since the previous reconciliation was compiled.

c. If a member returns to teaching and accrues additional reckonable service after they have already taken a retirement award from the Scheme, they are able to take a further award when they decide to retire following the completion of this additional service. These members do not have a corresponding entry in the pensioner member reconciliation as they are already pensioners before the application for a further award.

The above tables categorise a member as active if the last recorded service date provided by their employer is 31 March and the employer has not informed the TPS that they have left service by that date.

Deferred members [d]

		2024-25	2023-24	2022-23	2021-22
	Number of members in prior year's ARA	777,843	755,818	707,340	673,882
	Adjustment to prior year ARA [e]	(10,812)	(15,097)	(2,813)	(3,167)
	Actual number at 1 April	**767,031**	**740,721**	**704,527**	**670,715**
Add:	Net withdrawals from active to deferred status	37,489	40,393	55,070	43,451
	Opted-out from active service	9,171	8,269	7,587	5,408
	Total joiners	**46,660**	**48,662**	**62,657**	**48,859**
Less:	Awards out of service – initial awards	8,826	8,257	8,506	9,632
	Awards out of service – further awards [f]	912	1,124	818	545
	Transfers out	430	311	405	488
	Deaths	1,934	1,763	1,510	1,470
	Return of contributions	28	25	49	36
	Other exits (not identified)	75	60	78	63
	Total leavers	**12,205**	**11,540**	**11,366**	**12,234**
	Actual number at 31 March	**801,486**	**777,843**	**755,818**	**707,340**

Notes:

d. A deferred member is defined as a member who has previously been in reckonable service, or who was in reckonable service but their employer has provided a withdrawal indicator. These members have yet to claim retirement benefits.

e. An adjustment has been made to the deferred membership of the Scheme as at 31 March 2024, as contained in the 2024-25 accounts. This adjustment reflects changes to the membership data since the previous reconciliation was compiled.

f. If a member returns to teaching and accrues additional reckonable service after they have already taken a retirement award from the Scheme, they are able to take a further award when they decide to retire following the completion of this additional service. These members do not have a corresponding entry in the pensioner member reconciliation as they are already pensioners before the application for a further award.

The above tables categorise a member as active if the last recorded service date provided by their employer is 31 March and the employer has not informed the TPS that they have left service by that date.

Pensions in payment

		2025-26	2024-25	2023-24	2022-23
	Total pensioners in payment as at 1 April				
	Members	687,298	680,890	675,849	673,201
	Dependants	84,492	83,484	80,716	78,315
	Actual number at 1 April	**771,790**	**764,374**	**756,565**	**751,516**
Add:	**Members retiring in the year**				
	Age/premature pensions [g]	10,476	10,336	10,104	10,657
	Ill-health pensions	699	589	565	527
	Early retirement (actuarially reduced) pensions	5,796	4,483	2,686	7,892
	Phased pensions[h]	410	468	499	620
	Mixed pensions	10,639	9,122	7,712	2,268
	Other (unidentified)	256	-	-	143
	Total members retiring in the year	**28,276**	**24,998**	**21,566**	**22,107**
	New dependents	8,458	8,746	8,510	8,594
	Total members retiring in year and dependants	**36,734**	**33,744**	**30,076**	**30,701**
Less:	**Cessations in year – members**				
	Age/premature pensions	17,201	14,671	12,948	15,326
	Ill-health pensions	2,532	2,419	2,317	3,044
	Early retirement (actuarially reduced) pensions	1,316	1,380	1,097	1,085
	Phased pensions	2	7	7	4
	Mixed pensions	108	64	-	-
	Other (unidentified) [i]	-	315	156	-
	Total member cessations in year	**21,159**	**18,856**	**16,525**	**19,459**
	Cessations in year – dependants	5,624	7,472	5,742	6,193
	Total cessations in year	**26,783**	**26,328**	**22,267**	**25,652**
	Total pensions in payment at 31 March	**781,741**	**771,790**	**764,374**	**756,565**
	Pension in payment at 31 March				
	Members	694,415	687,298	680,890	675,849
	Dependants	87,326	84,492	83,484	80,716
	Total	**781,741**	**771,790**	**764,374**	**756,565**

Notes:

g. These members have corresponding retirements in the active and deferred member reconciliations.

h. Phased retirement awards do not have a corresponding exit from the non-pensioner movements as they are only drawing part of their retirement benefits. Therefore, they remain a non-pensioner member as well as becoming a pensioner member.

i. Other cessations include cases where we have suspended payment of pension as a result of uncertainty around continued entitlement to the pension.

Annex B – Scheme contacts

The managers, administrators and other advisors of the Scheme are listed below:

Accounting Officer
Susan Acland-Hood
Department for Education
Sanctuary Buildings
Great Smith Street
London
SW1P 3BT

Head of Assurance and Planning and Premature Retirement Scheme Manager (contact)
Sadia Azam
Department for Education
2 St. Pauls Place
125 Norfolk Street
Sheffield
S1 2FJ

Administrator of the Scheme
Capita Business Services Ltd
Teachers' Pensions
11b Lingfield Point
Darlington
DL1 1AX

Actuary
Government Actuary's Department
Finlaison House
15-17 Furnival Street
London
EC4A 1AB

Bankers

Royal Bank of Scotland plc
Government Banking CST
280 Bishopsgate
London
EC2M 4RB

Royal Bank of Scotland plc
City of London Office
Ground Floor
PO Box 12258
1 Princes Street
London
EC2R 8PA

Citibank N.A.
Citigroup Centre
Canary Wharf
Canada Square
E14 5LB

Legal Advisors

Legal Advisor's Office
Department for Education
Sanctuary Buildings
Great Smith Street
London
SW1P 3BT

Auditor

Comptroller and Auditor General
157-197 Buckingham Palace Road
Victoria
London
SW1W 9SP

Any enquiries about either the Scheme or the Premature Retirement Compensation Scheme in England and Wales should be addressed to Capita Business Services Ltd at the address above.

Department
for Education

E03579565
978-1-5286-6380-9