

Application for an environmental permit Part C1 – Varying, adding, or changing to a standard rules permit



When to complete the Part C1 form

Complete this part of the application form if you are applying to:

- change the outlet location or site boundary of your standard rules permit
- change from a bespoke permit to a standard rules permit
- change your current standard rules set to a different standard rules set
- add a standard rules set or facility to an existing permit
- remove an entire standard rules activity, but not reduce the site area

It applies to standard rule permits for:

- waste operations
- mining waste operations
- installations
- discharges to surface water or ground

Completing the form

Visit our website to check this is the latest version of the form. See [Application for an environmental permit: part C1 vary a standard facilities permit](#).

Please read through this form before completing it.

We expect it will take less than 1 hour to complete if you have all the necessary information available.

You don't need to answer every question for every change. The form tells you which questions to answer.

If you're applying for more than one change:

- answer all relevant questions for the first change
- then repeat the process for each additional change

You only need to submit details for the parts of the permit affected by your changes. You don't need to resend any information that isn't affected by your proposed changes.

The form can be:

- saved onto a computer or other digital device and then filled in. We recommend using Adobe Acrobat software to avoid any compatibility issues. Only write your answers in the spaces provided. Please do not make any other changes to the form.
- printed off and filled in by hand. Please write clearly in the answer spaces. If you need to use the links in this form, you can access the electronic version here: <https://www.gov.uk/government/publications/application-for-an-environmental-permit-part-c1-varying-a-standard-facilities-permit>.

Other forms you will need to complete

In addition to this part of the form, you will also need to complete:

- [Part A: about you](#)
- [Part F1: charges and declarations](#)

When not to use this form

You cannot change any of the rules in a standard rule set. If you want to do this, you will have to change from a standard to a bespoke permit. Visit [Change, transfer or cancel your environmental permit](#) for further information.

You can also contact our pre-application advice service by visiting [Get advice before you apply for an environmental permit](#).

Do not use this form for administrative changes. Use the [Part C0.5](#) form instead.

Contents

Section 1: About your current permit and pre-application

Section 2: About the site

Section 3: About your proposed changes

Section 4: Change in outlet location or site boundary

Section 5: Which standard rules set or facility are you applying to add or change to?

Section 6: Information when adding or changing to certain standard rule permits

Section 7: Information when changing or switching to any site based standard rule permit

Section 8: Your ability as an operator

Section 9: Removal of an entire standard rule activity

Section 10: How to contact us

Appendix 1: Low impact installation checklist

Appendix 2: Waste management plan checklist for standard rule SR2009 No 8 mining waste operation

Appendix 3: Date of birth information for relevant convictions

Appendix 4: Date of birth information for technically competent managers

Appendix 5: Example site plan

Appendix 6: General information for applicants

1 About your current permit and pre-application

1.1 Have you had pre-application discussions with us about this application?

No Now go to [question 1.2](#)

Yes Provide your pre-application reference number. Alternatively provide details in a separate sheet and tell us its reference number.

Permit or document reference number

For further information on pre-application advice visit [Get advice before you apply for an environmental permit.](#)

Now go to [question 1.2](#)

1.2 Permit number

What is the permit number that this application relates to?

Now go to [question 1.3](#)

1.3 Is your current permit for a site or for mobile plant?

Site Now go to [section 2](#)

Mobile plant Now go to [section 3](#)

2 About the site

2.1 What is the site name, address and postcode?

Site name

Address

Postcode

Now go to [section 3](#)

3 About your proposed changes

3.1 What are you proposing to change?

Tick all boxes that apply.

If you tick more than one box, provide details of the changes in a separate document.

Document reference for details of multiple changes (where applicable)

I want to change the outlet location or site boundary of my standard rules permit.
Now go to [section 4](#)

I want to change from a bespoke permit to a standard rules permit.
Now go to [section 5](#)

I want to change my current standard rule set to a different standard rule set.
Now go to [section 5](#)

I want to add a standard rule set or facility to an existing permit.
Now go to [section 5](#)

I want to add remove an entire standard rules activity but not reduce the site area.
Now go to [section 9](#)

4 Change in outlet location or site boundary

4.1 Describe the change in outlet location or site boundary in the box below

Use a continuation sheet where necessary.

Document reference for continuation sheet, (if applicable)

4.2 Provide the national grid reference according to Table 1 below:

Table 1

Standard rule facility type	National grid reference for:
Discharges of treated domestic sewage to surface water	Point where effluent is discharged into the receiving watercourse
Discharges of treated domestic sewage to ground	Point where the effluent enters the infiltration system
Discharges of water from a cooling circuit or heat exchanger to surface water	Inlet and discharge point to water body
Installations, waste and mining waste operations	Centre of the site

National grid reference:

4 Change in outlet location or site boundary continued

Provide a 12-digit Ordnance Survey national grid reference, for example ST 58202 72715.

There are several online resources available that can help you find the grid reference. For example, go to the [Ordnance Survey website](#), then locate and right click on the relevant point.

4.3 Provide an updated plan or plans for the site

Submit an updated site plan or plans that meet the requirements set out below.

Site plans

Some example site plans are shown in [Appendix 5](#).

You can send us electronic copies of your plan. Alternatively, you can send us a paper copy provided it is either A3 or A4 size. For both formats, the plan must be legible at A4 size.

Where the activities are part of a larger site, the plan should show the whole site. Outline the area subject to the standard rules in green. This could be important when considering the proximity of the site to sensitive receptors.

If you have more than one standard rule set, outline the area each activity takes place. Annotate the plan to make it clear which rule set takes place in which area.

Copyright

Please note that some plans and maps will be copyright. Unless you are using your own maps or plans or have paid for the copyright (for example with Ordnance Survey) you may not have the right to reproduce the map or plan.

For installations, waste and mining waste operations

Your site plan must also:

- identify all the land on which your activities will take place
- clearly show the outline of the site in a green colour
- show local features
- be drawn to scale
- include a scale bar
- include a north arrow
- include a date and a document reference

For discharges to surface water and ground

Your site plan must also show:

- the discharge point to the watercourse for discharges to surface water
- the point where the effluent enters the infiltration system for discharges to ground
- the inlet and discharge point for cooling circuit or heat exchangers (standard rules set SR2010 No 2 only)
- the representative sampling point or points
- the sewage treatment plant/site boundary
- local features

4 Change in outlet location or site boundary continued

Document reference for the site plan or plans

4.4 Further information depending on facility type

We need further information depending on your standard rule facility type. Refer to Table 2 to see which question to answer next.

Table 2

Standard rule facility type	Next question
Waste operation	Go to question 4.5
Installation	Go to question 4.9
Discharge to surface water or ground	Go to question 8.6

4.5 Fire prevention plan (FPP)

4.5.1 Is your standard rule set listed in Table 3, or have you otherwise submitted an FPP before?

Yes Now go to [question 4.5.2](#)

No Now go to [question 4.6](#)

Table 3 – List of standard rules that require an FPP

Standard rules permit description	Standard rules reference
Car and vehicle dismantling	
Vehicle storage, depollution and dismantling (authorised treatment) facility	SR2015 No 13
Vehicle storage, depollution and dismantling (authorised treatment) facility	SR2015 No 17
Metal recycling, vehicle storage, depollution and dismantling (authorised treatment) facility	SR2015 No 18
Metal recycling, scrap metal and WEEE – not cars or vehicles	
Metal recycling and WEEE authorised treatment facility excluding ozone depleting substances	SR2015 No 3
Metal recycling site	SR2015 No 14
WEEE authorised treatment facility (ATF) excluding ozone depleting substances	SR2015 No 15
Metal recycling site	SR2015 No 16
Storage or treatment of waste – recycling, dredging, clinical, soil, tyre shred or wood treatment	
Use of waste to manufacture timber or construction products	SR2015 No 24
Storage and mechanical treatment of end-of-life tyres for recovery	SR2021 No 13
Storage and mechanical treatment of waste mattresses for recovery	SR2021 No 14
Storage and mechanical treatment of waste paper, cardboard and plastic for recovery	SR2021 No 15
Materials recycling facility	SR2022 No 7
Waste transfer station or amenity site with or without treatment	
Non-hazardous waste recycling with asbestos, hazardous batteries, cable and WEEE storage	SR2022 No 4

4 Change in outlet location or site boundary continued

Standard rules permit description	Standard rules reference
Non-hazardous waste transfer with asbestos, hazardous batteries, cable and WEEE storage	SR2022 No 5
Household waste recycling centre	SR2022 No 6

4.5.2 Does your change in site boundary increase the fire risk?

This could be an increase in:

- the likelihood of a fire happening
- the risks should a fire occur

For guidance on fire prevention plans visit [Fire prevention plans: environmental permits](#)

No Now go to [question 4.6](#)

Yes Provide an updated FPP

Document reference of updated FPP

Now go to [question 4.6](#)

4.6 Further information for certain waste operation standard rule permits

We need further information depending on which waste standard rule permit you have. Refer to Table 4 to see which question to answer next

Table 4 – List of standard rules that require an FPP

Standard rules description	Standard rules reference	Next question
Non-hazardous waste recycling and transfer with asbestos and hazardous waste WEEE, batteries and cables	SR2022 No 4 and SR2022 No 5	Go to question 4.7
Small metal recycling facility and vehicle storage, depollution and dismantling (authorised treatment) facility	SR2021 No 11 and SR2021 No 12	Go to question 4.8
All other waste operation standard rule permits	All standard rules not listed above	Go to question 8.6

4.7 Non-hazardous waste recycling and transfer with asbestos and hazardous waste WEEE, batteries and cables (changing the site boundary of SR2022 No 4 or SR2022 No 5)

4.7.1 For the wastes listed in table 2.3b of the standard rule sets, do you intend to either:

- start outdoor waste management activities
- change the location of existing outdoor waste management activities?

No Now go to [question 4.7.2](#)

Yes Provide a scale plan showing the location of outdoor waste activities.

4 Change in outlet location or site boundary continued

Document reference for the plan

Outdoor waste management activities include storing, transferring or treating wastes outside a building.

These activities must be carried out at minimum distances from sensitive receptors. Details of the waste types, distances and sensitive receptors are in the relevant rules set. This information is available by visiting the [SR2022 No 4](#) or [SR2022 No 5](#) webpages.

Now go to [question 4.7.2](#)

4.7.2 Do you intend to start accepting asbestos waste?

No Now to [question 8.6](#)

Yes You will need to provide evidence of technical competence in section 8 of this application form. Now to [question 8.3](#)

4.8 Small metal recycling facility and vehicle storage, depollution and dismantling (authorised treatment) facility (SR2021 No 11 and SR2021 No 12)

Provide updated versions of the three plans referenced in Schedule 2 of the relevant rule set. Tell us the document references you have given the plans below.

Plan 1 – activities at the site

Document reference for the plan

Plan 2 – drainage and pollution control

Document reference for the plan

Plan 3 – sensitive receptors near the site

Document reference for the plan

Details on what to include in your site plans can be found by following the relevant link:

[SR2021 No 11: Small metal recycling facility – guidance for schedule 2 site plans and maps](#)

[SR2021 No 12: Vehicle storage, depollution and dismantling \(authorised treatment\) facility – guidance for schedule 2 site plans and maps](#)

These plans are in addition to those required by [question 4.3](#).

Now go to [question 8.6](#)

4 Change in outlet location or site boundary continued

4.9 Site condition report

4.9.1 Are you proposing to extend the site boundary of an installation standard rule permit?

Installation standard rule sets are listed in [Table 5](#).

No Now go to [question 8.6](#)

Yes Now go to [question 4.9.2](#)

Table 5 – List of installation standard rule sets

Standard rule description	Standard rules reference
Anaerobic digestion including use of the resultant gas and storing digestate	
Anaerobic digestion facility, including use of the resultant biogas – Part A installation	SR2021 No 6
On-farm anaerobic digestion facility using farm wastes only, including use of the resultant biogas – Part A installation	SR2021 No 8
Composting, sewage or sludge treatment, biogas	
Composting in open systems – Part A installation	SR2021 No 1
Composting in closed systems – Part A installation	SR2021 No 4
Anaerobic digestion of non-hazardous sludge at a wastewater treatment works, including the use of the resultant biogas – Part A installation	SR2021 No 10
Mining, oil and gas	
Storage and handling of crude oil arising from onshore oil and gas exploration and production activities	SR2015 No 2
Storage or treatment of waste – recycling, dredging, clinical, soil, tyre shred or wood treatment	
Treatment of Incinerator Bottom Ash (IBA) – Part A installation	SR 2012 No 13
Low Impact Part A Installation	
Low impact Part A installation	SR2009 No 2
Low impact Part A installation for the production of biodiesel	SR2009 No 3

4.9.2 Tick the box to confirm you will produce or review your site condition report and stage 1 to 3 assessment.

You do not need to submit the documents as part of your application.

Site condition report

For site condition report guidance and a template visit [Environmental permitting: H5 Site condition report](#).

You must maintain your site condition report during the life of your permit. Review and update your site condition report on a regular basis and when anything changes. This will help show how you have protected land and groundwater when surrendering your permit.

Stage 1 to 3 assessments

If you do not already have a stage 1 to 3 assessment, you will need to carry one out.

For guidance on carrying out a stage 1 to 3 assessment, see '[EC Commission Guidance concerning baseline reporting \(2014/C 136/03\)](#)'.

4 Change in outlet location or site boundary continued

We have also produced a stage 1 to 3 assessment guidance document with worked examples. To request a copy, contact our pre-application service and ask for ‘Installations basic pre application advice’.

If your stage 1 to 3 assessment identifies a pollution risk to soil and groundwater, it is unlikely you will qualify for a standard rules set. You should seek further advice under our enhanced pre-application service.

Details of our pre-application advice service, visit [Get advice before you apply for an environmental permit](#).

5 Which standard rules set or facility are you applying to add or change to?

We have produced sets of standard rules and risk assessments for various activities. Make sure your proposals meet the rules and fit within the risk assessment. You can find the rules and risk assessments by following the relevant links at [Standard rules: environmental permitting](#).

You will need to apply for a bespoke permit if:

- your activities do not meet the rules
- your activities do not fit within the risk assessment
- the standard rules do not cover what you want to do

If you need to apply for a bespoke permit, fill in the relevant forms at [New bespoke environmental permit: application forms](#).

5.1 Tick the box or boxes in Table 6 for the standard rule set or facility you want to add or change to

You can use the links or page numbering below to go to the relevant part of Table 6.

Anaerobic digestion including use of the resultant gas and storing digestate	Page 11
Car and vehicle dismantling	Page 11
Composting, sewage or sludge treatment, biogas	Page 11
Deposit for recovery	Page 12
Electrical insulating oil storage	Page 12
Metal recycling, scrap metal and WEEE – not cars or vehicles	Page 12
Mining, oil and gas	Page 12
Mobile plant for land-spreading or treatment	Page 13
Storage or treatment of waste – recycling, dredging, clinical, soil, tyre shred or wood treatment	Page 13
Waste transfer station or amenity site with or without treatment	Page 14
Low Impact Part A Installation	Page 14
Discharges to surface water	Page 14
Discharges to ground	Page 15
Research and Development	Page 15

5 Which standard rules set or facility are you applying to add or change to? continued

Table 6

Standard rules description	Standard rules reference	Tick the standard rules you are applying for	Next question
Anaerobic digestion including use of the resultant gas and storing digestate			
Anaerobic digestion facility, including use of the resultant biogas – Part A installation	SR2021 No 6		Now go to question 6.1
Anaerobic digestion facility, including use of the resultant biogas – waste recovery operation	SR2021 No 7		Now go to question 6.2
On-farm anaerobic digestion facility using farm wastes only, including use of the resultant biogas – Part A installation	SR2021 No 8		Now go to question 6.1
On-farm anaerobic digestion facility, including use of the resultant biogas – waste recovery operation	SR2021 No 9		Now go to question 6.2
Capture, treatment and storage of biogas from lagoons and tanks	SR2023 No 1		Now go to section 7
Car and vehicle dismantling			
Vehicle storage, depollution and dismantling (authorised treatment) facility	SR2015 No 13		Now go to question 6.10
Vehicle storage, depollution and dismantling (authorised treatment) facility	SR2015 No 17		Now go to question 6.10
Metal recycling, vehicle storage, depollution and dismantling (authorised treatment) facility	SR2015 No 18		Now go to question 6.10
Vehicle storage, depollution and dismantling (authorised treatment) facility	SR2021 No 12		Now go to question 6.3
Composting, sewage or sludge treatment, biogas			
Combustion of biogas in new Medium Combustion Plant engines at a sewage treatment works	SR2009 No 4		Now go to section 7
Composting in open systems – Part A installation	SR2021 No 1		Now go to question 6.11
Composting in open systems – waste recovery operation	SR2021 No 2		Now go to section 7
Composting in closed systems – waste recovery operation	SR2021 No 3		Now go to section 7
Composting in closed systems – Part A installation	SR2021 No 4		Now go to question 6.11
Composting in open and closed systems – waste recovery operation	SR2021 No 5		Now go to question 6.4
Anaerobic digestion of non-hazardous sludge at a wastewater treatment works, including the use of the resultant biogas – Part A installation	SR2021 No 10		Now go to question 6.1

5 Which standard rules set or facility are you applying to add or change to? continued

Standard rules description	Standard rules reference	Tick the standard rules you are applying for	Next question
Deposit for recovery			
Use of waste in a deposit for recovery operations (construction, reclamation, restoration or improvement of land other than by mobile plant)	SR2015 No 39		Now go to question 6.5
Using unbound incinerator bottom ash aggregate (IBAA) in construction as a deposit for recovery operation	SR2024 No 2		Now go to question 6.5
Electrical insulating oil storage			
Storage of electrical insulating oils	SR2012 No 15		Now go to section 7
Metal recycling, scrap metal and WEEE – not cars or vehicles			
Storage of furnace ready scrap metal for recovery	SR2009 No 7		Now go to section 7
Metal recycling and WEEE authorised treatment facility excluding ozone depleting substances	SR2015 No 3		Now go to question 6.10
Metal recycling site	SR2015 No 14		Now go to question 6.10
WEEE authorised treatment facility (ATF) excluding ozone depleting substances	SR2015 No 15		Now go to question 6.10
Metal recycling site	SR2015 No 16		Now go to question 6.10
Small metal recycling facility (less than 5,000 tonnes a year)	SR2021 No 11		Now go to question 6.3
Mining, oil and gas			
Management of inert wastes and unpolluted soil resulting from the prospecting, extraction, treatment and storage of mineral resources and the working of quarries, at mines and quarries	SR2009 No 8		Now go to question 6.6
Onshore oil exploration – the management of extractive waste not including a waste facility, generated from onshore oil and gas prospecting activities including drilling, coring, fall-off testing, acid wash and decommissioning but excluding any well stimulation or hydraulic fracturing, for the production of oil or gas, (using oil and water based drilling mud)	SR2015 No 1		Now go to question 6.7
Storage and handling of crude oil arising from onshore oil and gas exploration and production activities	SR2015 No 2		Now go to question 6.11

5 Which standard rules set or facility are you applying to add or change to? continued

Standard rules description	Standard rules reference	Tick the standard rules you are applying for	Next question
Mobile plant for land-spreading or treatment			
Mobile plant for treatment of soils and contaminated material, substances or products	SR2008 No 27		Now go to section 8
Mobile plant for landspreading (land treatment resulting in benefit to agriculture or ecological improvement)	SR2010 No 4		Now go to section 8
Mobile plant for the reclamation, restoration or improvement of land	SR2010 No 5		Now go to section 8
Mobile plant for landspreading of sewage sludge (land treatment resulting in benefit)	SR2010 No 6		Now go to section 8
Mobile treatment of waste to produce soil, soil substitutes and aggregate	SR2022 No 2		Now go to section 8
Storage or treatment of waste – recycling, dredging, clinical, soil, tyre shred or wood treatment			
Transfer of healthcare waste	SR2008 No 24		Now go to section 7
Treatment of Incinerator Bottom Ash (IBA) – Part A installation	SR2012 No 13		Now go to question 6.11
Use of waste to manufacture timber or construction products	SR2015 No 24		Now go to question 6.10
Storage of PAS 107 certified clean cut tyre shred and chip at a port	SR2020 No 1		Now go to section 7
Storage and mechanical treatment of end-of-life tyres for recovery	SR2021 No 13		Now go to question 6.10
Storage and mechanical treatment of waste mattresses for recovery	SR2021 No 14		Now go to question 6.10
Storage and mechanical treatment of waste paper, cardboard and plastic for recovery	SR2021 No 15		Now go to question 6.10
Treatment of waste to produce soil, soil substitutes and aggregate	SR2022 No 1		Now go to section 7
Materials recycling facility	SR2022 No 7		Now go to question 6.10
Waste wood treatment	SR2022 No 8		Now go to section 7
Storage and treatment of dredgings for recovery	SR2010 No 18		Now go to section 7

5 Which standard rules set or facility are you applying to add or change to? continued

Standard rules description	Standard rules reference	Tick the standard rules you are applying for	Next question
Waste transfer station or amenity site with or without treatment			
Asbestos waste transfer station	SR2008 No 9		Now go to section 7
Construction, demolition and excavation waste transfer station	SR2022 No 3		Now go to section 7
Storage of wastes to be used in land treatment (storage of waste prior to use)	SR2010 No 17		Now go to section 7
Non-hazardous waste recycling with asbestos, hazardous batteries, cable and WEEE storage	SR2022 No 4		Now go to question 6.8
Non-hazardous waste transfer with asbestos, hazardous batteries, cable and WEEE storage	SR2022 No 5		Now go to question 6.8
Household waste recycling centre	SR2022 No 6		Now go to question 6.10
Low Impact Part A Installation			
Low impact Part A installation	SR2009 No 2		Now go to question 6.9
Low impact Part A installation for the production of biodiesel	SR2009 No 3		Now go to question 6.9
Discharges to surface water			
Discharge to surface water: cooling water and heat exchangers	SR2010 No 2		Now go to question 6.12
Discharge to surface water: secondary treated domestic sewage with a maximum daily volume between 5 and 20 cubic metres per day	SR2010 No 3		Now go to question 6.13
Discharge of secondary treated domestic sewage effluent with a maximum daily volume of 5 cubic metres per day to surface water where secondary treatment is achieved using equipment that does not conform to the British Standard or where the receiving watercourse does not always have flow, or both from domestic households or organisations operating for charitable purposes	SR2025 No 7 (domestic households or charities)		Now go to question 6.14
Discharge of secondary treated domestic sewage effluent with a maximum daily volume of 5 cubic metres per day to surface water where secondary treatment is achieved using equipment that does not conform to the British Standard or where the receiving watercourse does not always have flow, or both	SR2025 No 7 (not domestic households or charities)		Now go to question 6.14

5 Which standard rules set or facility are you applying to add or change to? continued

Standard rules description	Standard rules reference	Tick the standard rules you are applying for	Next question
Discharges to ground			
Discharge of secondary treated domestic sewage effluent with a daily volume of greater than 2 but no more than 5 cubic metres per day to ground via an infiltration system from domestic households or organisations operating for charitable purposes	SR2025 No 5 (domestic households or charities)		Now go to question 6.15
Discharge of secondary treated domestic sewage effluent with a daily volume of greater than 2 but no more than 5 cubic metres per day to ground via an infiltration system	SR2025 No 5 (not domestic households or charities)		Now go to question 6.15
Discharge of secondary treated domestic sewage effluent with a maximum daily volume of 1.5 cubic metres per day to ground via a shallow infiltration system that is not built to British Standard BS6297, and which is replacing an existing discharge to surface water or to ground from domestic households or organisations operating for charitable purposes	SR2025 No 6 (domestic households or charities)		Now go to question 6.15
Discharge of secondary treated domestic sewage effluent with a maximum daily volume of 1.5 cubic metres per day to ground via a shallow infiltration system that is not built to British Standard BS6297, and which is replacing an existing discharge to surface water or to ground	SR2025 No 6 (not domestic households or charities)		Now go to question 6.15
Research and Development			
Research and development at a Part A(1) installation	SR2024 No 1		Now go to section 8

5 Which standard rules set or facility are you applying to add or change to? continued

5.2 Other standard rule permits not listed in Table 6 (if applicable)

5.2.1 Only complete Table 7 if the standard rules set you want to apply for is not listed in Table 6.

Table 7

Standard rules description	Standard rules reference	Tick to apply for the standard rules set

Table 6 contains a list of standard rules available at the time this form was published. To add or change to standard rules that have since become available, complete questions 5.2.1 and 5.2.2.

To check the current availability of rule sets visit [Standard rules: environmental permitting](#). Make sure the rule set is not marked as ‘unavailable for new applications’.

You can contact us for pre-application advice to check if any additional information is needed to apply for that rule set. For example, if a fire prevention plan is required as part of the application. Visit [Get advice before you apply for an environmental permit](#).

5.2.2 Provide any additional supporting information as required

Document reference for additional information (if necessary)

Now go to [section 7](#)

6 Information when adding or changing to certain standard rule permits

6.1 Anaerobic digestion installations

Answer questions 6.1.1 to 6.1.3 if you are adding or changing to one of the following standard rule sets:

- SR2021 No 6
- SR2021 No 8
- SR2021 No 10

6.1.1 Have you included a completed ‘Combustion plant list spreadsheet’?

Yes

No

6 Information when adding or changing to certain standard rule permits, continued

You must register your combustion plant with us before using it on site. To register, complete and return the 'Combustion plant list spreadsheet'. This can be found by visiting [Application for an environmental permit: part C1 vary a standard facilities permit](#).

6.1.2 Are you installing or substantially refurbishing any in-scope generators or voluntarily applying the Decarbonisation readiness requirements to existing plant?

Yes

No

For guidance on decarbonisation readiness (DR), visit [Decarbonisation readiness in environmental permit applications](#).

"In-scope generator" is defined in [Schedule 25C](#) of the Environmental Permitting Regulations.

If you have ticked 'Yes', you must have a Decarbonisation Readiness Report. You do not need to submit the report with your application.

When completing the Combustion plant list spreadsheet, you must select CCR or DR not applicable, whichever is appropriate.

Note: by selecting CCR, we will accept that you are making a statement, in accordance with Paragraph 9(2) of Schedule 25C, that the CCR conditions have been met.

6.1.3 Site condition report

Tick the box to confirm that you have completed a site condition report and a stage 1 to 3 assessment. You do not need to submit the documents as part of your application.

For site condition report guidance and a template visit [Environmental permitting: H5 Site condition report](#).

You must maintain your site condition report during the life of your permit. Review and update your site condition report on a regular basis and when anything changes. This will help show how you have protected land and groundwater when surrendering your permit

Stage 1 to 3 assessments

For guidance on carrying out a stage 1 to 3 assessment, see '[EC Commission Guidance concerning baseline reporting \(2014/C 136/03\)](#)'.

We have also produced a stage 1 to 3 assessment guidance document with worked examples. To request a copy, contact our pre-application service and ask for 'Installations basic pre application advice'.

If your stage 1 to 3 assessment identifies a pollution risk to soil and groundwater, it is unlikely you will qualify for a standard rules permit. You should seek further advice under our enhanced pre-application service.

Details of our pre-application advice service, visit [Get advice before you apply for an environmental permit](#).

Now go to [section 7](#)

6 Information when adding or changing to certain standard rule permits, continued

6.2 Anaerobic digestion waste recovery operations

Answer questions 6.2.1 and 6.2.2 if you are adding or changing to one of the following standard rule sets:

- SR2021 No 7
- SR2021 No 9

6.2.1 Have you included a completed ‘Combustion plant list spreadsheet’?

Yes

No

You must register your combustion plant with us before using it on site. To register, complete and return the ‘Combustion plant list spreadsheet’. This can be found by visiting [Application for an environmental permit: part C1 vary a standard facilities permit](#).

6.2.2 Are you installing or substantially refurbishing any in-scope generators or voluntarily applying the DR requirements to existing plant?

Yes

No

For guidance on decarbonisation readiness (DR), visit [Decarbonisation readiness in environmental permit applications](#).

“In-scope generator” is defined in [Schedule 25C](#) of the Environmental Permitting Regulations.

If you have ticked ‘Yes’, you must have a Decarbonisation Readiness Report. You do not need to submit the report with your application.

When completing the Combustion plant list spreadsheet, you must select CCR or DR not applicable, whichever is appropriate.

Note: by selecting CCR, we will accept that you are making a statement, in accordance with Paragraph 9(2) of Schedule 25C, that the CCR conditions have been met.

Now go to [section 7](#)

6.3 Small metal recycling facility and vehicle storage, depollution and dismantling (authorised treatment) facility (SR2021 No 11 and SR2021 No 12)

Answer question 6.3.1 if you are adding or changing to one of the following standard rule sets:

- SR2021 No 11
- SR2021 No 12

6 Information when adding or changing to certain standard rule permits, continued

6.3.1 Provide the three plans referenced in Schedule 2 of the relevant rule set. Tell us the document references you have given the plans below.

Plan 1 – activities at the site

Document reference for the plan

Plan 2 – drainage and pollution control

Document reference for the plan

Plan 3 – sensitive receptors near the site

Document reference for the plan

Details on what to include in your site plans can be found by following the relevant link:

[SR2021 No 11: Small metal recycling facility – guidance for schedule 2 site plans and maps](#)

[SR2021 No 12: Vehicle storage, depollution and dismantling \(authorised treatment\) facility – guidance for schedule 2 site plans and maps](#)

These plans are in addition to those required by question 7.2.

Now go to [section 7](#)

6.4 Composting in open and closed systems – waste recovery operation (standard rules set SR2021 No 5 only)

6.4.1 Are you adding or changing to an open or a closed (in-vessel) composting system?

Open system

Closed (in-vessel) system

Ensure you have the correct composting technical competence award. This only applies if you are using the CIWM/WAMITAB scheme to demonstrate technical competence.

Now go to [section 7](#)

6.5 Deposit for recovery, including use of IBAA in construction (standard rule sets SR2015 No 39 and SR2024 No 2)

Before applying to add or change to standard rules SR2015 No 39 or SR2024 No 2, you should read the guidance at [Waste recovery plans and deposit for recovery permits](#).

We assess waste recovery plans (WRPs) to decide if the operation is a recovery activity. This assessment can take place before or after your application is submitted. However, we recommend that you send your WRP for assessment before applying. To do this, email your WRP to psc@environment-agency.gov.uk and include a note stating it is for pre-application assessment.

6 Information when adding or changing to certain standard rule permits, continued

6.5.1 Send us a copy of your waste recovery plan (WRP). This must comply with our guidance at [Waste recovery plans and deposit for recovery permits](#).

Document reference of WRP

6.5.2 Have we pre-assessed your WRP?

Yes Now go to [question 6.5.3](#)

No Now go to [section 7](#)

6.5.3 Have there been any (non-administrative) changes to your WRP since the pre-application assessment?

No

Yes Provide a document that explains and justifies for the changes you have made

Document reference

There is a separate charge for the assessment of each new, varied or revised WRP. This must be submitted with the WRP at the pre-application stage as part of the application.

For details of the charge see [Environmental permits: when and how you are charged](#).

Now go to [section 7](#)

6.6 Management of inert extractive wastes at mines and quarries (adding or changing to SR2009 No 8)

Tick the box to confirm that you have filled in the waste management plan checklist in [Appendix 2](#) of this form.

Now go to [section 7](#)

6.7 Onshore oil exploration (adding or changing to SR2015 No 1)

6.7.1 Tick the box to confirm that you are using Waste Management Plan SR2015 No1: Ref. WMP3.

Waste Management Plan WMP3 is available at [SR2015 No 1: onshore oil exploration](#).

6.7.2 Provide an estimate of the total quantity of extractive waste to be generated

_____ tonnes

Now go to [section 7](#)

6 Information when adding or changing to certain standard rule permits, continued

6.8 Non-hazardous waste recycling and transfer with asbestos and hazardous waste WEEE, batteries and cables (standard rule sets SR2022 No 4 and SR2022 No 5)

Answer question 6.8.1 and 6.8.2 if you are adding or changing to one of the following standard rule sets:

- SR2022 No 4
- SR2022 No 5

6.8.1 Do you intend to accept asbestos waste?

No

Yes Provide evidence of your asbestos qualification when you complete [question 8.3](#).

6.8.2 Do you intend to store, transfer or treat specified waste outside?

No

Yes Provide a scale plan showing the location of outdoor waste activities.

Document reference for the plan

Outdoor storage, transfer or treatment of wastes listed in table 2.3b of the rules must be minimum distances from sensitive receptors.

Details of the distances and sensitive receptors are in the relevant rules set. Visit the relevant rules set webpage at [SR2022 No 4](#) or [SR2022 No 5](#).

Now go to [section 7](#)

6.9 Low impact installations (adding or changing to SR2009 No 2 or SR2009 No 3)

6.9.1 Tick the box to confirm you have completed the checklist in [Appendix 1](#).

6.9.2 Provide a document showing how you meet the criteria for a low impact installation.

Document reference

6.9.3 Tick the box to confirm that you have completed a site condition report and a stage 1 to 3 assessment

For site condition report guidance and a template visit [Environmental permitting: H5 Site condition report](#).

You must maintain your site condition report during the life of your permit. Review and update your site condition report on a regular basis and when anything changes. This will help show how you have protected land and groundwater when surrendering your permit

6 Information when adding or changing to certain standard rule permits, continued

Stage 1 to 3 assessments

For guidance on carrying out a stage 1 to 3 assessment, see '[EC Commission Guidance concerning baseline reporting \(2014/C 136/03\)](#)'.

We have also produced a stage 1 to 3 assessment guidance document with worked examples. To request a copy, contact our pre-application service and ask for 'Installations basic pre-application advice'.

If your stage 1 to 3 assessment identifies a pollution risk to soil and groundwater, it is unlikely you will qualify for a standard rules permit. You should seek further advice under our enhanced pre-application service.

Details of our pre-application advice service, visit [Get advice before you apply for an environmental permit](#).

Go to [question 6.9.4](#) if you are adding or changing to standard rule set SR2009 No 2.

Go to [section 7](#) for if you are adding or changing to standard rule set SR2009 No 3.

6.9.4 When adding, or changing to, standard rules SR2009 No 2 only, provide the following details:

a. the activity reference and description from the Environmental Permitting Regulations.

For example: Section 4.2, Part A(1)(a)(i) – producing inorganic chemicals such as gases.

The activity references and descriptions are listed in [Part 2 of Schedule 1](#) to the regulations.

b. any extra detail that would help to describe your activity

For example: production of hydrogen by electrolysis of water.

Now go to [section 7](#)

6 Information when adding or changing to certain standard rule permits, continued

6.10 Fire prevention plan for certain waste operation standard rule sets

6.10.1 Provide a fire prevention plan (FPP) if you are adding or changing to a waste standard rules listed in [Table 8](#).

Your FPP must meet the standards set out in our guidance: [Fire prevention plans: environmental permits](#).

Document reference for your FPP

Table 8

Standard rules permit description	Standard rules reference
Car and vehicle dismantling	
Vehicle storage, depollution and dismantling (authorised treatment) facility	SR2015 No 13
Vehicle storage, depollution and dismantling (authorised treatment) facility	SR2015 No 17
Metal recycling, vehicle storage, depollution and dismantling (authorised treatment) facility	SR2015 No 18
Metal recycling, scrap metal and WEEE – not cars or vehicles	
Metal recycling and WEEE authorised treatment facility excluding ozone-depleting substances	SR2015 No 3
Metal recycling site	SR2015 No 14
WEEE authorised treatment facility (ATF) excluding ozone-depleting substances	SR2015 No 15
Metal recycling site	SR2015 No 16
Storage or treatment of waste – recycling, dredging, clinical, soil, tyre shred or wood treatment	
Use of waste to manufacture timber or construction products	SR2015 No 24
Storage and mechanical treatment of end-of-life tyres for recovery	SR2021 No 13
Storage and mechanical treatment of waste mattresses for recovery	SR2021 No 14
Storage and mechanical treatment of waste paper, cardboard and plastic for recovery	SR2021 No 15
Materials recycling facility	SR2022 No 7
Waste transfer station or amenity site with or without treatment	
Household waste recycling centre	SR2022 No 6

Now go to [section 7](#)

6.11 Site condition report

This question is applicable when changing or adding an installation standard rule permit. These are listed in [Table 9](#)

6.11.1 Tick the box to confirm that you have completed a site condition report and a stage 1 to 3 assessment. You do not need to submit the documents as part of your application.

6 Information when adding or changing to certain standard rule permits, continued

Table 9 – List of installation standard rule sets

Standard rule description	Standard rule reference
Composting, sewage or sludge treatment, biogas	
Composting in open systems – Part A installation	SR2021 No 1
Composting in closed systems – Part A installation	SR2021 No 4
Mining, oil and gas	
Storage and handling of crude oil arising from onshore oil and gas exploration and production activities	SR2015 No 2
Storage or treatment of waste – recycling, dredging, clinical, soil, tyre shred or wood treatment	
Treatment of Incinerator Bottom Ash (IBA) – Part A installation	SR 2012 No 13

For site condition report guidance and a template visit [Environmental permitting: H5 Site condition report](#).

You must maintain your site condition report during the life of your permit. Review and update your site condition report on a regular basis and when anything changes. This will help show how you have protected land and groundwater when surrendering your permit

Stage 1 to 3 assessments

For guidance on carrying out a stage 1 to 3 assessment, see '[EC Commission Guidance concerning baseline reporting \(2014/C 136/03\)](#)'.

We have also produced a stage 1 to 3 assessment guidance document with worked examples. To request a copy, contact our pre-application service and ask for 'Installations basic pre-application advice'.

If your stage 1 to 3 assessment identifies a pollution risk to soil and groundwater, it is unlikely you will qualify for a standard rules permit. You should seek further advice under our enhanced pre-application service.

Details of our pre-application advice service, visit [Get advice before you apply for an environmental permit](#).

Now go to [section 7](#)

6.12 Discharge of water from a cooling circuit or heat exchanger to surface water (adding or changing to standard rule set SR2010 No 2)

6.12.1 Name of the surface water body your cooling water will be discharged to

6.12.2 Have we have confirmed that you can meet the nature conservation risk criteria?

Yes

No

6 Information when adding or changing to certain standard rule permits, continued

You can request a nature and heritage conservation screening report from us. Complete the relevant request form at: [Get advice before you apply for an environmental permit](#).

Now go to [section 7](#)

6.13 Discharge of treated domestic sewage to surface water. Volume of 5 to 20 m³ per day, using British Standard treatment equipment (adding or changing to standard rule set SR2010 No 3)

6.13.1 Name of the surface watercourse your treated effluent will be discharged to

6.13.2 Where is the sampling point for your discharge located?

Sampling point

Provide a sampling point location where your discharge can be sampled safely.

The sampling point must allow representative samples of your discharge to be taken. It must be located before your discharge mixes with any other discharges or flows. This includes mixing with:

- effluent from other treatment plant
- rainwater
- surface water
- groundwater

You will also need to mark the sampling point location on your site plan. You will be asked to do this in question 7.2.

Tick **one** of the three following options:

- a. sampling point is at the sewage treatment location.
- b. sampling point is at the discharge point.
- c. sampling point is at another location.

Option a. is our preferred option. Most treatment units have an access chamber or a separate sample chamber available for monitoring.

6.13.3 What is the 12-digit Ordnance Survey national grid reference for the sampling point?

6.13.4 Have we have confirmed that you can meet the nature conservation risk criteria?

Yes

No

6 Information when adding or changing to certain standard rule permits, continued

You can request a nature and heritage conservation screening report from us. Complete the relevant request form at: [Get advice before you apply for an environmental permit](#).

Now go to [section 7](#)

6.14 Discharge of treated domestic sewage to surface water. Volume up to 5 m³ per day using non-British Standard treatment equipment, or to a watercourse that does not always have flow, or both (adding or changing to standard rules set SR2025 No 7)

6.14.1 Name of the surface watercourse your treated effluent will be discharged to

6.14.2 Does the above receiving watercourse have flow throughout the year?

Yes

No

6.14.3 General binding rules

If your discharge meets the general binding rules, you do not need a permit and we cannot legally grant one.

You can check the general binding rules here: [General binding rules: small sewage discharge to a surface water](#).

Tick this box to confirm your discharge does not meet the general binding rules

We cannot proceed with your application unless this box has been ticked

6.14.4 Where is the sampling point for your discharge located?

Sampling point

Provide a sampling point location where your discharge can be sampled safely.

The sampling point must allow representative samples of your discharge to be taken. It must be located before your discharge mixes with any other discharges or flows. This includes mixing with:

- effluent from other treatment plant
- rainwater
- surface water
- groundwater

You will also need to mark the sampling point location on your site plan. You will be asked to do this in question 7.2.

Tick **one** of the three following options:

- a.** sampling point is at the sewage treatment location.

6 Information when adding or changing to certain standard rule permits, continued

- b. sampling point is at the discharge point.
- c. sampling point is at another location.

Option a. is our preferred option. Most treatment units have an access chamber or a separate sample chamber available for monitoring.

6.14.5 What is the 12-digit Ordnance Survey national grid reference for the sampling point?

6.14.6 Have we confirmed that you can meet the nature conservation risk criteria?

Yes

No

You can request a nature and heritage conservation screening report from us. Complete the relevant request form at: [Get advice before you apply for an environmental permit.](#)

Minimum distance to the public foul sewer

All properties connected to the treatment system must be a minimum distance from the public foul sewer. If any property is within this distance, you will not qualify for a standard rules permit.

6.14.7 Minimum distance to public foul sewer for domestic properties

Calculate this distance if the sewage treatment system serves any domestic properties. To do this, multiply the number properties served by 30.

Number of domestic properties _____ × 30 = _____ metres

6.14.8 Minimum distance to the public foul sewer for non-domestic properties

Calculate this distance if the sewage treatment system serves any non-domestic property. For example, cafés, pubs, restaurants, office holiday lets or schools.

To do this, divide the maximum daily discharge from the non-domestic properties (in cubic metres per day) by 0.75. Then multiply the result by 30.

Volume (m³) _____ ÷ 0.75 = _____ × 30 = _____ metres

6.14.9 What is the shortest distance between any property and the public foul sewer?

This distance is measured:

- **from** the property boundary closest to the foul sewer (for any property served by the treatment system)
- **to** the nearest public foul sewer

6 Information when adding or changing to certain standard rule permits, continued

Distance in metres

12-digit national grid reference of property boundary

12-digit national grid reference of closest foul sewer

6.14.10 Is any property closer to the public foul sewer than the minimum distance allowed?

For systems that serve domestic properties only

Compare the actual distance to the public foul sewer (answer to question 6.14.9) with the minimum distance allowed (answer to question 6.14.7)

For systems that serve non-domestic properties only

Compare the actual distance to the public foul sewer (answer to question 6.14.9) with the minimum distance allowed (answer to question 6.14.8)

For systems that serve both domestic and non-domestic properties

Add the domestic and non-domestic minimum distances together (answer to question 6.14.7 plus answer to question 6.14.8). Compare this combined distance with the distance to the public foul sewer (answer to question 6.14.9).

No Now go to [section 7](#)

Yes You will be unable to apply for a standard rules permit.

You will need to explore the possibility of connecting to the public foul sewer. If you cannot connect to the foul sewer, you will need to explain why as part of an application for a bespoke permit.

6.15 Discharges to ground (standard rules sets SR2025 No 5 and SR2025 No 6)

6.15.1 General binding rules

If your discharge meets the general binding rules, you do not need a permit and we cannot legally grant one.

You can check the general binding rules here: [General binding rules: small sewage discharge to the ground](#).

Tick this box to confirm your discharge does not meet the general binding rules

We cannot proceed with your application unless this box has been ticked

6 Information when adding or changing to certain standard rule permits, continued

6.15.2 Where is the sampling point for your discharge located?

Sampling point

Provide a sampling point location where your discharge can be sampled safely.

The sampling point must allow representative samples of your discharge to be taken. It must be located before your discharge mixes with any other discharges or flows. This includes mixing with:

- effluent from other treatment plant
- rainwater
- surface water
- groundwater

You will also need to mark the sampling point location on your site plan. You will be asked to do this in question 7.2.

Tick **one** of the three following options:

- a. sampling point is at the sewage treatment location.
- b. sampling point is at the discharge point.
- c. sampling point is at another location.

Option a. is our preferred option. Most treatment units have an access chamber or a separate sample chamber available for monitoring

6.15.3 What is the 12-digit Ordnance Survey national grid reference for the sampling point?

6.15.4 Have we have confirmed that you can meet the nature conservation risk criteria?

Yes

No

You can request a nature and heritage conservation screening report from us. Complete the relevant request form at: [Get advice before you apply for an environmental permit.](#)

Minimum distance to the public foul sewer

All properties connected to the treatment system must be a minimum distance from the public foul sewer. If any property is within this distance, you will not qualify for a standard rules permit.

6.15.5 Minimum distance to public foul sewer for domestic properties

Calculate this distance if the sewage treatment system serves any domestic properties. To do this, multiply the number properties served by 30.

6 Information when adding or changing to certain standard rule permits, continued

Number of domestic properties _____ $\times 30 =$ _____ metres

6.15.6 Minimum distance to the public foul sewer for non-domestic properties

Calculate this distance if the sewage treatment system serves any non-domestic property. For example, cafés, pubs, restaurants, office holiday lets or schools.

To do this, divide the maximum daily discharge from the non-domestic properties (in cubic metres per day) by 0.75. Then multiply the result by 30.

Volume (m³) _____ $\div 0.75 =$ _____ $\times 30 =$ _____ metres

6.15.7 What is the shortest distance between any property and the public foul sewer?

This distance is measured:

- **from** the property boundary closest to the foul sewer (for any property served by the treatment system)
- **to** the nearest public foul sewer

Distance in metres

12-digit national grid reference of property boundary

12-digit national grid reference of closest foul sewer

6.15.8 Is any property closer to the public foul sewer than the minimum distance allowed?

For systems that serve domestic properties only

Compare the actual distance to the public foul sewer (answer to question 6.15.7) with the minimum distance allowed (answer to question 6.15.5)

For systems that serve non-domestic properties only

Compare the actual distance to the public foul sewer (answer to question 6.15.7) with the minimum distance allowed (answer to question 6.15.6)

For systems that serve both domestic and non-domestic properties

Add the domestic and non-domestic minimum distances together (answer to question 6.15.5 plus answer to question 6.15.6). Compare this combined distance with the distance to the public foul sewer (answer to question 6.15.7).

No Now go to [section 7](#)

Yes You will be unable to apply for a standard rules permit.

6 Information when adding or changing to certain standard rule permits, continued

You will need to explore the possibility of connecting to the public foul sewer. If you cannot connect to the foul sewer, you will need to explain why as part of an application for a bespoke permit.

7 Information when changing or switching to any site based standard rule permit

This section does not apply when changing or switching to mobile plant standard rules. Go to [section 8](#) instead.

7.1 Are you applying to add one or more standard rules to an existing permit?

No Now go to [question 7.2](#)

Yes Provide a document demonstrating how the activities meet the criteria in the guidance box below.

Document reference

Criteria for more than one standard rule set at the same site, or at a site with a bespoke permit

The following applies to waste operation and installation standard rules.

You cannot use standard rules to split a single operation. A standard rules permit is an option where risks from discrete activities are known. The risk increases if multiple interconnected activities occur. This means the generic risk assessments no longer apply. Standard rules are not appropriate in such cases.

Activities must be discrete and self-contained if you want either:

- more than one standard rule set on the same site
- a standard rules set on the same site as a bespoke permit

For example, the activities must:

- be operated with no shared pollution prevention infrastructure including fire quarantine areas
- have no cross contamination or mixing of wastes
- have no transfer of waste between activities
- not take place on an installation where aggregated capacities are applicable

For more information on installation activities and capacity aggregation rules see: [RGN 2: Understanding the meaning of regulated facility](#).

If you want to carry out multiple interconnected activities on the same site, you need to apply to include those in a bespoke permit. If you already have a bespoke permit, you will need to apply to vary it.

7 Information when changing or switching to any site based standard rule permit, continued

Exceptions

The exceptions to the above are:

- standard rule sets SR2015 No 1 (management of extractive waste from onshore oil and gas prospecting activities) and SR2014 No 4 (NORM waste from oil and gas production) where the risks from the interconnected activities have been considered together
- adding standard rule set SR2024 No 1 to an existing Part A(1) installation to allow research and development activities

Now go to [question 7.2](#)

7.2 Provide an updated plan or plans for the site

Submit an updated site plan or plans that meet the requirements set out below.

Document reference for the site plan or plans

Site plans

An example site plan is shown in [Appendix 5](#).

You can send us electronic copies of your plan. Alternatively, you can send us a paper copy provided it is either A3 or A4 size. For both formats, the plan must be legible at A4 size.

Where the activities are part of a larger site, the plan should show the whole site. Outline the area subject to the standard rules in green. This could be important when considering the proximity of the site to sensitive receptors.

If you are applying for more than one standard rule set, outline the area each activity takes place. Annotate the plan to make it clear which rule set will take place in which area.

Copyright

Please note that some plans and maps will be copyright. Unless you are using your own maps or plans or have paid for the copyright (for example with Ordnance Survey) you may not have the right to reproduce the map or plan.

For installations, waste and mining waste operations

Your site plan must also:

- identify all the land on which your activities will take place
- clearly show the outline of the site in a green colour
- show local features
- be drawn to scale
- include a scale bar
- include a north arrow
- include a date and a document reference

7 Information when changing or switching to any site based standard rule permit, continued

For discharges to surface water and ground

Your site plan must also show:

- the discharge point to the watercourse for discharges to surface water
- the point where the effluent enters the infiltration system for discharges to ground
- the inlet and discharge point for cooling circuit or heat exchangers (standard rules set SR2010 No 2 only)
- the representative sampling point or points
- the sewage treatment plant / site boundary
- local features

Now go to [section 8](#)

8 Your ability as an operator

For standalone water discharge activities, go to [question 8.6](#).

For any other facilities, complete the relevant questions as shown by the guidance notes.

8.1 Relevant convictions

Complete question 8.1 if you are adding any of the following to a permit for the first time:

- installation
- waste operation
- mining waste operation

It does not apply to applications from public bodies or ministerial government departments. For applications from one of these bodies, go to [question 8.3](#).

Do you, or any other relevant person, have any unspent relevant convictions?

No Now go to [question 8.2](#)

Yes Provide the details below

Name of the relevant person

Title (Mr, Mrs, Miss and so on)

First name

Last name

Position held at the time of the offence

8 Your ability as an operator, continued

Name of the court where the case was dealt with

Date of the conviction (DD/MM/YYYY)

Offence and penalty set

Date any appeal against the conviction will be heard (DD/MM/YYYY)

If necessary, use a separate sheet to provide details of other relevant convictions or other relevant people. Tell us below the reference number you have given the extra sheet.

Tick this box to confirm you have provided dates of birth for each relevant person in **Appendix 3** of this form.

For a list of relevant convictions and relevant people visit **Relevant convictions for environmental permits**.

Note: convictions of corporate bodies do not become spent.

Now go to **question 8.2**

8.2 Finances

Complete question 8.2 if you are adding, or changing to, any of the following permits:

- installation
- waste operation
- mining waste operation

It does not apply to applications from public bodies or ministerial government departments. For applications from one of these bodies, go to **question 8.3**.

Do you, or any relevant person, or a company in which you (or they) (or any relevant person) were a relevant person, have current or past bankruptcy or insolvency proceedings against you?

No

Yes Provide details below, including the required set-up costs (including infrastructure), maintenance and clean-up costs for the proposed change, against which a credit check may be assessed

8 Your ability as an operator, continued

Use a continuation sheet where necessary

Document reference for continuation sheet, (if applicable):

We may contact a credit reference agency for a report about your finances. For information on how we use your personal information visit [Environmental permits privacy notice](#).

Now go to [question 8.3](#)

8.3 Which technical competence scheme are you using?

Complete question 8.3 if:

- you are adding a relevant waste operation to a permit that has not had one before
- your changes will affect your current technical competence requirements, (relevant waste operation only)

If the question is not applicable, go to [question 8.6](#).

‘Relevant waste operations’ are one or both of the following:

- a waste operation (not carried on at an installation or by means of a Part B mobile plant).
- a specified waste management activity (certain installations carrying out waste management activities).

For further details about specified waste management activities, see the technical competence section of [regulation 4 of The Environmental Protection \(Miscellaneous Amendments\) \(England and Wales\) Regulations 2018](#).

Technical competence

We need to be satisfied that you will have sufficient technical ability to operate your facility.

To demonstrate your technical ability, you must comply with one of the government approved technical competence schemes. The two schemes currently approved are:

- [Chartered Institute of Wastes Management/Waste Management Industry Training and Advisory Board \(CIWM/WAMITAB\) scheme](#)
- [Energy and Utility Skills/Environmental Services Association/\(EU Skills/ESA\) scheme](#)

Tick the scheme(s) you are using to demonstrate your technical competence.

CIWM/WAMITAB Now go to [question 8.4](#)

EU Skills/ESA Now go to [question 8.5](#)

If you are using both schemes, answer question 8.4 first.

8 Your ability as an operator, continued

8.4 CIWM/WAMITAB scheme

If you apply for more than one standard rule set at the same site, you must demonstrate technical competence for each rule set.

Provide the following information for each technically competent manager (TCM). This must be for the TCM providing technical competence when the changes start.

8.4.1 Details of the technically competent manager

Title (Mr, Mrs, Miss and so on)

First name

Last name

Phone number

Email

Tick this box to confirm you have provided the date of birth for the TCM in **Appendix 4** of this form.

8.4.2 Complete Table 10 for any other sites where the manager provides technical competence.

This includes permits held by other operators and any other sites where they are intending to provide technically competent management.

Table 10

Permit number	Site address	Postcode

Continue on a separate sheet as required.

Document reference for the extra sheet (if applicable)

8 Your ability as an operator, continued

8.4.3 Provide evidence of technical competence

For information on how much time the TCM must be on site, visit [Legal operator and competence requirements: environmental permits](#).

Tick the relevant technical competence option. Then list the competence documents you are providing. The original and continuing competence must be relevant to the rule set you are applying for.

Primary competence qualification

a copy of the primary competence qualification certificate(s)

Document reference for primary competence qualification certificate(s)

copy of current continuing competence certificate(s).

This is required when the original qualification is over 2 years old.

Document reference for continuing competence certificate(s)

Deemed competence

evidence of deemed competence and current continuing competence certificate(s)

Document reference for evidence of deemed competence

Document reference for continuing competence certificate(s)

Environment Agency assessed competence

evidence of passing an Environment Agency assessment and current continuing competence certificate(s)

Document reference for evidence of passing assessment

Document reference for continuing competence certificate(s)

Transitional provisions (for previously exempt activities)

generic knowledge test certificate and current continuing competence certificate(s).

Document reference for generic knowledge test certificate

Document reference for continuing competence certificate(s)

8 Your ability as an operator, continued

The generic knowledge test option only applies to managers nominated under the 2010 exemption transitional arrangements.

Now go to [question 8.4.4](#)

8.4.4 Multiple technically competent managers

Will more than one technically competent manager (TCM) be provided for this site?

No If you are also using the EU Skills/ESA scheme, go to [question 8.5](#).
If you are only using the CIWM/WAMITAB scheme, go to [question 8.6](#).

Yes Use a continuation sheet to provide the information in questions 8.4.1 to 8.4.4 for each additional TCM

Document reference for continuation sheet, (if applicable)

If you are also using the EU Skills/ESA scheme, go to [question 8.5](#).

If you are only using the CIWM/WAMITAB scheme, go to [question 8.6](#).

8.5 EU Skills/ESA scheme

Tick this box to confirm you have included a copy of your Competence Management System (CMS) certificate and any appendices.

Document reference for certificate and appendices

Now go to [question 8.6](#)

8.6 Management systems

This question must be completed for all applications.

You must have an effective, written management system in place that identifies and reduces the risk of pollution. You can show this by using a certified scheme or your own system.

For guidance on developing a management system visit [Develop a management system: environmental permits](#).

You must regularly review and update your management system, including:

- whenever you apply to change (vary) your permit
- when you make changes to your site, operations or equipment that affect the activities covered by your permit

For waste and installation activities only: your management system must also explain your resilience to climate change. Visit [Climate change: risk assessment and adaptation planning in your management system](#).

For small sewage treatment activities only: your management system must ensure that your sewage treatment system is maintained and run effectively.

If you have a management system covering more than one site, it must explain what happens at each site. It must identify which parts of the management system is applicable at each site

8 Your ability as an operator, continued

8.6.1 Tick the box to confirm that you have read the guidance and that your management system will meet our requirements

8.6.2 What management system will you be using?

ISO 14001:2015

BS 8555 (Phases 1–5)

BS EN ISO 14005:2019

Green Dragon

EMAS Global

Own management system

Other

Now go to [section 10](#)

9 Removal of an entire standard rule activity

You can use this form to remove an entire standard rule activity from your permit (as a minor variation). This only applies if you are not reducing the area of land your permit covers. If you want to reduce the site area as well, you will need to surrender that part of the permit.

For further information on surrendering part of your permit visit [Change, transfer or cancel your environmental permit](#).

9.1 Provide details in the box below and tell us which standard rule activity you want removed

9.2 Provide an updated site plan or plans if the change affects them

Document reference for the site plan or plans (if applicable)

Now go to [section 10](#)

10 How to contact us

If you have difficulty using this form, please contact the person who sent it to you or contact us as shown below.

General enquiries: 03708 506 506 (Monday to Friday, 8am to 6pm) Textphone: 03702 422 549 (Monday to Friday, 8am to 6pm)

Email: enquiries@environment-agency.gov.uk

Website: www.gov.uk/government/organisations/environment-agency

10 How to contact us, continued

If you are happy with our service, please tell us. It helps us to identify good practice and encourages our staff. If you're not happy with our service, please tell us how we can improve it.

Please tell us if you need information in a different language or format (for example, in large print) so we can keep in touch with you more easily.

Feedback

You don't have to answer this part of the form, but it will help us improve our forms if you do.

We want to make our forms easy to fill in and easy to understand. Please use the space below to give us any comments you may have about this form.

How long did it take you to fill in this form?

Would you like a reply to your feedback?

Yes

No

Appendix 1: Low impact installation checklist

Guidance for applicants on low impact installations

The Industrial Emissions Directive (IED) requires us to permit all installations regardless of their potential for environmental harm.

Consequently, we have developed the Low Impact Installation (LII) approach. If the criteria for LII are met, then a simpler permitting approach is adopted but all other aspects of the Environmental Permitting Regulations (EPR) still apply. A LII standard rules permit can be applied for if the activities meet both the LII and relevant rules set criteria. LII sites are expected to require minimal regulatory effort by our staff.

For standard rules permits, such reduction in regulatory effort is reflected in lower permitting charges for operators. The low impact qualifying criteria are demanding, as they are not designed to circumvent the purposes of the IED Directive or the EP Regulations that implement them.

We do not consider the following waste activities under Schedule 1 of the Environmental Permitting Regulations to be eligible for the low impact approach:

- Section 5.1 – Incineration and co-incineration of waste
- Section 5.2 – Disposal of waste by landfill
- Section 5.3 – Disposal or recovery of hazardous waste, (except for standard rules SR2012 No 13 for the treatment of incinerator bottom ash)
- Section 5.4 – Disposal, recovery or a mix of disposal and recovery of non-hazardous waste (except for standard rules SR2009 No 2 for the regeneration of ion exchange resins)
- Section 5.6 – Temporary or underground storage of hazardous waste

Requirements on the operator

If you can comply with this guidance you may pay the lower subsistence charge, as set out in our charges scheme. You must first demonstrate through your permit application that your installation can only have a low impact on the environment. We will check that the application is duly made and meets the low impact criteria set out in this guidance. If we do not agree that the installation meets these criteria, we will not proceed to determine the application. Your application will be returned, and you will be advised to apply for a bespoke permit.

Your response to question 4g must show in sufficient detail that your installation meets each of the criteria set out below.

The permit that we issue to an operator of a LII will contain a rule set that meet the requirements of the Environmental Permitting Regulations. The permit will also aim to ensure that an installation is operated in such a way that all appropriate measures are taken to avoid pollution, in particular through the application of best available techniques (BAT) and achieving a high level of protection of the environment as a whole. The operator will be required to report each year that the installation is operating within the low impact criteria.

Appendix 1: Low impact installation checklist, continued

If you are applying for a standard rule that is a low impact installation (LII), you must complete this checklist.

Low impact installation criterion (see guidance box below)	Section of supporting document that shows how your proposed activity meets the LII criterion	Do you meet LII criterion?
A – Management techniques		Yes No
B – Waste water		Yes No
C – Abatement systems/releases to air		Yes No
D – Emissions to groundwater		Yes No
E – Waste production		Yes No
F – Energy consumption		Yes No
G – Accident prevention		Yes No
H – Noise		Yes No
I – Emissions of polluting substances		Yes No
J – Odour		Yes No
K – Compliance history		Yes No

If you answered 'No' to any of the above questions, your installation does not qualify as low impact. You will need to apply for a full bespoke permit for this activity.

Appendix 1: Low impact installation checklist, continued

Determination of low impact installations

We will determine what constitutes a low impact installation according to the principles set out below. You must demonstrate to our satisfaction that such is the nature of the installation, there is no reasonable likelihood that you will fail to meet any of these criteria.

- A. Management techniques:** All the criteria described below must be met without having to rely on significant management effort. In other words, the installation intrinsically must have only a low environmental impact, including under start up, shut down, or abnormal operating conditions.
- B. Waste water:** The installation must not release more than 50 m³ per day of waste water from process activities conducted at the installation. No account need be taken of the volume of water exported from the installation as product. Characterise and quantify any aqueous effluents released from the installation on a daily basis and provide justification that the installation releases no more than 50 m³ per day.
- C. Abatement systems/releases to air:** The installation must comply with the criteria in this guidance without having to rely on active abatement for releases to the environment outside of any buildings. Releases must not be dependent on continuing or correct operation of equipment, where failure of active pollution prevention systems could result in an unacceptable external release. For example, if the installation depends on active abatement in the form of scrubbers, filters or electrostatic precipitators to achieve the releases to the environment set out in this guidance, it is unlikely that it can be treated as having only a low potential for impact. However, abatement systems installed solely for the protection of workers (where abatement is not to attenuate external environmental releases) need not be included in this assessment.
- D. Emissions to groundwater:** There must be no planned or fugitive emission from the permitted installation into the ground, or any soakaway. This does not preclude the discharge of clean rainwater run-off into soakaways.
- E. Waste production:** The installation must not produce more than one tonne of waste or 10 kg of hazardous waste per day, averaged over a year, with no more than 20 tonnes of waste or 200 kg of hazardous waste being produced in any one day.
- F. Energy consumption:** The installation must not consume energy at a rate greater than 3 MW or, if the installation uses a combined heat and power installation to supply any internal process heat, 10 MW. These limits apply to the sum of energy imported as electricity and produced on site through the combustion of fuels.
- G. Accident prevention:** You must have in place satisfactory containment measures to prevent fugitive emissions to surface water, sewer or land and ensure that these are adequately maintained at all times. This requirement applies to all substances present on site and in any quantity.
- H. Noise:** There must be only a low potential for causing offence due to noise. An installation will not be considered as a low impact installation if it may give rise to noise noticeable outside the installation boundary. This requires the exercise of judgement, taking account of any history of noise complaint arising from the installation and consideration of the likely offsite noise levels and proximity of sensitive receptors. Describe the main sources of noise from the installation; the nearest noise sensitive locations; any relevant noise measurement surveys which have been undertaken and the proposed techniques and measures for the control of noise. Provide justification that there is only a low potential for offence due to noise.

Appendix 1: Low impact installation checklist, continued

- I. Emissions of polluting substances:** Justify that there will be no likelihood of a release to the environment of any particular substance from the whole installation at a rate greater than that determined as insignificant as set out in our guidance note (visit [Control and monitor emissions for your environmental permit](#)).

Describe the nature, quantities and sources of foreseeable emissions from the installation.

- J. Odour:** There must be only a low potential for giving offence due to odour. An installation will not be considered as a low impact installation if it may give rise to an offensive smell noticeable outside the installation boundary. This requires the exercise of judgement, taking account of any history of odour complaint from the installation and whether this class of activity is known by experience to give rise to smells. A significant possibility or actual history of excursions or fugitive emissions, for example from stored materials, would suggest that the installation could not be treated as having a low impact. Provide details of potential sources of odour from the installation, for example from stored materials, and justify that there is only a low potential for offence due to odour.

- K. Compliance history:** If any of the following enforcement actions have taken place at the same installation under the same management (and where appropriate, have not been overturned on appeal), then it will not normally be considered further as a low impact installation:

- prosecution*
- formal caution*
- suspension notice*
- enforcement notice relating to an actual or potential environment incident*

* (All under EPR or the equivalent under previous environmental regimes)

Appendix 2: Waste management plan checklist for standard rule SR2009 No 8 mining waste operation

This appendix must be completed when adding or changing to standard rules SR2009 No 8 – ‘the management of inert wastes and unpolluted soil resulting from the prospecting, extraction, treatment and storage of mineral resources and the working of quarries, at mines and quarries.’

Answer the questions in the appendix 2 checklist below. We may ask you for further details if you answer ‘No’ to any question.

Appendix 2 checklist

Questions	Answer
Do you have a waste management plan that you will operate to for the minimisation, treatment, recovery and safe disposal of extractive waste?	Yes No
Is it available for inspection by the Environment Agency on request?	Yes No
If the waste will be deposited, or will accumulate in a waste facility, does your waste management plan provide justification that it is not a Category A facility?	Yes No
Does your waste management plan characterise the waste in accordance with Annex II of the Mining Waste Directive?	Yes No
Does your waste management plan confirm that the waste is inert?	Yes No
Does your waste management plan provide an estimate of the total quantity of extractive waste to be generated during the operational phase?	Yes No
Does your waste management plan describe the operation generating the waste and any subsequent treatment of the waste?	Yes No
Does your waste management plan contain a description of how the environment and human health could be adversely affected by the deposit of extractive waste and the preventive measures that you will take to minimise the environmental impact during operation and after closure, including any control and monitoring procedures? Note: the plan should include, but not be limited to, selection of the location of the facility, preventive measures to minimise dust, noise, vibration and the run-off of waste from the activities.	Yes No
Does your waste management plan contain a proposed plan for the closure of the site?	Yes No
If you operate a mining waste facility, does your waste management plan contain a survey of the condition of the land to be affected by the waste facility?	Yes No N/A

Does the mining waste operation include one or more inert mining waste facilities?

No

Yes – Give the number of inert mining waste facilities below

Appendix 3: Date of birth information for relevant convictions

Date of birth information in this appendix will not be put on our Public Register.

Complete this appendix if you answered ‘Yes’ to **question 8.1**.

Name of relevant person 1

Date of birth (DD/MM/YYYY)

Name of relevant person 2

Date of birth (DD/MM/YYYY)

Name of relevant person 3

Date of birth (DD/MM/YYYY)

Name of relevant person 4

Date of birth (DD/MM/YYYY)

Name of relevant person 5

Date of birth (DD/MM/YYYY)

Use a continuation sheet if necessary

Document reference number of continuation sheet

Appendix 4: Date of birth information for technically competent managers

Date of birth information in this appendix will not be put on our Public Register.

This appendix only applies if are using the CIWM/WAMITAB scheme to demonstrate technical competence.

Complete this appendix you are applying to either:

- add a relevant waste operation to a permit that has not had one before
- make a change that will affect your current technical competence requirements, (relevant waste operation only)

Name of technically competent manager 1

Date of birth (DD/MM/YYYY)

Name of technically competent manager 2

Date of birth (DD/MM/YYYY)

Name of technically competent manager 3

Date of birth (DD/MM/YYYY)

Name of technically competent manager 4

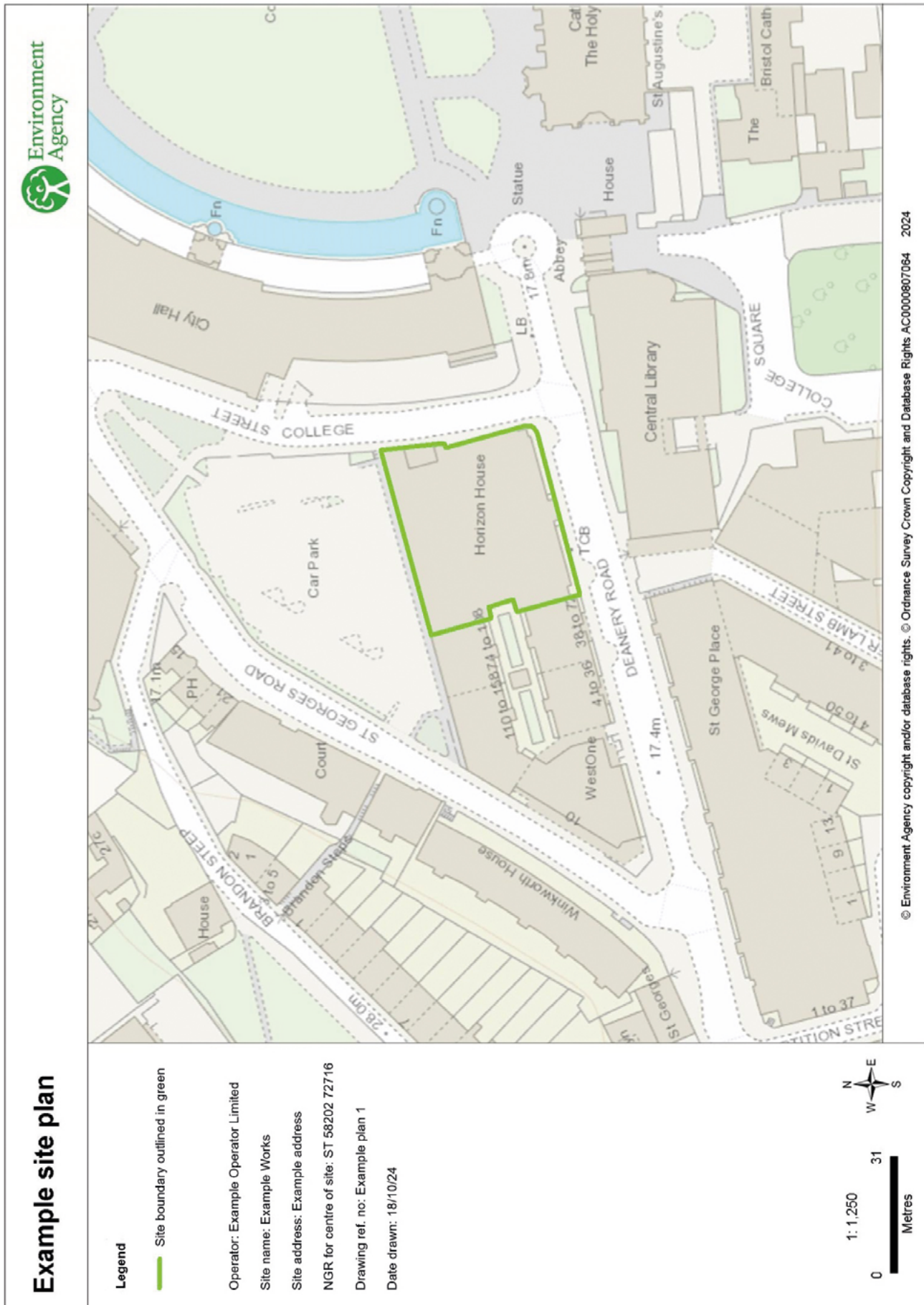
Date of birth (DD/MM/YYYY)

Use a continuation sheet if necessary

Document reference number of continuation sheet

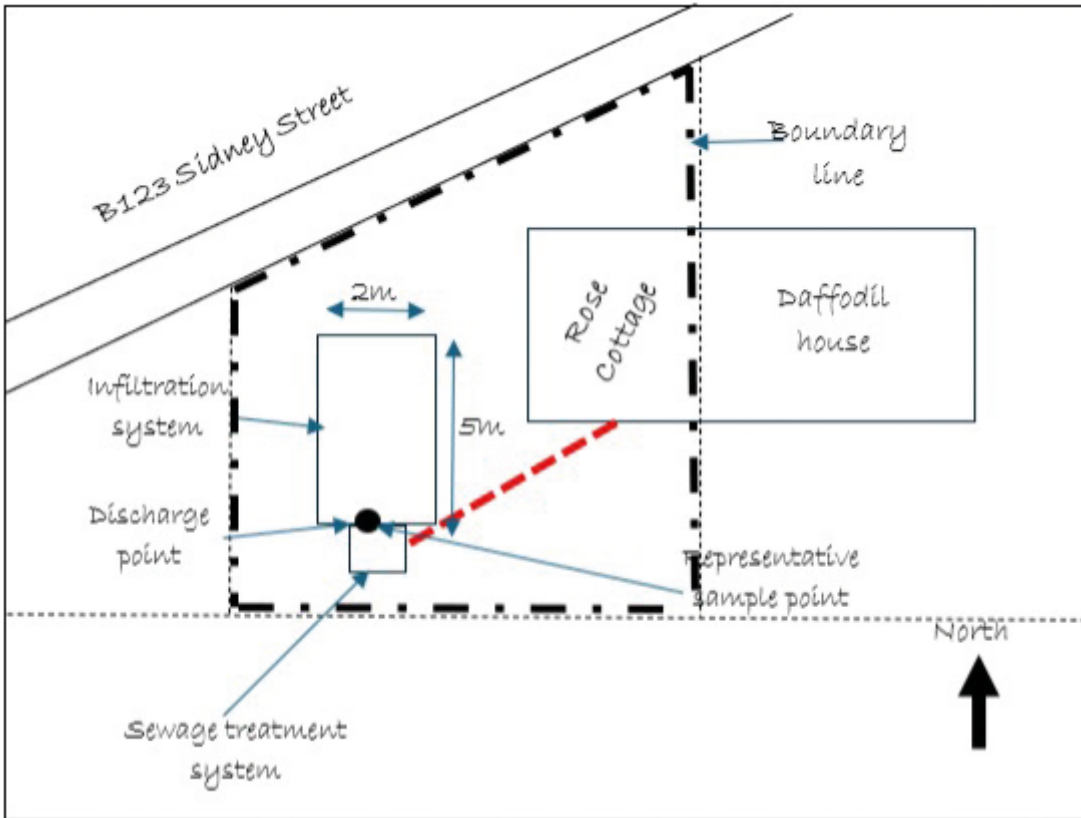
Appendix 5: Example site plan

Example 1: Waste operation and installation activities

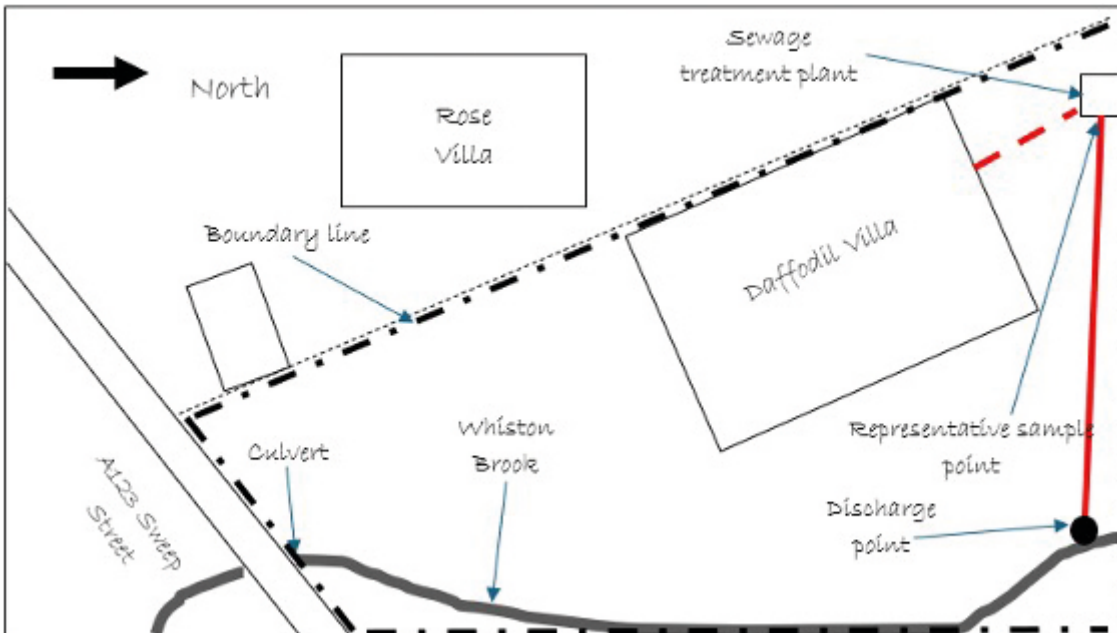


Appendix 5: Example site plan, continued

Example 2: Discharge to ground

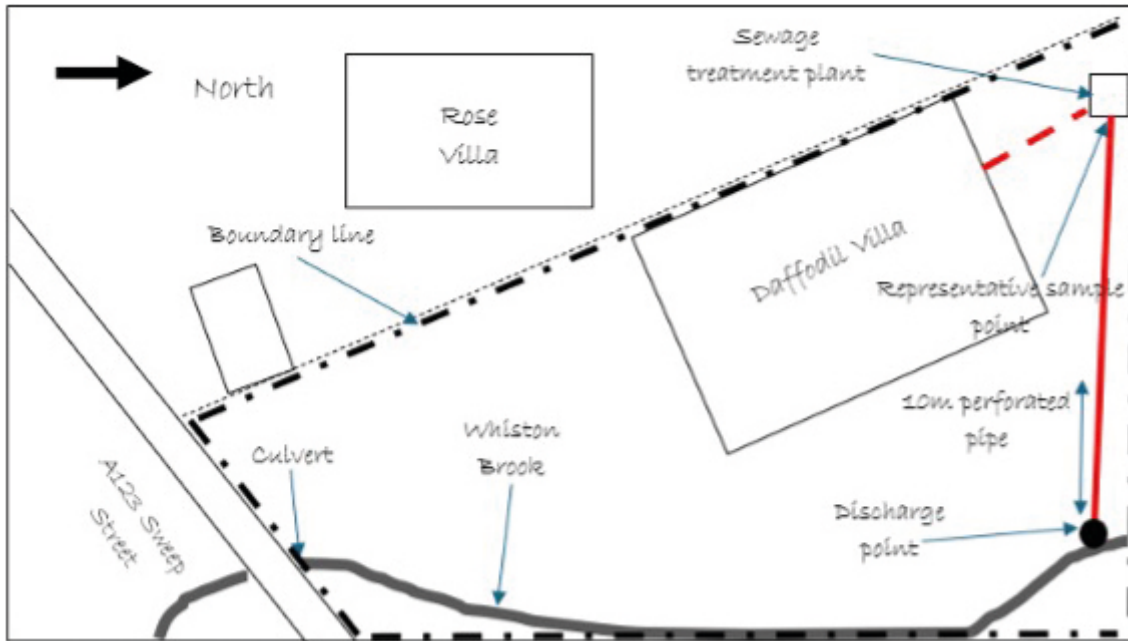


Example 3: Discharge to surface water



Appendix 5: Example site plan, continued

Example 4: Discharge to surface water via 10m perforated pipe



Appendix 6: General information for applicants

Site condition reports

For site based waste operation standard rule permits, we recommend you produce and maintain a site condition report. Do not submit it as part of your permit application.

You do not need a site condition report for standard rules for:

- mining waste facilities (as specified in the Mining Waste Directive)
- mobile plant permits
- stand-alone discharges to surface water

Waste exemptions

Waste exemptions are changing. This means that exemptions will not be allowed:

- at permitted sites
- where there is a direct link to a permitted site

For further information visit [Reforming the waste exemptions system](#).