



Summary data

Data from: 01 May 2026

Received

Quarter	ARAP applications	ARAP reviews	AFM applications	AFM reviews	ARAP reapplications
2026 - Q2	0	462	11	5	0
2026 - Q1	0	886	32	107	0
2025 - Q4	0	687	35	129	0
2025 - Q3	38	869	68	240	8
2025 - Q2	2,762	798	369	228	707
2025 - Q1	5,444	1,086	157	136	1,146
2024 - Q4	8,479	1,692	323	124	2,177
2024 - Q3	2,148	669	342	118	824
2024 - Q2	1,116	422	302	91	478

Decisions made

Quarter	ARAP applications	ARAP reviews	AFM applications	AFM reviews	ARAP reapplications
2026 - Q2	1,259	391	50	66	142
2026 - Q1	3,215	834	183	190	122
2025 - Q4	2,289	480	183	146	129
2025 - Q3	3,607	982	93	152	300
2025 - Q2	1,565	654	219	66	10
2025 - Q1	1,936	954	203	28	9
2024 - Q4	2,879	669	77	35	16
2024 - Q3	1,080	526	100	51	11
2024 - Q2	1,420	463	123	58	4

ARAP Applications - Total decisions to date

Data from: 01 May 2026

117,164

Total applications received to date

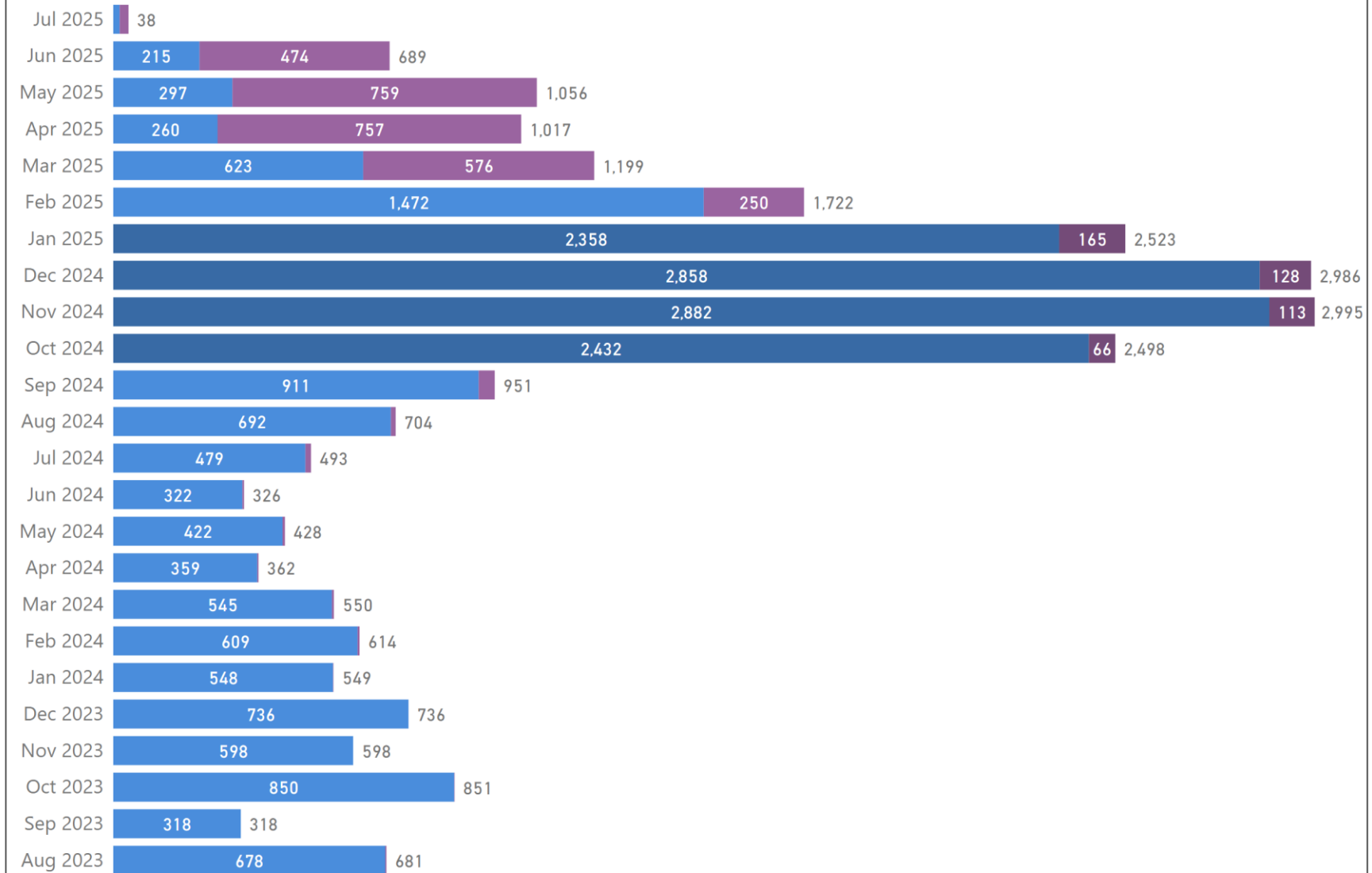
113,718

Total decisions made to date

Month received	Amount received	Decided to date	Percentage decided to date
Jul 2025	38	16	42.1%
Jun 2025	689	215	31.2%
May 2025	1,056	297	28.1%
Apr 2025	1,017	260	25.6%
Mar 2025	1,199	623	52.0%
Feb 2025	1,722	1,472	85.5%
Jan 2025	2,523	2,358	93.5%
Dec 2024	2,986	2,858	95.7%
Nov 2024	2,995	2,882	96.2%
Oct 2024	2,498	2,432	97.4%
Sep 2024	951	911	95.8%
Aug 2024	704	692	98.3%
Jul 2024	493	479	97.2%
Jun 2024	326	322	98.8%
May 2024	428	422	98.6%
Apr 2024	362	359	99.2%
Mar 2024	550	545	99.1%
Feb 2024	614	609	99.2%
Jan 2024	549	548	99.8%
Dec 2023	736	736	100.0%
Nov 2023	598	598	100.0%
Oct 2023	851	850	99.9%
Sep 2023	318	318	100.0%
Aug 2023	681	678	99.6%

Applications received per month • Decision made • Still outstanding

Surge period between Oct 2024 - Jan 2025 due to triples announcement





ARAP Applications - Key Performance Indicators (KPI) compliance

Data from: 01 May 2026

Non-complex KPIs

Total decided within 6 months	Total decided within 9 months	Total decided within 12 months
38.2%	54.3%	67.3%

60% of non-complex decisions within 6 months

Month received	Amount received	Amount decided within 6 months	Percentage decided within 6 months
Oct 2025	0	0	0.0%
Sep 2025	0	0	0.0%
Aug 2025	0	0	0.0%
Jul 2025	15	6	40.0%

95% of non-complex decisions within 9 months

Month received	Amount received	Amount decided within 9 months	Percentage decided within 9 months
Jul 2025	15	7	46.7%
Jun 2025	544	211	38.8%
May 2025	825	292	35.4%
Apr 2025	828	252	30.4%

100% of non-complex decisions within 12 months

Month received	Amount received	Amount decided within 12 months	Percentage decided within 12 months
Apr 2025	828	254	30.7%
Mar 2025	1,025	354	34.5%
Feb 2025	1,551	529	34.1%
Jan 2025	2,311	735	31.8%

Complex KPIs

Total decided within 9 months	Total decided within 18 months	Total decided within 24 months
16.6%	45.5%	59.0%

60% of complex decisions within 9 months

Month received	Amount received	Amount decided within 9 months	Percentage decided within 9 months
Jul 2025	23	9	39.1%
Jun 2025	145	1	0.7%
May 2025	231	1	0.4%
Apr 2025	189	3	1.6%

95% of complex decisions within 18 months

Month received	Amount received	Amount decided within 18 months	Percentage decided within 18 months
Oct 2024	152	95	62.5%
Sep 2024	71	40	56.3%
Aug 2024	52	43	82.7%
Jul 2024	40	29	72.5%

100% of complex decisions within 24 months

Month received	Amount received	Amount decided within 24 months	Percentage decided within 24 months
Apr 2024	27	24	88.9%
Mar 2024	36	32	88.9%
Feb 2024	38	31	81.6%
Jan 2024	47	46	97.9%



ARAP Reviews - Total decisions to date

Data from: 01 May 2026

16,976

Total reviews received to date

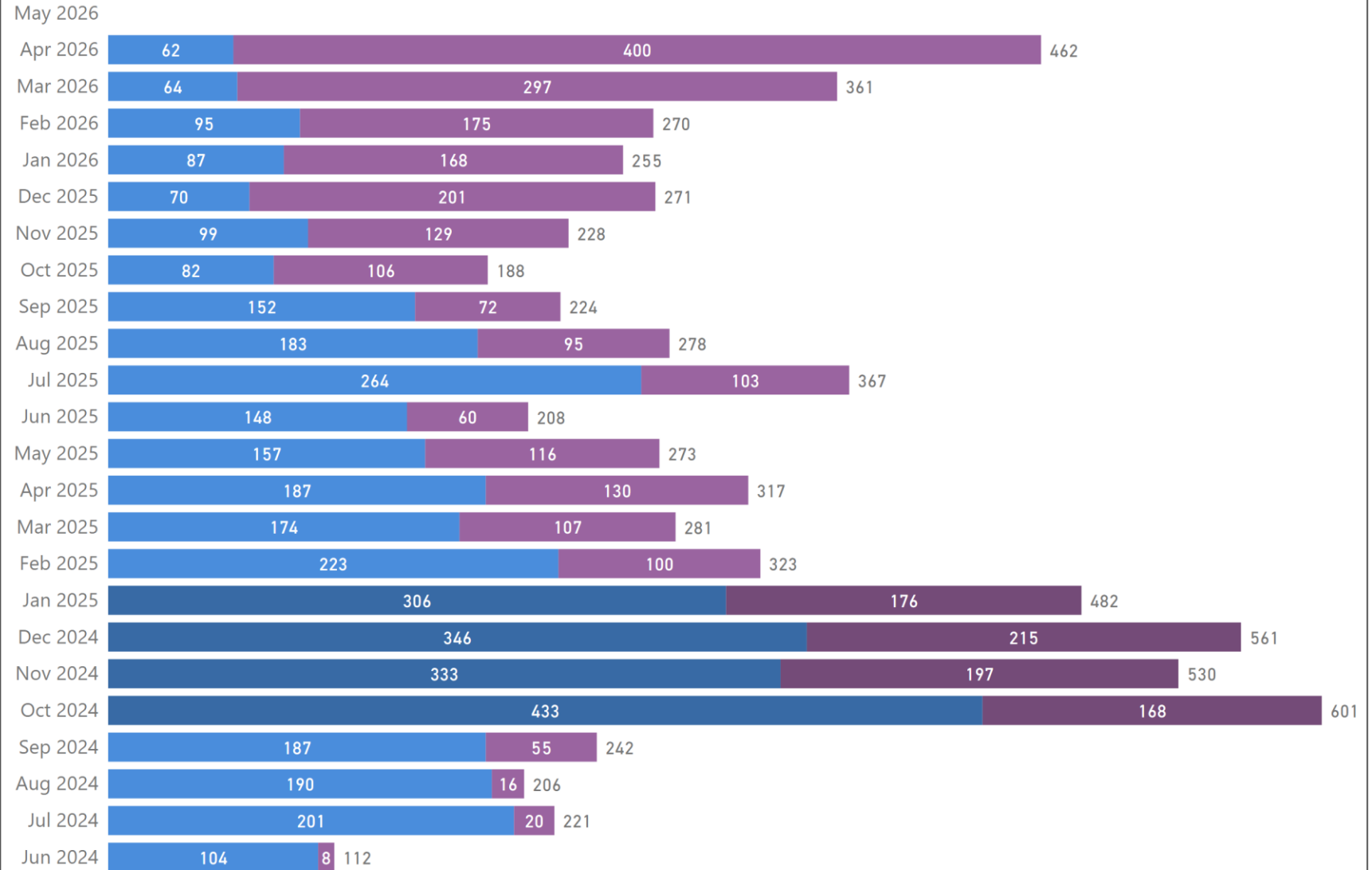
13,420

Total decisions made to date

Month received	Amount received	Decided to date	Percentage decided to date
May 2026	0	0	0.0%
Apr 2026	462	62	13.4%
Mar 2026	361	64	17.7%
Feb 2026	270	95	35.2%
Jan 2026	255	87	34.1%
Dec 2025	271	70	25.8%
Nov 2025	228	99	43.4%
Oct 2025	188	82	43.6%
Sep 2025	224	152	67.9%
Aug 2025	278	183	65.8%
Jul 2025	367	264	71.9%
Jun 2025	208	148	71.2%
May 2025	273	157	57.5%
Apr 2025	317	187	59.0%
Mar 2025	281	174	61.9%
Feb 2025	323	223	69.0%
Jan 2025	482	306	63.5%
Dec 2024	561	346	61.7%
Nov 2024	530	333	62.8%
Oct 2024	601	433	72.0%
Sep 2024	242	187	77.3%
Aug 2024	206	190	92.2%
Jul 2024	221	201	91.0%
Jun 2024	112	104	92.9%

Reviews received per month ● Decision made ● Still outstanding

Surge period between Oct 2024 - Jan 2025 due to triples announcement





ARAP Reviews - Key Performance Indicators (KPI) compliance

Non-complex KPIs

Total decided within 6 months	Total decided within 9 months	Total decided within 12 months
58.9%	60.6%	61.5%

60% of non-complex decisions within 6 months

Month received	Amount received	Amount decided within 6 months	Percentage decided within 6 months
Oct 2025	169	77	45.6%
Sep 2025	196	138	70.4%
Aug 2025	258	172	66.7%
Jul 2025	354	250	70.6%

95% of non-complex decisions within 9 months

Month received	Amount received	Amount decided within 9 months	Percentage decided within 9 months
Jul 2025	354	256	72.3%
Jun 2025	187	136	72.7%
May 2025	227	150	66.1%
Apr 2025	275	179	65.1%

100% of non-complex decisions within 12 months

Month received	Amount received	Amount decided within 12 months	Percentage decided within 12 months
Apr 2025	275	181	65.8%
Mar 2025	252	159	63.1%
Feb 2025	293	211	72.0%
Jan 2025	430	284	66.0%

Complex KPIs

Total decided within 9 months	Total decided within 18 months	Total decided within 24 months
11.8%	19.7%	25.1%

60% of complex decisions within 9 months

Month received	Amount received	Amount decided within 9 months	Percentage decided within 9 months
Jul 2025	13	8	61.5%
Jun 2025	21	6	28.6%
May 2025	46	3	6.5%
Apr 2025	42	1	2.4%

95% of complex decisions within 18 months

Month received	Amount received	Amount decided within 18 months	Percentage decided within 18 months
Oct 2024	70	19	27.1%
Sep 2024	14	3	21.4%
Aug 2024	12	4	33.3%
Jul 2024	15	2	13.3%

100% of complex decisions within 24 months

Month received	Amount received	Amount decided within 24 months	Percentage decided within 24 months
Apr 2024	10	5	50.0%
Mar 2024	20	8	40.0%
Feb 2024	25	5	20.0%
Jan 2024	31	7	22.6%

AFM Applications - Total decisions to date

Data from: 01 May 2026

3,733

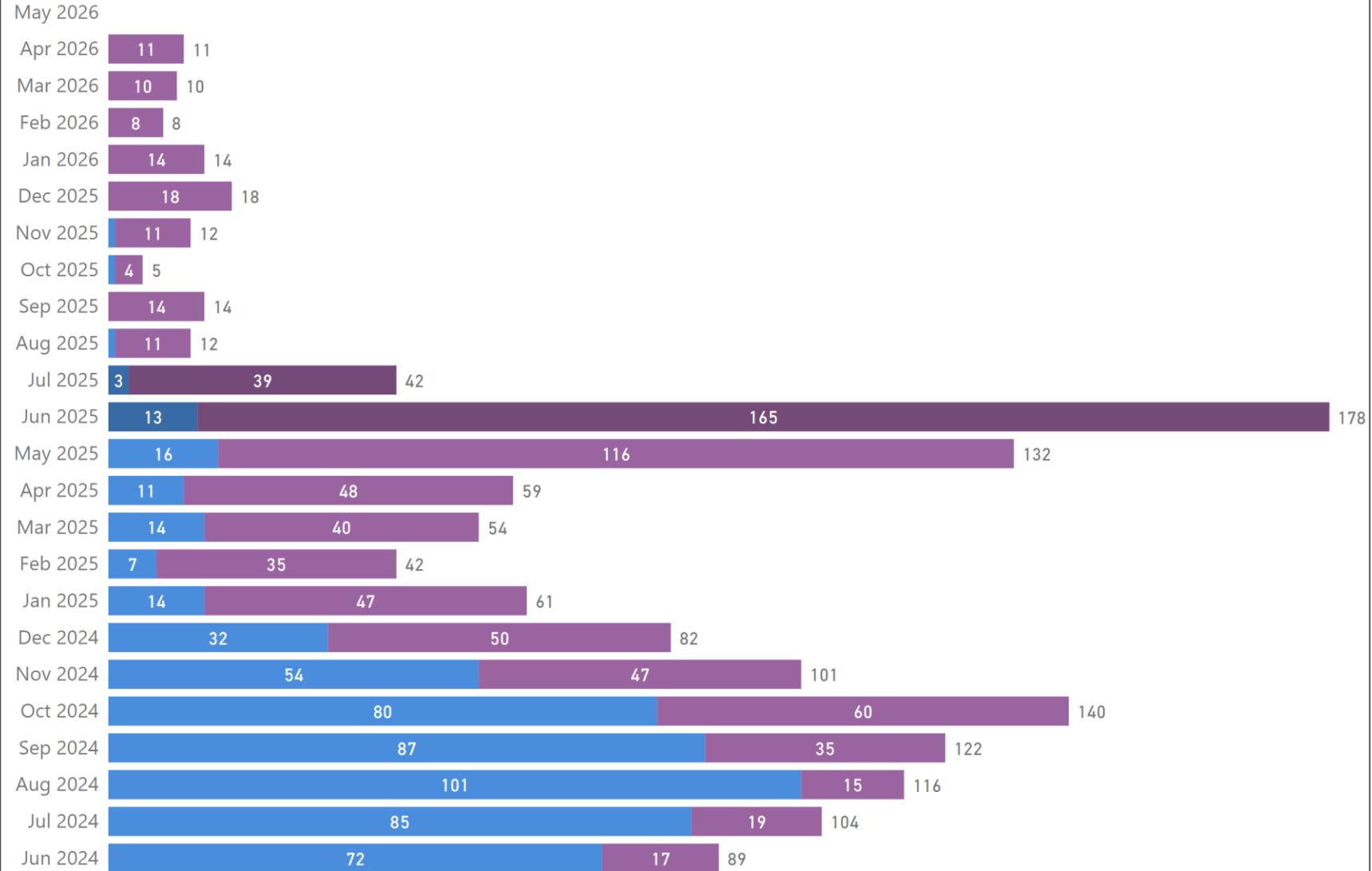
Total applications received to date

2,947

Total applications decided to date

**Surge period between Jun 2025 - Jul 2025
due to policy change announcement**

Applications received per month ● Decision made ● Still outstanding



Month received	Amount received	Decided to date	Percentage decided to date
May 2026	0	0	0.0%
Apr 2026	11	0	0.0%
Mar 2026	10	0	0.0%
Feb 2026	8	0	0.0%
Jan 2026	14	0	0.0%
Dec 2025	18	0	0.0%
Nov 2025	12	1	8.3%
Oct 2025	5	1	20.0%
Sep 2025	14	0	0.0%
Aug 2025	12	1	8.3%
Jul 2025	42	3	7.1%
Jun 2025	178	13	7.3%
May 2025	132	16	12.1%
Apr 2025	59	11	18.6%
Mar 2025	54	14	25.9%
Feb 2025	42	7	16.7%
Jan 2025	61	14	23.0%
Dec 2024	82	32	39.0%
Nov 2024	101	54	53.5%
Oct 2024	140	80	57.1%
Sep 2024	122	87	71.3%
Aug 2024	116	101	87.1%
Jul 2024	104	85	81.7%
Jun 2024	89	72	80.9%



AFM Applications - Key Performance Indicators (KPI) compliance

Data from: 01 May 2026

Non-complex KPIs

Total decided within 6 months

21.7%

Total decided within 9 months

28.1%

Total decided within 12 months

33.6%

60% of non-complex decisions within 6 months

Month received	Amount received	Amount decided within 6 months	Percentage decided within 6 months
Oct 2025	3	1	33.3%
Sep 2025	10	0	0.0%
Aug 2025	10	1	10.0%
Jul 2025	24	1	4.2%

95% of non-complex decisions within 9 months

Month received	Amount received	Amount decided within 9 months	Percentage decided within 9 months
Jul 2025	24	2	8.3%
Jun 2025	94	6	6.4%
May 2025	83	9	10.8%
Apr 2025	47	2	4.3%

100% of non-complex decisions within 12 months

Month received	Amount received	Amount decided within 12 months	Percentage decided within 12 months
Apr 2025	47	8	17.0%
Mar 2025	46	5	10.9%
Feb 2025	29	2	6.9%
Jan 2025	49	1	2.0%

Complex KPIs

Total decided within 9 months

35.8%

Total decided within 18 months

50.6%

Total decided within 24 months

55.4%

60% of complex decisions within 9 months

Month received	Amount received	Amount decided within 9 months	Percentage decided within 9 months
Jul 2025	14	1	7.1%
Jun 2025	77	7	9.1%
May 2025	49	6	12.2%
Apr 2025	12	3	25.0%

95% of complex decisions within 18 months

Month received	Amount received	Amount decided within 18 months	Percentage decided within 18 months
Oct 2024	44	19	43.2%
Sep 2024	31	18	58.1%
Aug 2024	31	26	83.9%
Jul 2024	39	30	76.9%

100% of complex decisions within 24 months

Month received	Amount received	Amount decided within 24 months	Percentage decided within 24 months
Apr 2024	26	20	76.9%
Mar 2024	42	36	85.7%
Feb 2024	45	29	64.4%
Jan 2024	40	35	87.5%



AFM Reviews - Total decisions to date

Data from: 01 May 2026

1,728

Total reviews received to date

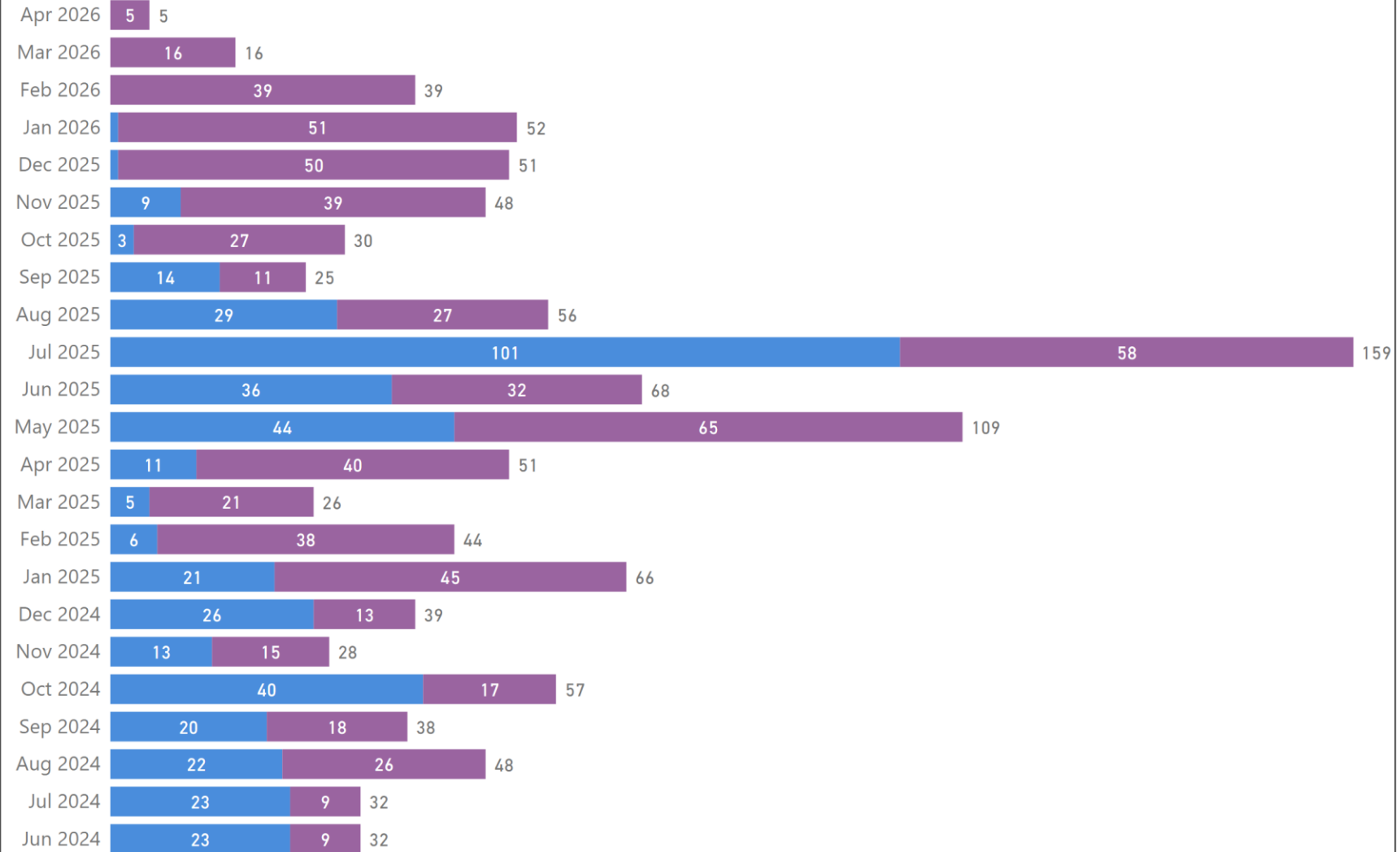
1,009

Total reviews decided to date

Month received	Amount received	Decided to date	Percentage decided to date
May 2026	0	0	0.0%
Apr 2026	5	0	0.0%
Mar 2026	16	0	0.0%
Feb 2026	39	0	0.0%
Jan 2026	52	1	1.9%
Dec 2025	51	1	2.0%
Nov 2025	48	9	18.8%
Oct 2025	30	3	10.0%
Sep 2025	25	14	56.0%
Aug 2025	56	29	51.8%
Jul 2025	159	101	63.5%
Jun 2025	68	36	52.9%
May 2025	109	44	40.4%
Apr 2025	51	11	21.6%
Mar 2025	26	5	19.2%
Feb 2025	44	6	13.6%
Jan 2025	66	21	31.8%
Dec 2024	39	26	66.7%
Nov 2024	28	13	46.4%
Oct 2024	57	40	70.2%
Sep 2024	38	20	52.6%
Aug 2024	48	22	45.8%
Jul 2024	32	23	71.9%
Jun 2024	32	23	71.9%

Reviews received per month: ● Decided to date ● Still outstanding

May 2026





AFM Reviews - Key Performance Indicators (KPI) compliance

Data from: 01 May 2026

Non-complex KPIs

Total decided within 6 months	Total decided within 9 months	Total decided within 12 months
29.1%	30.2%	31.6%

60% of non-complex decisions within 6 months

Month received	Amount received	Amount decided within 6 months	Percentage decided within 6 months
Oct 2025	28	3	10.7%
Sep 2025	24	14	58.3%
Aug 2025	54	28	51.9%
Jul 2025	157	101	64.3%

95% of non-complex decisions within 9 months

Month received	Amount received	Amount decided within 9 months	Percentage decided within 9 months
Jul 2025	157	101	64.3%
Jun 2025	66	35	53.0%
May 2025	108	41	38.0%
Apr 2025	49	5	10.2%

100% of non-complex decisions within 12 months

Month received	Amount received	Amount decided within 12 months	Percentage decided within 12 months
Apr 2025	49	10	20.4%
Mar 2025	25	4	16.0%
Feb 2025	40	3	7.5%
Jan 2025	63	8	12.7%

Complex KPIs

Total decided within 9 months	Total decided within 18 months	Total decided within 24 months
10.6%	21.6%	30.3%

60% of complex decisions within 9 months

Month received	Amount received	Amount decided within 9 months	Percentage decided within 9 months
Jul 2025	2	0	0.0%
Jun 2025	2	1	50.0%
May 2025	1	0	0.0%
Apr 2025	2	1	50.0%

95% of complex decisions within 18 months

Month received	Amount received	Amount decided within 18 months	Percentage decided within 18 months
Oct 2024	3	3	100.0%
Sep 2024	6	2	33.3%
Aug 2024	6	2	33.3%
Jul 2024	6	1	16.7%

100% of complex decisions within 24 months

Month received	Amount received	Amount decided within 24 months	Percentage decided within 24 months
Apr 2024	11	6	54.5%
Mar 2024	13	9	69.2%
Feb 2024	23	8	34.8%
Jan 2024	9	4	44.4%



ARAP Reapplications - Total decisions to date

Data from: 01 May 2026

8,867

Total reapplications received to date

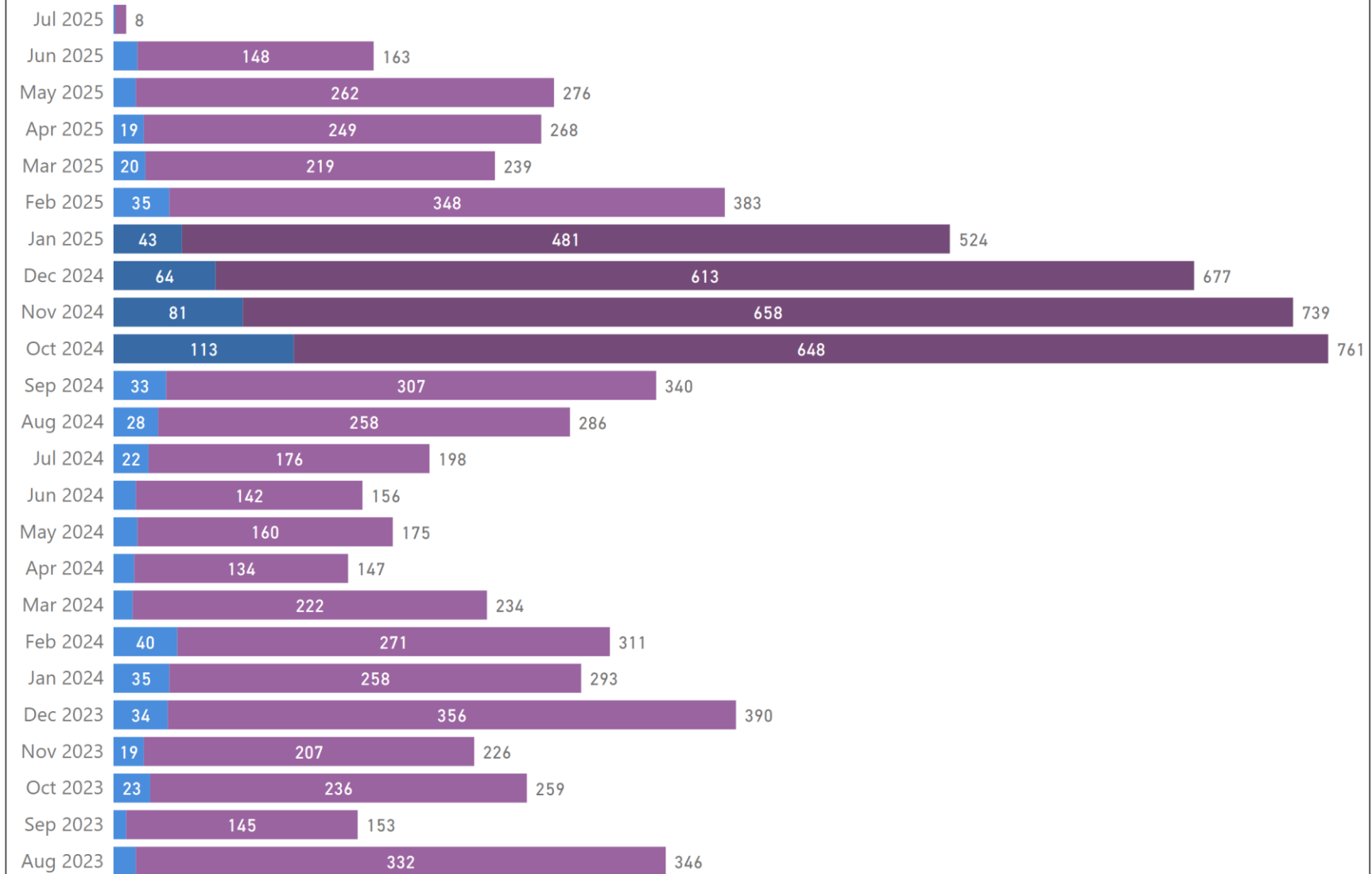
1,689

Total reapplications decided to date

Month received	Amount received	Decided to date	Percentage decided to date
Jul 2025	8	1	12.5%
Jun 2025	163	15	9.2%
May 2025	276	14	5.1%
Apr 2025	268	19	7.1%
Mar 2025	239	20	8.4%
Feb 2025	383	35	9.1%
Jan 2025	524	43	8.2%
Dec 2024	677	64	9.5%
Nov 2024	739	81	11.0%
Oct 2024	761	113	14.8%
Sep 2024	340	33	9.7%
Aug 2024	286	28	9.8%
Jul 2024	198	22	11.1%
Jun 2024	156	14	9.0%
May 2024	175	15	8.6%
Apr 2024	147	13	8.8%
Mar 2024	234	12	5.1%
Feb 2024	311	40	12.9%
Jan 2024	293	35	11.9%
Dec 2023	390	34	8.7%
Nov 2023	226	19	8.4%
Oct 2023	259	23	8.9%
Sep 2023	153	8	5.2%
Aug 2023	346	14	4.0%

Reapplications received per month: ● Decision made ● Still outstanding

Surge period between Oct 2024 - Jan 2025 due to triples announcement





ARAP Reapplications - Key Performance Indicators (KPI) compliance

Data from: 01 May 2026

Non-complex KPIs

Total decided within 6 months	Total decided within 9 months	Total decided within 12 months
0.8%	1.6%	2.7%

60% of non-complex decisions within 6 months

Month received	Amount received	Amount decided within 6 months	Percentage decided within 6 months
Oct 2025	0	0	0.0%
Sep 2025	0	0	0.0%
Aug 2025	0	0	0.0%
Jul 2025	4	0	0.0%

95% of non-complex decisions within 9 months

Month received	Amount received	Amount decided within 9 months	Percentage decided within 9 months
Jul 2025	4	1	25.0%
Jun 2025	134	6	4.5%
May 2025	230	7	3.0%
Apr 2025	224	7	3.1%

100% of non-complex decisions within 12 months

Month received	Amount received	Amount decided within 12 months	Percentage decided within 12 months
Apr 2025	224	9	4.0%
Mar 2025	185	6	3.2%
Feb 2025	299	7	2.3%
Jan 2025	440	12	2.7%

Complex KPIs

Total decided within 9 months	Total decided within 18 months	Total decided within 24 months
9.2%	18.0%	21.4%

60% of complex decisions within 9 months

Month received	Amount received	Amount decided within 9 months	Percentage decided within 9 months
Jul 2025	4	0	0.0%
Jun 2025	29	5	17.2%
May 2025	45	3	6.7%
Apr 2025	44	8	18.2%

95% of complex decisions within 18 months

Month received	Amount received	Amount decided within 18 months	Percentage decided within 18 months
Oct 2024	115	45	39.1%
Sep 2024	51	10	19.6%
Aug 2024	36	3	8.3%
Jul 2024	33	6	18.2%

100% of complex decisions within 24 months

Month received	Amount received	Amount decided within 24 months	Percentage decided within 24 months
Apr 2024	28	9	32.1%
Mar 2024	52	5	9.6%
Feb 2024	55	11	20.0%
Jan 2024	55	10	18.2%