



Ministry of Housing,
Communities &
Local Government



Easy
Read

Information for overseas electors

How to renew your registration
to vote



Overseas electors are British people who have moved to a different country, but can still vote in the UK.

Easy Read

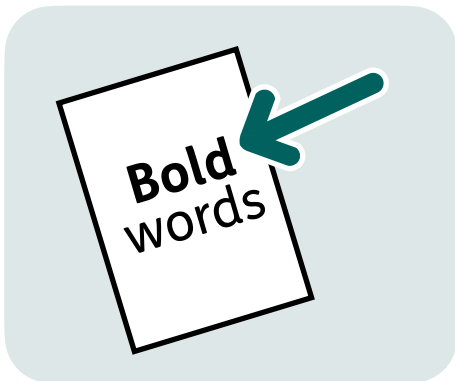


This is an Easy Read version of some information.

It uses easier words and pictures.



Some people may still want help to read it.



Some words are **bold** to show they are important.



We explain bold words if they are hard to understand.

What is in this booklet

About this booklet	4
About renewing your registration.....	5
How to renew by post.....	7
Information you need to send	9
How to renew online	13
After renewing	16
Find out more	17

About this booklet



This booklet is from the government.



It is information for **overseas electors**.

Overseas electors are British people who have moved to a different country, but who can still vote in the UK.



This booklet explains how you can renew your registration to vote.

We will explain more about what this is on the next page.

About renewing your registration



To be allowed to vote in the UK, you must register to vote with the government.



Overseas electors must **renew** their registration to vote every 3 years.

Renew means to update something.



You will get an email or a letter from your Electoral Registration Office when it is time to renew.



If you do not renew your registration, you will not be allowed to vote.

How to renew by post



To renew your registration by post, you need to send some information to your Electoral Registration Office.



We have made a form to show what information you need to send.


It is on pages 10 to 12.



You can tear the form out of this booklet.



Once you have filled in the form, you need to post it to your Electoral Registration Office.



You can find your Electoral Registration Office's address here:

www.electoralcommission.org.uk/voter



You do not have to use the form, but it may make sending your information easier.



If you do not use the form, list the information about yourself and then post it to your Electoral Registration Office.

Information you need to send



Your name:



Your date of birth:



Your address in the UK, where you lived when you registered to vote:



Your address outside of the UK, where you live now:



Your phone number:



Your email address:

Please also sign your name and write today's date on the next page to say that:



1. You are British but do not live in the UK.




2. The information in this form is true.



3. The information in this form will be used on the voter register.



4. You understand that if you have given fake information in this form, you could get a fine or go to prison.




Sign here:



Write today's date here:

How to renew online

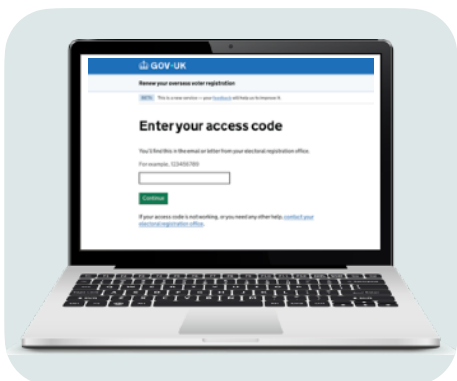
To renew your registration online, follow these steps:



1. Scan the QR code in the email or letter you got from your Electoral Registration Office.



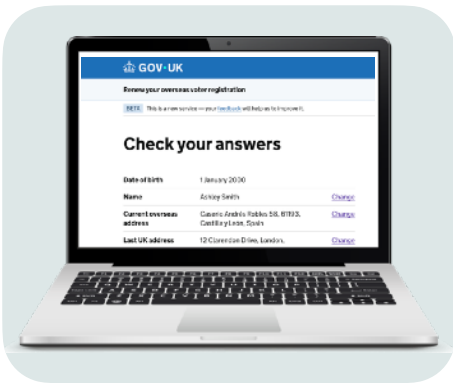
2. Click the green button that says 'renew now'.




3. Type your access code.
You will find this in the email or letter you got from your Electoral Registration Office.



4. Type your date of birth.
Information about you will come up on your screen.



5. Check that the information about you is right and change anything that is wrong.



6. Click the green button that says 'accept and send'.



7. You will be told what to do next.



You will need to apply again if you want to vote by post or to get someone to vote for you when you renew your registration.




To apply to vote by post go to:
www.gov.uk/apply-postal-vote



You can also get someone to vote for you here:
www.gov.uk/apply-proxy-vote

After renewing



After you have renewed your registration to vote, your Electoral Registration Office will check your information.

They will contact you to either:



- Tell you that your renewed registration has been accepted.



- Ask for more information if needed.

Find out more



If you are having problems with the form in this booklet, or you need more information, please contact your Electoral Registration Office.



You can find your Electoral Registration Office's email address or postal address here:

www.electoralcommission.org.uk/voter