

Annex C - Consolidated Drawing Schedule and revised drawings

Consolidated Drawing Schedule

	Column 1	Column 2	Column 3	Column 4
	Drawing number from Planning (Addendum 2) Drawing List	Link to redacted drawings on inquiry website	Link to location of unredacted indicative drawings	Nature of Remaining Redaction
1	B1_P11_09 Proposed basement floor plan, Johnson Smirke building	CD1.03C p2	INQ11 p42	<p>No redaction to the original drawing. The Rev 01 has been labelled to identify the principle use of the space in line with INQ11 p42 for information purposes. All information has been provided before the Inquiry</p> <p>Use information for smaller rooms (areas with no public access) is not shown, which is however irrelevant to the planning.</p> <p><u>All works to heritage features shown.</u></p>
2	B1_P11_10 Proposed ground floor plan, Johnson Smirke building	CD1.03C p3	Fig 6.10.4 p91 CD11.03 INQ11 p41	<p>No redaction to the original drawing. The Rev 01 has been labelled to identify the principle use of the space in line with CD11.03 p91 Fig 6.10.4 and INQ11 p41 for information purposes. All information has been provided before the Inquiry.</p> <p>Use information for smaller rooms (areas with no public access) is not shown, which is however irrelevant to the planning.</p> <p><u>All works to heritage features shown.</u></p>
3	B1_P11_11 Proposed first floor plan, Johnson Smirke building	CD1.03C p4	Fig 6.10.3 p91 CD11.03 INQ11 p42	<p>No redaction to the original drawing. The Rev 01 has been labelled to identify the principle use of the space in line with CD11.03 p91 Fig 6.10.3 and INQ11 p42 for information purposes. All information has been provided before the Inquiry.</p> <p>Use information for smaller rooms (areas with no public access) is not shown, which is however irrelevant to the planning.</p> <p><u>All works to heritage features shown.</u></p>
4	B1_P11_12 Proposed second floor plan, Johnson Smirke building	CD1.03C p5	INQ11 p43	<p>No redaction to the original drawing. The Rev 01 has been labelled to identify the principle use of the space in line with INQ11 p43 for information purposes. All information has been provided before the Inquiry.</p> <p>Use information for smaller rooms (areas with no public access) is not shown, which is however irrelevant to the planning.</p> <p><u>All works to heritage features shown.</u></p>
5	B1_P11_13 Proposed third floor plan, Johnson Smirke building	CD1.03C p6	INQ11 p43	<p>No redaction to the original drawing. The Rev 01 has been labelled to identify the principle use of the space in line with INQ11 p43 for information purposes. All information has been provided before the Inquiry.</p> <p>Use information for smaller rooms (areas with no public access) is not shown, which is however irrelevant to the planning.</p> <p><u>All works to heritage features shown.</u></p>

6	B1_P11_14 Proposed roof plan, Johnson Smirke building	CD1.03C p7		<p>Unnecessarily listed as 'redacted' in the drawing register. No changes.</p> <p>All works to heritage features shown.</p>
7	B2_P11_09 Proposed basement floor plan, Seaman's Registry Building	CD1.03C p18	INQ11 p52	<p>No redaction to the original drawing. The Rev 01 has been labelled to identify the principle use of the space in line with INQ11 p52 for information purposes. All information has been provided before the Inquiry.</p> <p>Use information for remaining rooms (areas with no public access) is not shown, which is however irrelevant to the planning.</p> <p><u>All works to heritage features shown.</u></p>
8	B2_P11_10 Proposed ground floor plan, Seaman's Registry Building	CD1.03C p19	Fig 6.11.4 p93 CD11.03 Applicant PoE-Design INQ11 p53	<p>No redaction to the original drawing. The Rev 01 has been labelled to identify the principle use of the space in line with CD11.03 p93 Fig 6.11.4 and INQ11 p53 (ground floor plan) for information purposes. All information has been provided before the Inquiry.</p> <p>Use information for remaining rooms (areas with no public access) is not shown, which is however irrelevant to the planning.</p> <p><u>All works to heritage features shown.</u></p>
9	B2_P11_11 Proposed first floor plan, Seaman's Registry Building	CD1.03C p20	Fig 6.11.3 p93 CD11.03 Applicant PoE-Design	<p>No redaction to the original drawing. The Rev 01 has been labelled to identify the principle use of the space in line with CD11.03 p93 Fig 6.11.3 and INQ11 p53 (typical upper floor plan) for information purposes. All information has been provided before the Inquiry.</p> <p>Use information for remaining rooms (areas with no public access) is not shown, which is however irrelevant to the planning.</p> <p><u>All works to heritage features shown.</u></p>
10	B2_P11_12 Proposed second floor plan, Seaman's Registry Building	CD1.03C p21		<p>No redaction to the original drawing. The Rev 01 has been labelled to identify the principle use of the space in line with INQ11 p53 (typical upper floor plan) for information purposes. All information has been provided before the Inquiry.</p> <p>Use information for remaining rooms (areas with no public access) is not shown, which is however irrelevant to the planning.</p> <p><u>All works to heritage features shown.</u></p>
11	B2_P11_13 Proposed third floor plan, Seaman's Registry Building	CD1.03C p22		<p>No redaction to the original drawing. The Rev 01 has been labelled to identify the principle use of the space in line with INQ11 p53 (typical upper floor plan) for information purposes. All information has been provided before the Inquiry.</p> <p>Use information for remaining rooms (areas with no public access) is not shown, which is however irrelevant to the planning.</p> <p>All works to heritage features shown.</p>

12	B2_P11_14 Proposed fourth floor plan, Seaman's Registry Building	CD1.03C p23		<p>No redaction to the original drawing. The Rev 01 has been labelled to identify the principle use of the space for information purposes. All information has been provided before the Inquiry.</p> <p>Use information for remaining rooms (areas with no public access) is not shown, which is however irrelevant to the planning.</p> <p><u>All works to heritage features shown.</u></p>
13	B2_P11_15 Proposed roof floor plan, Seaman's Registry Building	CD1.03C p24		<p>Unnecessarily listed as 'redacted' in the drawing register. No changes.</p> <p>All works to heritage features shown.</p>
14	B3a_P11_09 Proposed basement plan, Cultural Exchange Building	CD1.03C p37	Fig 6.12.12 p99 CD11.03 Applicant PoE-Design INQ11 p60	<p>The Cultural Exchange Building layout in Rev 01 has been unredacted. The details are in line with CD11.03 p99 Fig6.12.12 and INQ11 p60. All information has been provided before the Inquiry.</p> <p>Use information for remaining rooms (areas with no public access) is not shown, which is however irrelevant to the planning.</p>
15	B3a_P11_10 Proposed upper ground floor plan, Cultural Exchange Building	CD1.03C p38	Fig 6.12.14 p99 CD11.03 Applicant PoE-Design INQ11 p61	<p>The Cultural Exchange Building layout in Rev 01 has been unredacted. The details are in line with CD11.03 p99 Fig6.12.14 and INQ11 p61. All information has been provided before the Inquiry.</p> <p>Use information for remaining rooms (areas with no public access) is not shown, which is however irrelevant to the planning.</p>
16	B3a_P11_11 Proposed first floor plan, Cultural Exchange Building	CD1.03C p39	INQ11 p62	<p>The Cultural Exchange Building layout in Rev 01 has been unredacted. The details are in line with INQ11 p62. All information has been provided before the Inquiry.</p> <p>Use information for remaining rooms (areas with no public access) is not shown, which is however irrelevant to the planning.</p>
17	B3a_P11_12 Proposed second floor plan, Cultural Exchange Building	CD1.03C p40	INQ11 p63	<p>The Cultural Exchange Building layout in Rev 01 has been unredacted. The details are in line with INQ11 p63 second floor layout. All information has been provided before the Inquiry.</p> <p>Use information for remaining rooms (areas with no public access) is not shown, which is however irrelevant to the planning.</p>
18	B3a_P11_13 Proposed third floor plan, Cultural Exchange Building	CD1.03C p41	INQ11 p63	<p>The Cultural Exchange Building layout in Rev 01 has been unredacted. The details are in line with INQ11 p63 third floor layout. All information has been provided before the Inquiry.</p> <p>Use information for remaining rooms (areas with no public access) is not shown, which is however irrelevant to the planning.</p>

19	B3a_P11_14 Proposed fourth floor plan, Cultural Exchange Building	CD1.03C p42	INQ11 p64	<p>The Cultural Exchange Building layout in Rev 01 has been unredacted. The details are in line with INQ11 p64 fourth floor layout. All information has been provided before the Inquiry.</p> <p>Use information for remaining rooms (areas with no public access) is not shown, which is however irrelevant to the planning.</p>
20	B3a_P11_15 Proposed fifth floor plan, Cultural Exchange Building	CD1.03C p43	INQ11 p64	<p>The Cultural Exchange Building layout in Rev 01 has been unredacted. The details are in line with INQ11 p64 fifth floor layout. All information has been provided before the Inquiry.</p> <p>Use information for remaining rooms (areas with no public access) is not shown, which is however irrelevant to the planning.</p>
21	B3a_P11_16 Proposed sixth floor plan, Cultural Exchange Building	CD1.03C p44		<p>The Cultural Exchange Building layout in Rev 01 has been unredacted. All information has been provided before the Inquiry.</p> <p>Use information for remaining rooms (areas with no public access) is not shown, which is however irrelevant to the planning.</p>
22	B3a_P11_17 Proposed roof plan, Cultural Exchange Building	CD1.03C p45		<p>Unnecessarily listed as 'redacted' in the drawing register. No changes.</p>
23	B3b_P11_08 Proposed basement plan, Embassy House, North	CD7.05 1510_A_B3b_11_08_01		<p>The Embassy House layout in Rev 02 has been unredacted. All information has been provided before the Inquiry.</p> <p>Use information for the remaining spaces (areas with no public access) is not shown, which is however irrelevant to the planning.</p>
24	B3b_P11_09 Proposed basement plan, Embassy House, South	CD7.05 1510_A_B3b_11_09_01		<p>The Embassy House layout in Rev 02 has been unredacted. All information has been provided before the Inquiry.</p> <p>Use information for the remaining spaces (areas with no public access) is not shown, which is however irrelevant to the planning.</p>
25	B3b_P11_10 Proposed ground floor plan, Embassy House, North	CD7.05 1510_A_B3b_11_10_01	Fig 6.13.6 p104 CD11.03 Applicant PoE-Design INQ11 p78	<p>The Embassy House layout in Rev 02 has been unredacted. The details are in line with CD11.03 p104 Fig 6.13.6 and INQ11 p78. All information has been provided before the Inquiry.</p> <p>Use information for the remaining spaces (areas with no public access) is not shown, which is however irrelevant to the planning.</p>
26	B3b_P11_11 Proposed ground floor plan, Embassy House, South	CD7.05 1510_A_B3b_11_11_01	Fig 6.13.6 p104 CD11.03 Applicant PoE-Design	<p>The Embassy House layout in Rev 02 has been unredacted. The details are in line with CD11.03 p104 Fig 6.13.6. All information has been provided before the Inquiry.</p> <p>Use information for the remaining spaces (areas with no public access) is not shown, which is however irrelevant to the planning.</p>

27	B3b_P11_12 Proposed first floor plan, Embassy House, North	CD7.05 1510_A_B3b_11_12_01		<p>The Embassy House layout in Rev 02 has been unredacted. The details are in line with INQ11 p79 Embassy House typical floor plan. All information has been provided before the Inquiry.</p> <p>Layouts of the units are shown in separate Unit Layout Plan.</p>
28	B3b_P11_13 Proposed first floor plan, Embassy House, South	CD7.05 1510_A_B3b_11_13_01		<p>The Embassy House layout in Rev 02 has been unredacted. The details are in line with INQ11 p79 Embassy House typical floor plan. All information has been provided before the Inquiry.</p> <p>Layouts of the units are shown in separate Unit Layout Plan.</p>
29	B3b_P11_14 Proposed second floor plan, Embassy House, North	CD7.05 1510_A_B3b_11_14_01		<p>The Embassy House layout in Rev 02 has been unredacted. The details are in line with INQ11 p79 Embassy House typical floor plan. All information has been provided before the Inquiry.</p> <p>Layouts of the units are shown in separate Unit Layout Plan.</p>
30	B3b_P11_15 Proposed second floor plan, Embassy House, South	CD7.05 1510_A_B3b_11_15_01		<p>The Embassy House layout in Rev 02 has been unredacted. The details are in line with INQ11 p79 Embassy House typical floor plan. All information has been provided before the Inquiry.</p> <p>Layouts of the units are shown in separate Unit Layout Plan.</p>
31	B3b_P11_16 Proposed third floor plan, Embassy House, North	CD7.05 1510_A_B3b_11_16_01		<p>The Embassy House layout in Rev 02 has been unredacted. The details are in line with INQ11 p79 Embassy House typical floor plan. All information has been provided before the Inquiry.</p> <p>Layouts of the units are shown in separate Unit Layout Plan.</p>
32	B3b_P11_17 Proposed third floor plan, Embassy House, South	CD7.05 1510_A_B3b_11_17_01		<p>The Embassy House layout in Rev 02 has been unredacted. The details are in line with INQ11 p79 Embassy House typical floor plan. All information has been provided before the Inquiry.</p> <p>Layouts of the units are shown in separate Unit Layout Plan.</p>
33	B3b_P11_18 Proposed fourth floor plan, Embassy House, North	CD7.05 1510_A_B3b_11_18_01		<p>The Embassy House layout in Rev 02 has been unredacted. The details are in line with INQ11 p79 Embassy House typical floor plan. All information has been provided before the Inquiry.</p> <p>Layouts of the units are shown in separate Unit Layout Plan.</p>
34	B3b_P11_19 Proposed fourth floor plan, Embassy House, South	CD7.05 1510_A_B3b_11_19_01		<p>The Embassy House layout in Rev 02 has been unredacted. The details are in line with INQ11 p79 Embassy House typical floor plan. All information has been provided before the Inquiry.</p> <p>Layouts of the units are shown in separate Unit Layout Plan.</p>

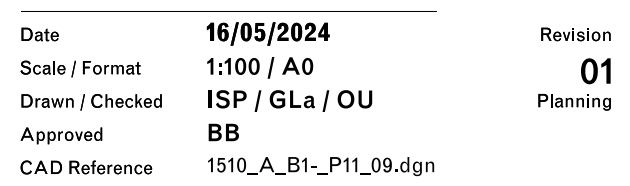
35	B3b_P11_20 Proposed fifth floor plan, Embassy House, North	CD7.05 1510_A_B3b_11_20_01		The Embassy House layout in Rev 02 has been unredacted. The details are in line with INQ11 p79 Embassy House typical floor plan. All information has been provided before the Inquiry. Layouts of the units are shown in separate Unit Layout Plan.
36	B3b_P11_21 Proposed fifth floor plan, Embassy House, South	CD7.05 1510_A_B3b_11_21_01		The Embassy House layout in Rev 02 has been unredacted. The details are in line with INQ11 p79 Embassy House typical floor plan. All information has been provided before the Inquiry. Layouts of the units are shown in separate Unit Layout Plan.
37	B3b_P11_22 Proposed sixth floor plan, Embassy House, North	CD7.22 1510_A_B3b_11_22	Fig 6.13.8 p105 CD11.03 Applicant PoE- Design INQ11 p80	The Embassy House layout in Rev 03 has been unredacted. The details are in line with CD11.03p105 Fig 6.13.8 and INQ11 p80. All information has been provided before the Inquiry Layouts of the units are shown in separate Unit Layout Plan.
38	B3b_P11_23 Proposed sixth floor plan, Embassy House, South	CD7.22 1510_A_B3b_11_23	Fig 6.13.8 p105 CD11.03 Applicant PoE- Design INQ11 p80	The Embassy House layout in Rev 03 has been unredacted. The details are in line with CD11.03p105 Fig 6.13.8 and INQ11 p80. All information has been provided before the Inquiry Layouts of the units are shown in separate Unit Layout Plan.
39	B3b_P11_24 Proposed seventh floor plan, Embassy House, North	CD7.22 1510_A_B3b_11_24		The Embassy House layout in Rev 03 has been unredacted. All information has been provided before the Inquiry
40	B3b_P11_25 Proposed seventh floor plan, Embassy House, South	CD7.22 1510_A_B3b_11_25		The Embassy House layout in Rev 03 has been unredacted. All information has been provided before the Inquiry
41	B3b_P11_26 Proposed roof floor plan, Embassy House, North	CD7.22 1510_A_B3b_11_26	Fig 6.13.7 p105 CD11.03 Applicant PoE- Design INQ11 p80	The Embassy House layout in Rev 03 has been unredacted. The details are in line with CD11.03p105 Fig 6.13.7 and INQ11 p80. All information has been provided before the Inquiry.
42	B3b_P11_27 Proposed roof floor plan, Embassy House, South	CD7.22 1510_A_B3b_11_27	Fig 6.13.7 p105 CD11.03 Applicant PoE- Design INQ11 p80	The Embassy House layout in Rev 03 has been unredacted. The details are in line with CD11.03p105 Fig 6.13.7 and INQ11 p80. All information has been provided before the Inquiry.
43	B3b_P21_11 Proposed unit flat layouts, Embassy House	CD7.22 1510_A_B3b_21_11_Unit layouts		Unnecessarily listed as 'redacted' in the drawing register. No changes.
44	B3b_P21_12 Proposed unit flat layouts, Embassy House	CD7.22 1510_A_B3b_21_12_Unit layouts		Unnecessarily listed as 'redacted' in the drawing register. No changes.

45	B4_11_05 Location plan, Proposed scheme	CD1.03C p86		Unnecessarily listed as 'redacted' in the drawing register. No changes.
46	B4_11_08 Site plan, Proposed scheme	CD1.03C p87		Unnecessarily listed as 'redacted' in the drawing register. No changes.
47	B4_11_09 Proposed basement plan, Masterplan	CD7.05 1510_A_B4_11_09_01		The Proposed basement master plan in Rev 02 has been unredacted. All information has been provided before the Inquiry.
48	B4_11_10 Proposed ground floor plan, Masterplan	CD7.05 1510_A_B4_11_10_01		The Proposed ground floor master plan in Rev 02 has been unredacted. All information has been provided before the Inquiry.
49	B4_11_11 Proposed roof plan, Masterplan	CD7.22 1510_A_B4_11_11		Unnecessarily listed as 'redacted' in the drawing register. No changes.
50	B4_11_12 Proposed paving plan, Masterplan	CD7.22 1510_A_B4_11_12_01		The Proposed paving master plan in Rev 02 has been unredacted. All information has been provided before the Inquiry
51	B4_11_19 Proposed works on Cartwright Street, Masterplan	CD1.03C p92		Unnecessarily listed as 'redacted' in the drawing register. No changes.
52	B4_P11_21 Proposed ground floor plan, Masterplan, Entrance pavilion	CD1.03C p107		<p>No redaction to the original drawing. The Rev 01 has been labelled to identify the security check room. All information has been provided before the Inquiry.</p> <p>Use information for smaller rooms (areas with no public access) is not shown, which is however irrelevant to the planning.</p> <p>All works to heritage features shown.</p>

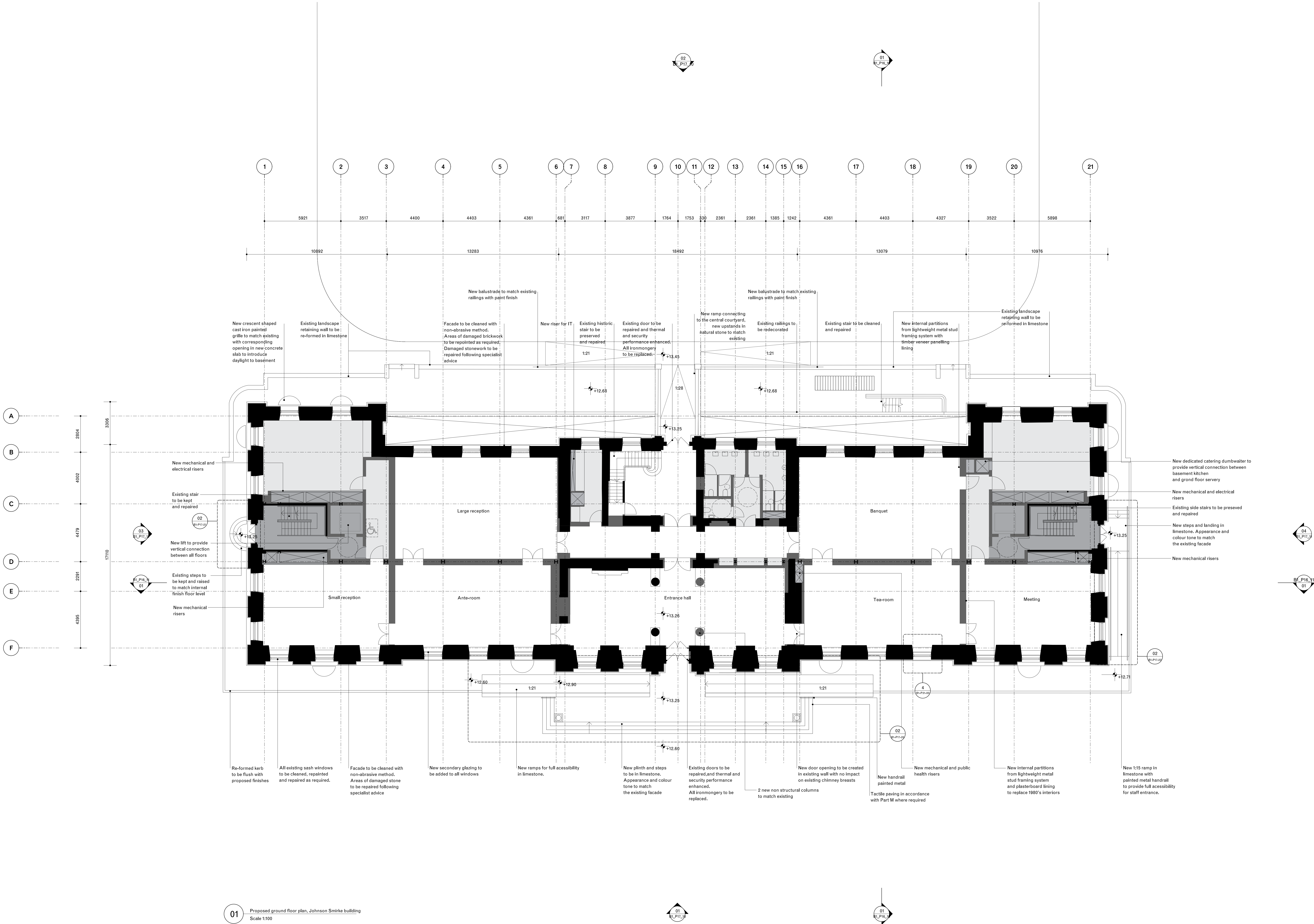
Revised Drawings Schedule

- 1 1510_A_B1-_P11_09 Proposed basement floor plan - Johnson Smirke building Rev 01
- 2 1510_A_B1-_P11_10 Proposed ground floor plan - Johnson Smirke building Rev 01
- 3 1510_A_B1-_P11_11 Proposed first floor plan - Johnson Smirke building Rev 01
- 4 1510_A_B1-_P11_12 Proposed second floor plan - Johnson Smirke building Rev 01
- 5 1510_A_B1-_P11_13 Proposed third floor plan - Johnson Smirke building Rev 01
- 6 1510_A_B2-_P11_09 Proposed basement plan - Seaman's Registry building Rev 01
- 7 1510_A_B2-_P11_10 Proposed ground floor plan - Seaman's Registry building Rev 01
- 8 1510_A_B2-_P11_11 Proposed first floor plan - Seaman's Registry building Rev 01
- 9 1510_A_B2-_P11_12 Proposed second floor plan - Seaman's Registry building Rev 01
- 10 1510_A_B2-_P11_13 Proposed third floor plan - Seaman's Registry building Rev 01
- 11 1510_A_B2-_P11_14 Proposed fourth floor plan - Seaman's Registry building Rev 01
- 12 1510_A_B3A_11_09 Proposed Basement Plan - Cultural Exchange Building Rev 01
- 13 1510_A_B3A_11_10 Proposed Ground Floor Plan - Cultural Exchange Building Rev 01
- 14 1510_A_B3A_11_11 Proposed First Floor Plan - Cultural Exchange Building Rev 01
- 15 1510_A_B3A_11_12 Proposed Second Floor Plan - Cultural Exchange Building Rev 01
- 16 1510_A_B3A_11_13 Proposed Third Floor Plan - Cultural Exchange Building Rev 01
- 17 1510_A_B3A_11_14 Proposed Fourth Floor Plan - Cultural Exchange Building Rev 01
- 18 1510_A_B3A_11_15 Proposed Fifth Floor Plan - Cultural Exchange Building Rev 01
- 19 1510_A_B3A_11_16 Proposed Sixth Floor Plan - Cultural Exchange Building Rev 01
- 20 1510_A_B3b_11_08 Proposed Basement Plan - Embassy House North - Sheet 1 of 2 Rev 02
- 21 1510_A_B3b_11_09 Proposed Basement Plan - Embassy House South - Sheet 2 of 2 Rev 02
- 22 1510_A_B3b_11_10 Proposed Ground Floor Plan - Embassy House North - Sheet 1 of 2 Rev 02
- 23 1510_A_B3b_11_11 Proposed Ground Floor Plan - Embassy House South - Sheet 2 of 2 Rev 02
- 24 1510_A_B3b_11_12 Proposed First Floor Plan - Embassy House North - Sheet 1 of 2 Rev 02
- 25 1510_A_B3b_11_13 Proposed First Floor Plan - Embassy House South - Sheet 2 of 2 Rev 02
- 26 1510_A_B3b_11_14 Proposed Second Floor Plan - Embassy House North - Sheet 1 of 2 Rev 02
- 27 1510_A_B3b_11_15 Proposed Second Floor Plan - Embassy House South - Sheet 2 of 2 Rev 02
- 28 1510_A_B3b_11_16 Proposed Third Floor Plan - Embassy House North - Sheet 1 of 2 Rev 02
- 29 1510_A_B3b_11_17 Proposed Third Floor Plan - Embassy House South - Sheet 2 of 2 Rev 02
- 30 1510_A_B3b_11_18 Proposed Fourth Floor Plan - Embassy House North - Sheet 1 of 2 Rev 02
- 31 1510_A_B3b_11_19 Proposed Fourth Floor Plan - Embassy House South - Sheet 2 of 2 Rev 02
- 32 1510_A_B3b_11_20 Proposed Fifth Floor Plan - Embassy House North - Sheet 1 of 2 Rev 02
- 33 1510_A_B3b_11_21 Proposed Fifth Floor Plan - Embassy House South - Sheet 2 of 2 Rev 02
- 34 1510_A_B3b_11_22 Proposed Sixth Floor Plan - Embassy House North - Sheet 1 of 2 Rev 03
- 35 1510_A_B3b_11_23 Proposed Sixth Floor Plan - Embassy House South - Sheet 2 of 2 Rev 03
- 36 1510_A_B3b_11_24 Proposed Seventh Floor Plan - Embassy House North - Sheet 1 of 2 Rev 03
- 37 1510_A_B3b_11_25 Proposed Seventh Floor Plan - Embassy House South -Sheet 2 of 2 Rev 03
- 38 1510_A_B3b_11_26 Proposed Roof Floor Plan - Embassy House North - Sheet 1 of 2 Rev 03
- 39 1510_A_B3b_11_27 Proposed Roof Floor Plan - Embassy House South - Sheet 2 of 2 Rev 03
- 40 1510_A_B4-_11_09 Proposed Basement Plan – Masterplan Rev 02
- 41 1510_A_B4-_11_10 Proposed Ground Floor Plan – Masterplan Rev 02
- 42 1510_A_B4-_11_12 Proposed Paving Plan – Masterplan Rev 02
- 43 1510_A_B4-_P11_21 Proposed Ground Floor Plan - Masterplan - Entrance Pavilion Rev 01

Revised Drawings



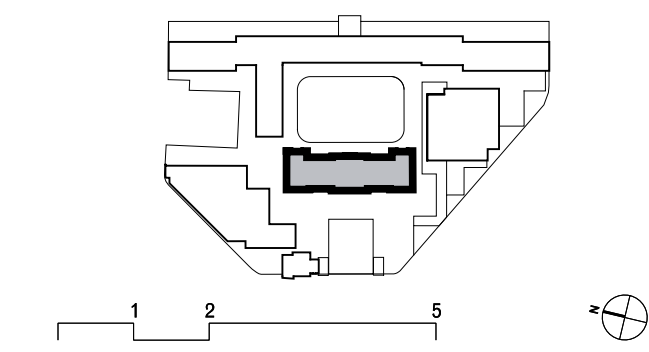
01 Proposed basement floor plan, Johnson Smirke building
Scale 1:100



General notes:

Do not scale from drawings.
Errors to be reported immediately to the Architect.
To be read in conjunction with all relevant Architects',
Services and Structural Engineers' drawings.
All existing site, tree and building information has been
compiled from different sources.
All dimensions to be checked on site.

Rev.	Date	Description	MY	GLA
01	20/08/2020	Planning (Addendum 3)		



David Chipperfield Architects

C/O Kira, 9 Dallingdon Street
London EC1V 8LN
T +44 (0) 20 7606 4800
www.davidchipperfield.com

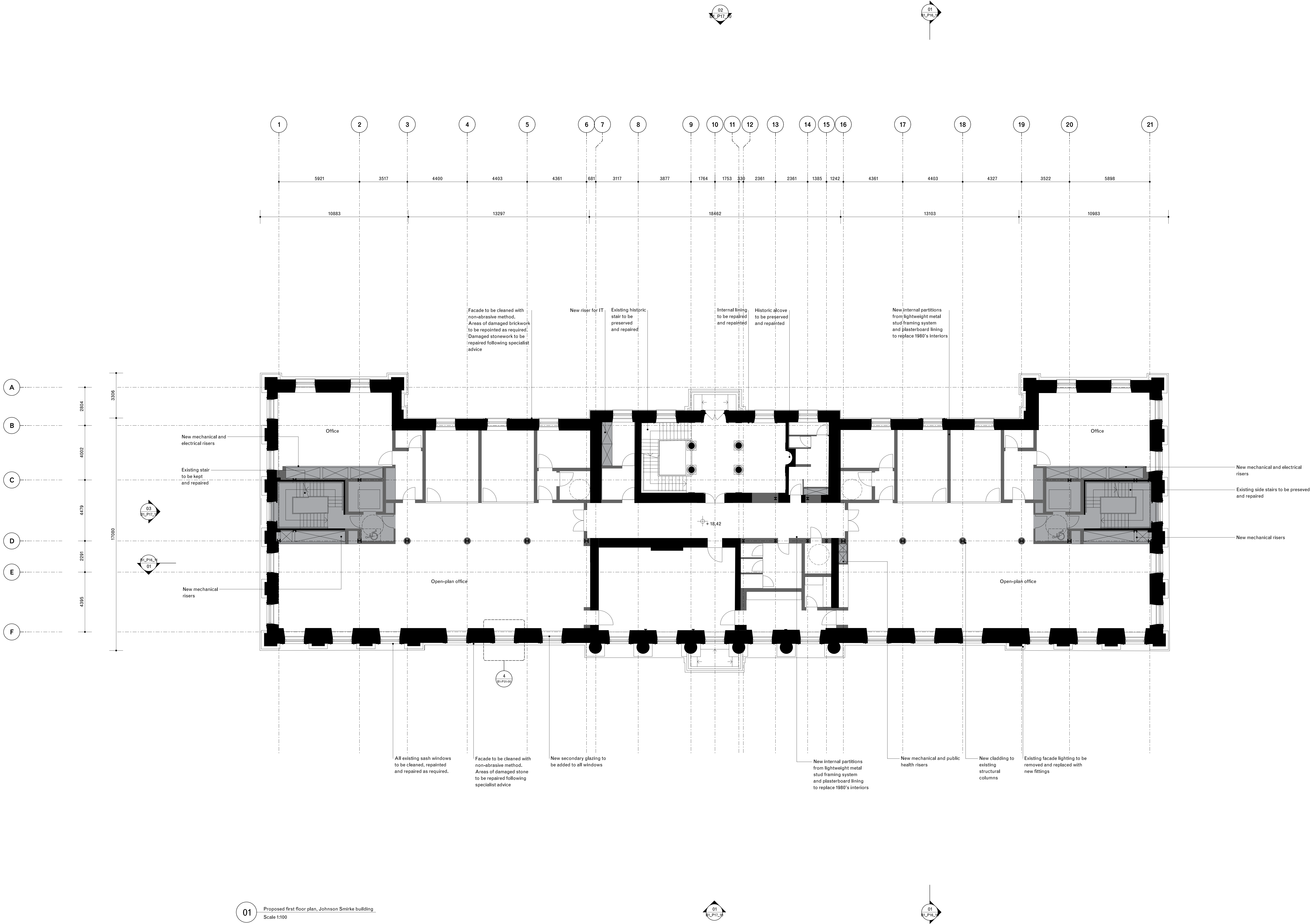
Project Royal Mint Court Project number 1510

Client Chinese Embassy in the UK

© David Chipperfield Architects Ltd.
Planning Application and Listed Building Consent
(Addendum)

Drawing name Proposed ground floor plan Johnson Smirke building Drawing number B1-P11_10

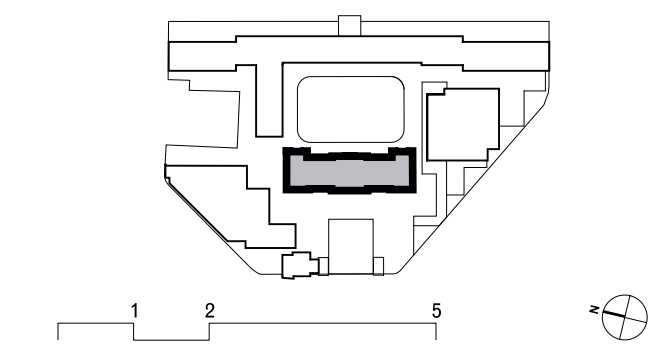
Date 16/05/2024 Scale / Format 1:100 / A3 Revision 01
Drawn / Checked ISP / GLA / OU Planning
Approved BB
CAD Reference 1510_A_B1-P11_10.dgn



General notes:

Do not scale from drawings.
Errors to be reported immediately to the Architect.
To be read in conjunction with all relevant Architects',
Services and Structural Engineers' drawings.
All existing site, tree and building information has been
compiled from different sources.
All dimensions to be checked on site.

Rev.	Date	Description	MY	GLA
01	20/08/2024	Planning (addendum 3)		



David Chipperfield Architects

C/O Fera, 9 Dallingdon Street
London EC1V 8LN
T +44 (0)20 7625 4800
www.davidchipperfield.com

Project
Royal Mint Court

Project number
1510

Client
Chinese Embassy in the UK

© David Chipperfield Architects Ltd.
**Planning Application and Listed Building Consent
(Addendum)**

Drawing name
**Proposed first floor plan
Johnson Smirke building**

Drawing number
B1-_P11_11

Date
16/05/2024

Revision
01

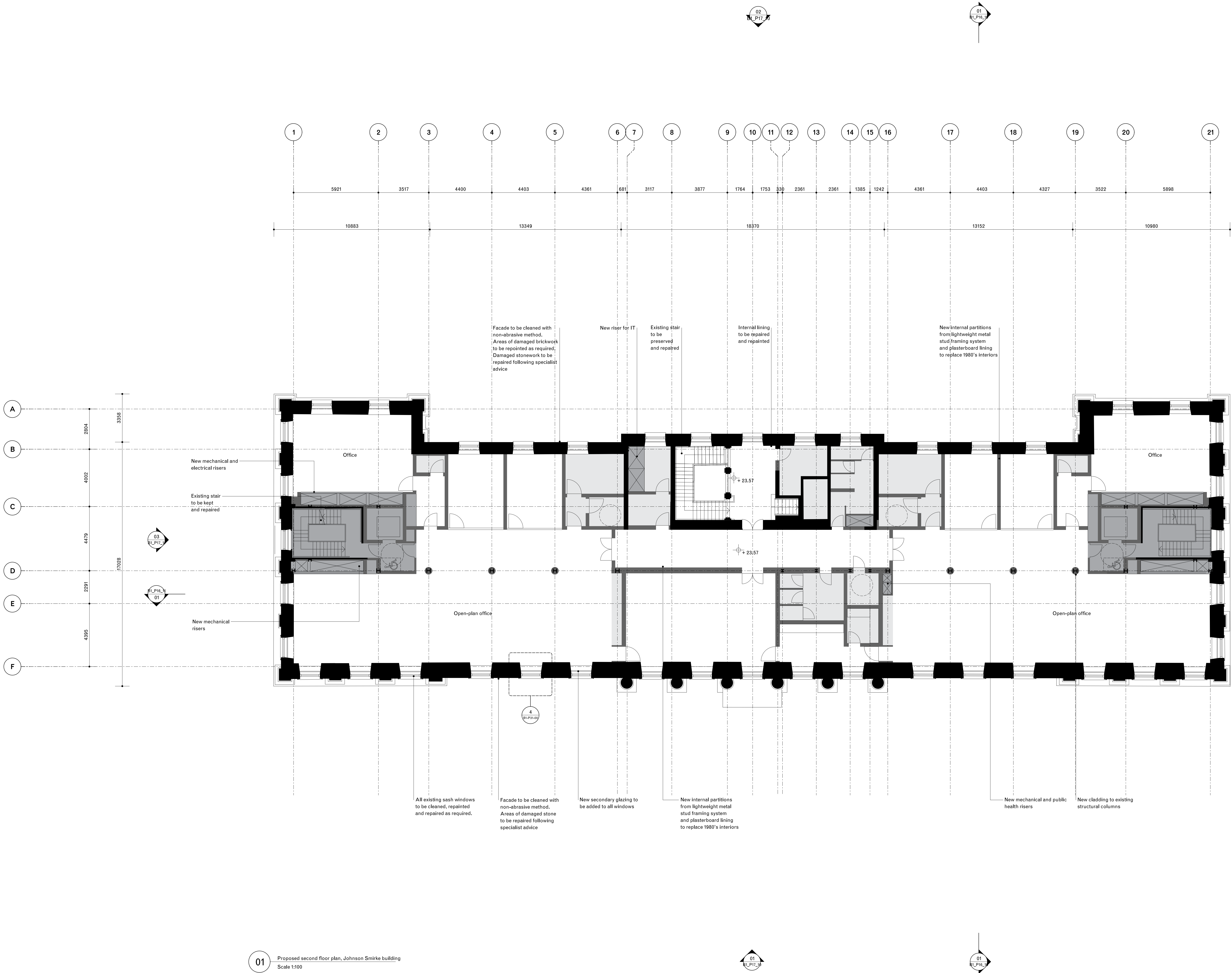
Scale / Format
1:100 / A3

Planning

Drawn / Checked
ISP / GLA / OU

Approved
BB

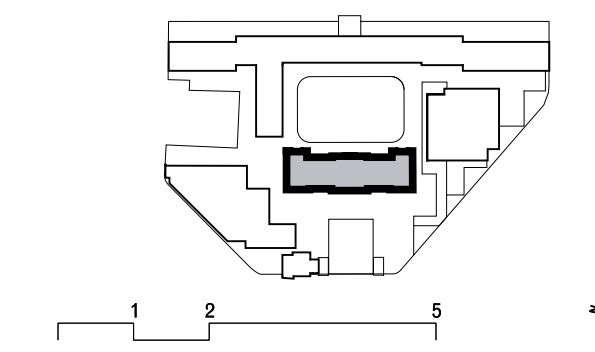
CAD Reference
1510_A_B1-_P11_11.dgn



Existing
Proposed

General notes:
Do not scale from drawings.
Errors to be reported immediately to the Architect.
To be read in conjunction with all relevant Architects',
Services and Structural Engineers' drawings.
All existing site, tree and building information has been
compiled from different sources.
All dimensions to be checked on site.

Rev.	Date	Description	MY	GLA
01	20/08/2020	Planning (addendum 3)		



David Chipperfield Architects

C/O Fera, 9 Dallingdon Street
London EC1V 6LA
T +44 (0) 20 7686 4800
www.davidchipperfield.com

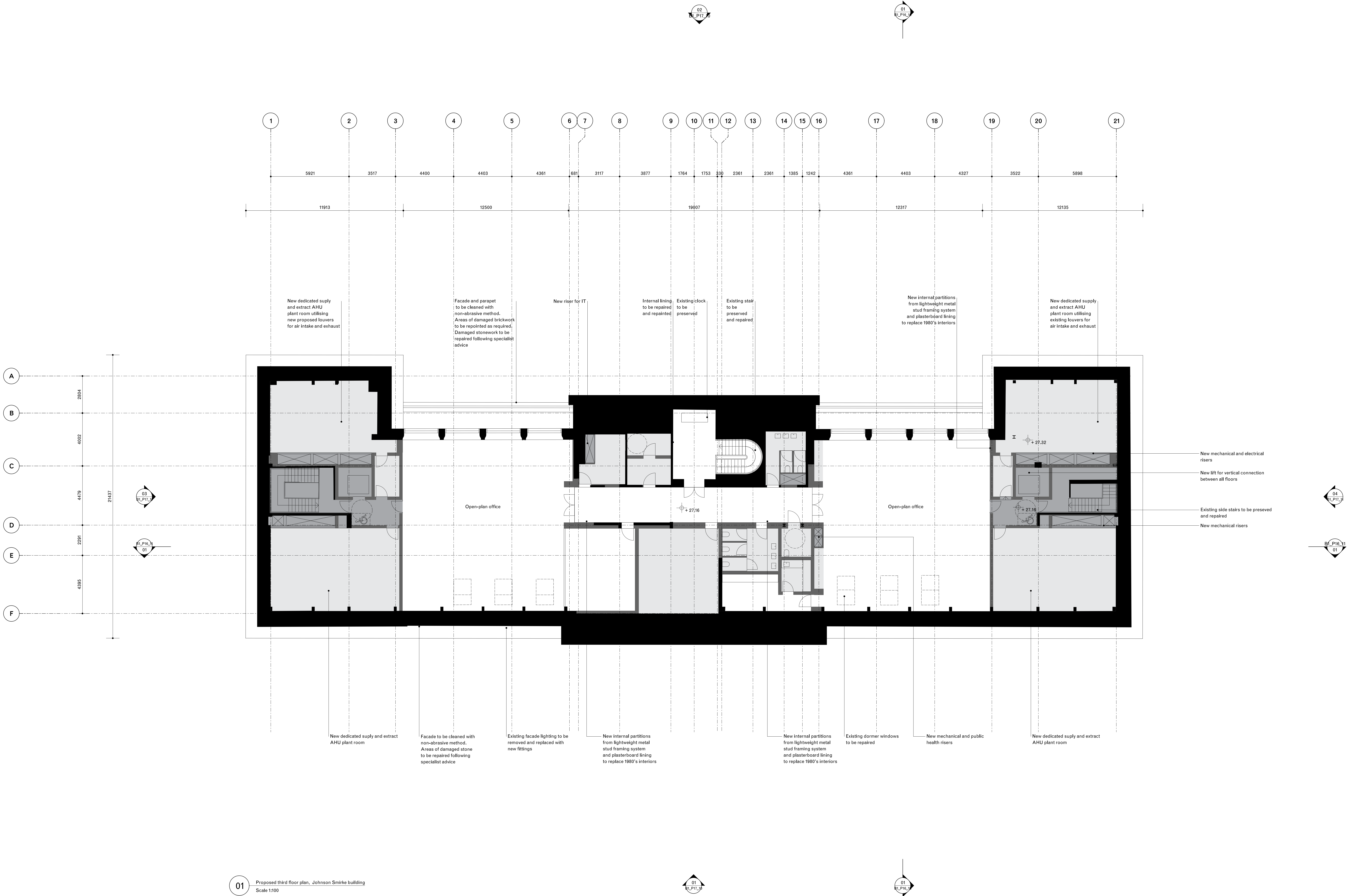
Project
Royal Mint Court
Project number
1510

Client
Chinese Embassy in the UK

© David Chipperfield Architects Ltd.
Planning Application and Listed Building Consent
(Addendum)

Drawing name
Proposed second floor plan
Johnson Smirke building
Drawing number
B1-_P11_12

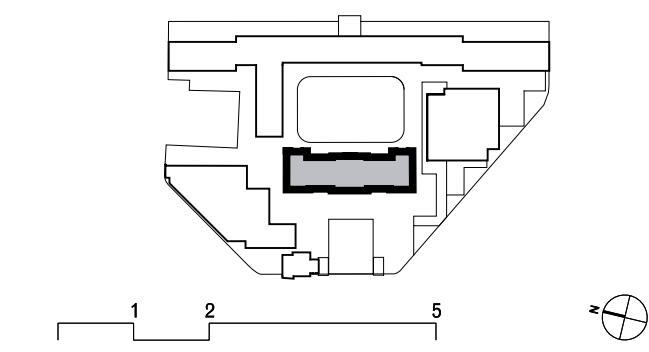
Date	16/05/2024	Revision	
Scale / Format	1:100 / A3		01
Drawn / Checked	ISP / GLA / OU		Planning
Approved	BB		
CAD Reference	1510_A_B1-_P11_12.dgn		



01 Proposed third floor plan, Johnson Smirke building
Scale 1:100

General notes:
Do not scale from drawings.
Errors to be reported immediately to the Architect.
To be read in conjunction with all relevant Architects',
Services and Structural Engineers' drawings.
All existing site, tree and building information has been
compiled from different sources.
All dimensions to be checked on site.

Rev.	Date	Description	MY	GLA
01	20/08/2020	Planning (addendum 3)		



David Chipperfield Architects

C/O Kira, 9 Dallington Street
London EC1V 6LA
T +44 (0)20 7686 4800
www.davidchipperfield.com

Project Royal Mint Court
Project number 1510

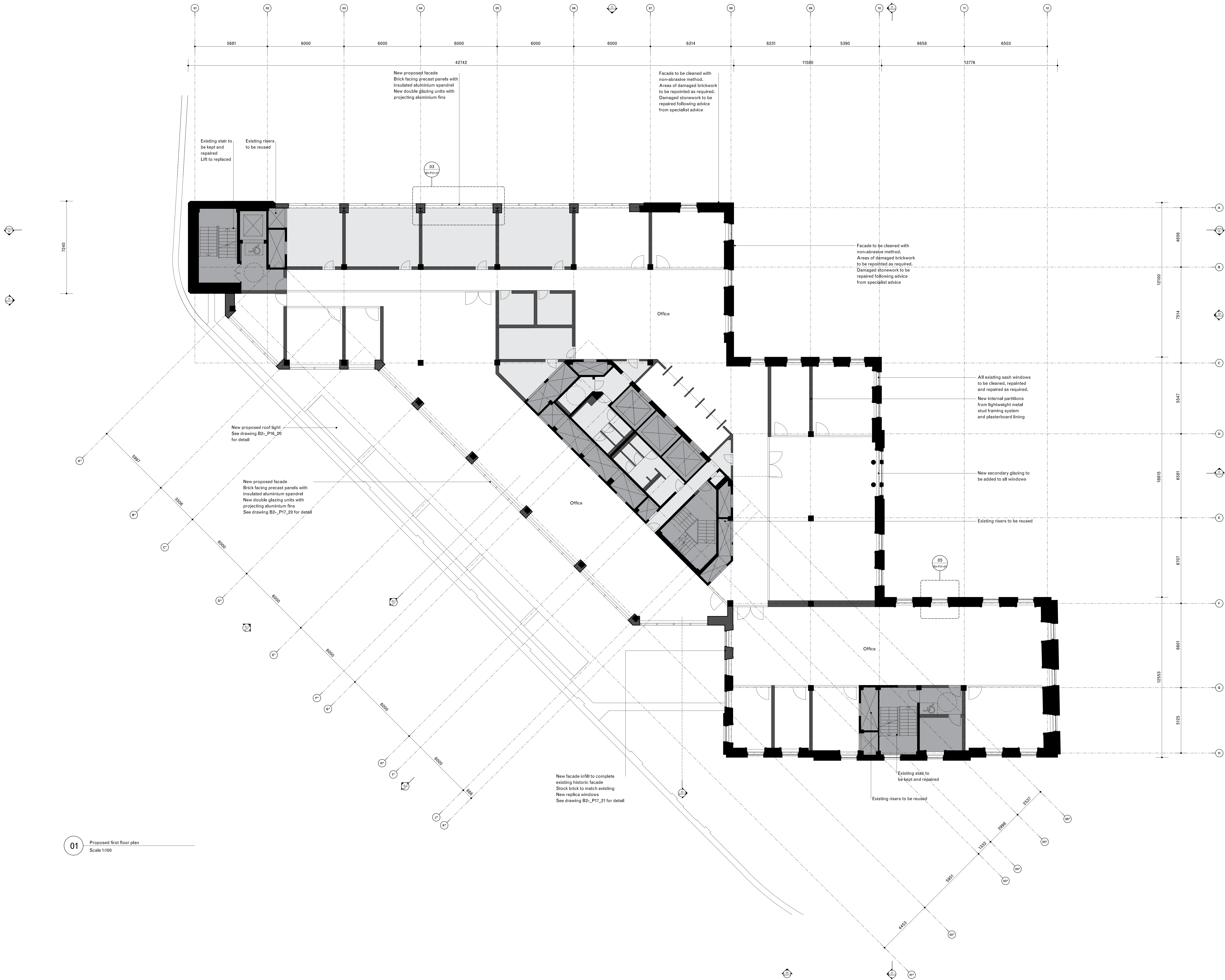
Client Chinese Embassy in the UK

© David Chipperfield Architects Ltd.
Planning Application and Listed Building Consent
(Addendum)

Drawing name Proposed third floor plan
Drawing number B1-_P11_13

Date	16/05/2024	Revision
Scale / Format	1:100 / A3	01
Drawn / Checked	ISP / GLA / OU	Planning
Approved	BB	
CAD Reference	1510_A_B1-_P11_13.dgn	

Date	16/05/2024	Revision	01
Scale / Format	1:100 / A0	Planning	
Drawn / Checked	CC, DIT / GLA / OU		
Approved	BB		
CAD Reference	1510_A_B2_P11_10.dgn		

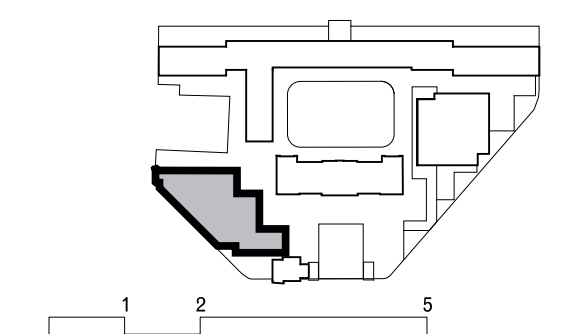


Existing
Proposed

General notes:

Do not scale from drawings.
Errors to be reported immediately to the Architect.
To be read in conjunction with all relevant Architects',
Services and Structural Engineers' drawings.
All existing site, tree and building information has been
compiled from different sources.
All dimensions to be checked on site.

Rev.	Date	Description	MY	GLA
01	20/08/2024	Planning (Addendum 3)	MY	GLA



David Chipperfield Architects

C/O Fera, 9 Dullington Street
London EC1V 8LN
T +44 20 7605 4800
www.davidchipperfield.com

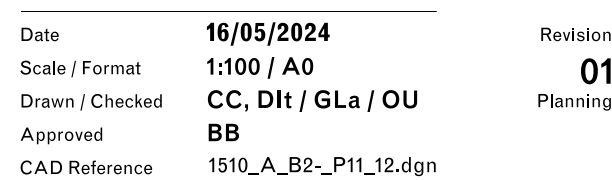
Project
Royal Mint Court
Project number
1510

Client
Chinese Embassy in the UK

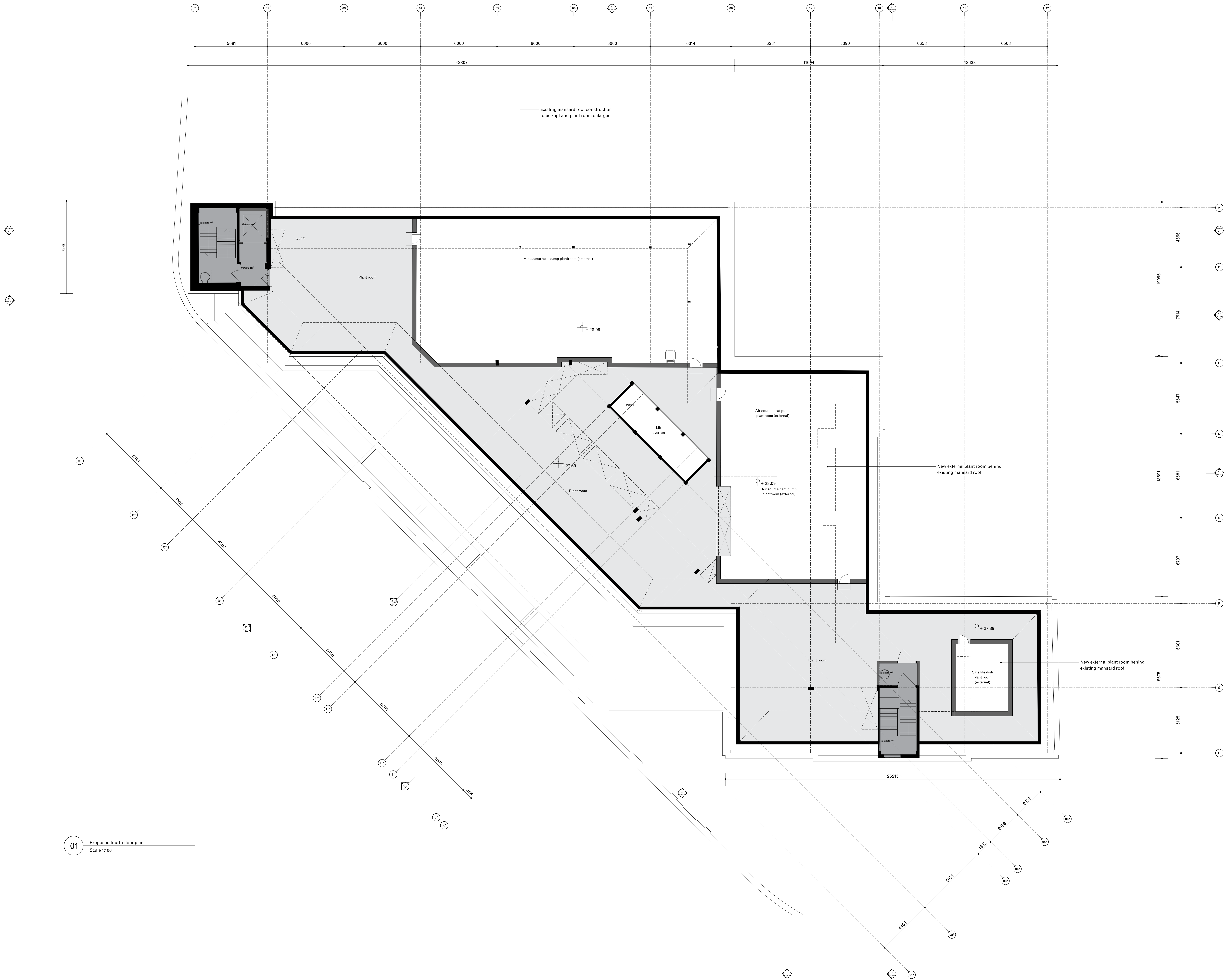
© David Chipperfield Architects Ltd.
Planning Application and Listed Building Consent
(Addendum)

Drawing name
Proposed first floor plan
Seaman's Registry building
Drawing number
B2-P11_11

Date
16/05/2024
Scale / Format
1:100 / A3
Drawn / Checked
CC, DH / GLA / OU
Approved
BB
CAD Reference
1510_A_B2_P11_11.dgn
Revision
01
Planning



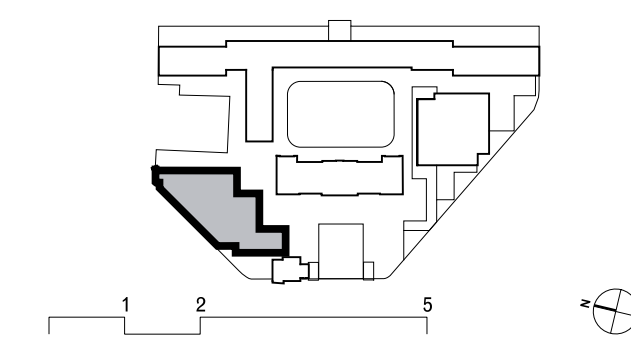
Date	16/05/2024	Revision	
Scale / Format	1:100 / A0		01
Drawn / Checked	CC, Dlt / GLA / OU	Planning	
Approved	BB		
CAD Reference	1510_A_B2_P11_13.dgn		



General notes:

Do not scale from drawings.
Errors to be reported immediately to the Architect.
To be read in conjunction with all relevant Architects',
Services and Structural Engineers' drawings.
All existing site, tree and building information has been
compiled from different sources.
All dimensions to be checked on site.

Rev.	Date	Description	MY	GLA
01	20/08/2023	Planning (Addendum 3)	MY	GLA



David Chipperfield Architects

C/O Fera, 9 Dallingdon Street
London EC1V 8LN
T +44 20 7605 4800
www.davidchipperfield.com

Project
Royal Mint Court

Project number
1510

Client
Chinese Embassy in the UK

© David Chipperfield Architects Ltd.
Planning Application and Listed Building Consent
(Addendum)

Drawing name
Proposed fourth floor plan
Seaman's Registry building

Drawing number
B2-_P11_14

Date
16/05/2024

Revision
01

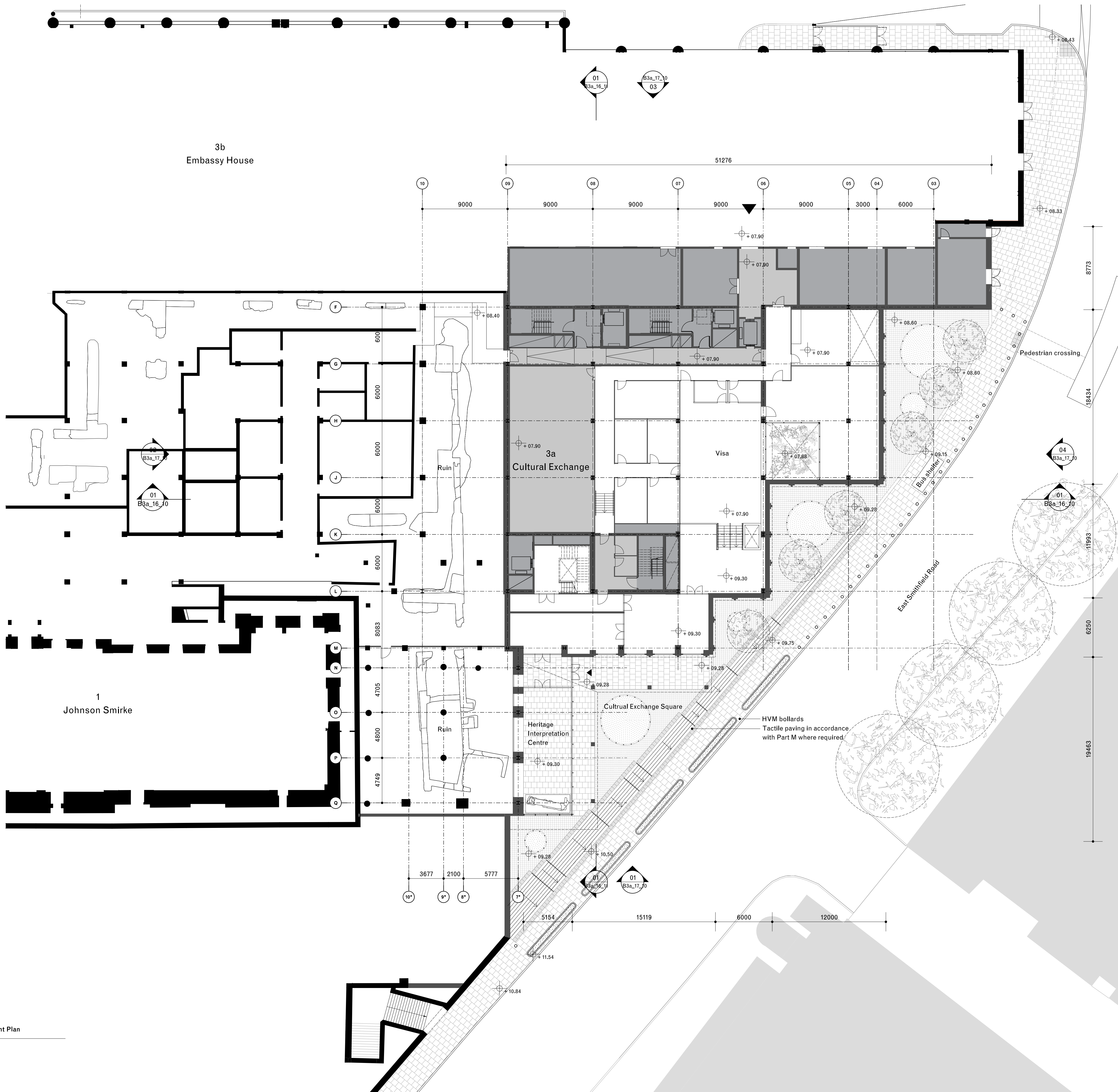
Scale / Format
1:100 / A3

Planning

Drawn / Checked
CC, DH / GLA / OU

Approved
BB

CAD Reference
1510_A_B2_P11_14.dgn



General notes:

Do not scale from drawings.
Errors to be reported immediately to the Architect.
To be read in conjunction with all relevant Architects',
Services and Structural Engineers' drawings.
All existing site, tree and building information has been compiled
from different sources.
All dimensions to be checked on site.

Existing
Proposed

Rev.	Date	Description	MY	GLA
01	20/08/2023	Planning (addendum 3)	MY	GLA



David Chipperfield Architects

C/O Foru, 9 Dallington Street
London EC1V 9LN
T +44 20 7620 4500
www.davidchipperfield.com

Project	Project number
Royal Mint Court	1510

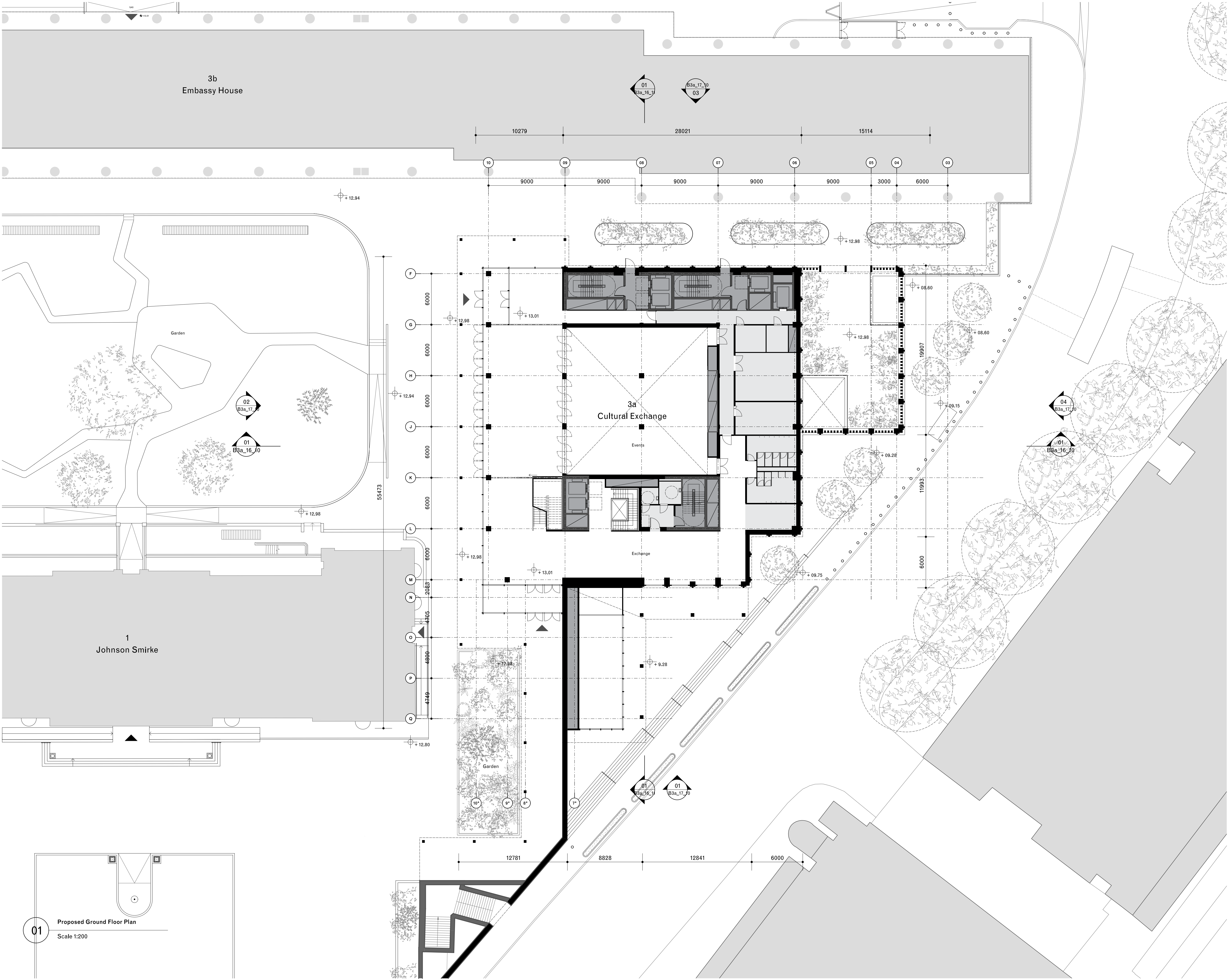
Client
Chinese Embassy in the UK

© David Chipperfield Architects Ltd.

Planning (addendum)

Drawing name	Drawing number
Proposed basement plan Cultural Exchange building	B3a_11_09

Date	16/05/2024	Revision
Scale / Format	1:200 / A1	01
Drawn / Checked	ACa / GLA / OU	Planning
Approved	BB	
CAD Reference	1510_A_B3A_11_09.dgn	

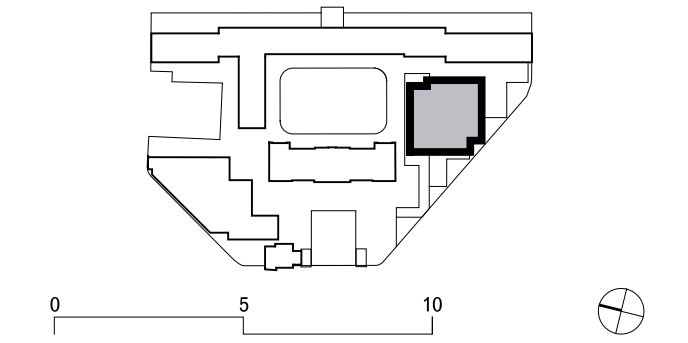


General notes:

Do not scale from drawings.
Errors to be reported immediately to the Architect.
To be read in conjunction with all relevant Architects',
Services and Structural Engineers' drawings.
All existing site, tree and building information has been compiled
from different sources.
All dimensions to be checked on site.

Existing
Proposed

01	20/08/2023	Planning (addendum 3)	MY	GLa
Rev.	Date	Description	Drawn	Check



David Chipperfield Architects

C/O Fora, 9 Dallington Street
London EC1V 6LN
T +44 20 7600 4500
www.davidchipperfield.com

Project
Royal Mint Court

Project number
1510

Client
Chinese Embassy in the UK

© David Chipperfield Architects Ltd.

Planning (addendum)

Drawing name
Proposed ground floor plan

Drawing number
B3a_11_10

Date
16/05/2024

Scale / Format
1:200 / A1

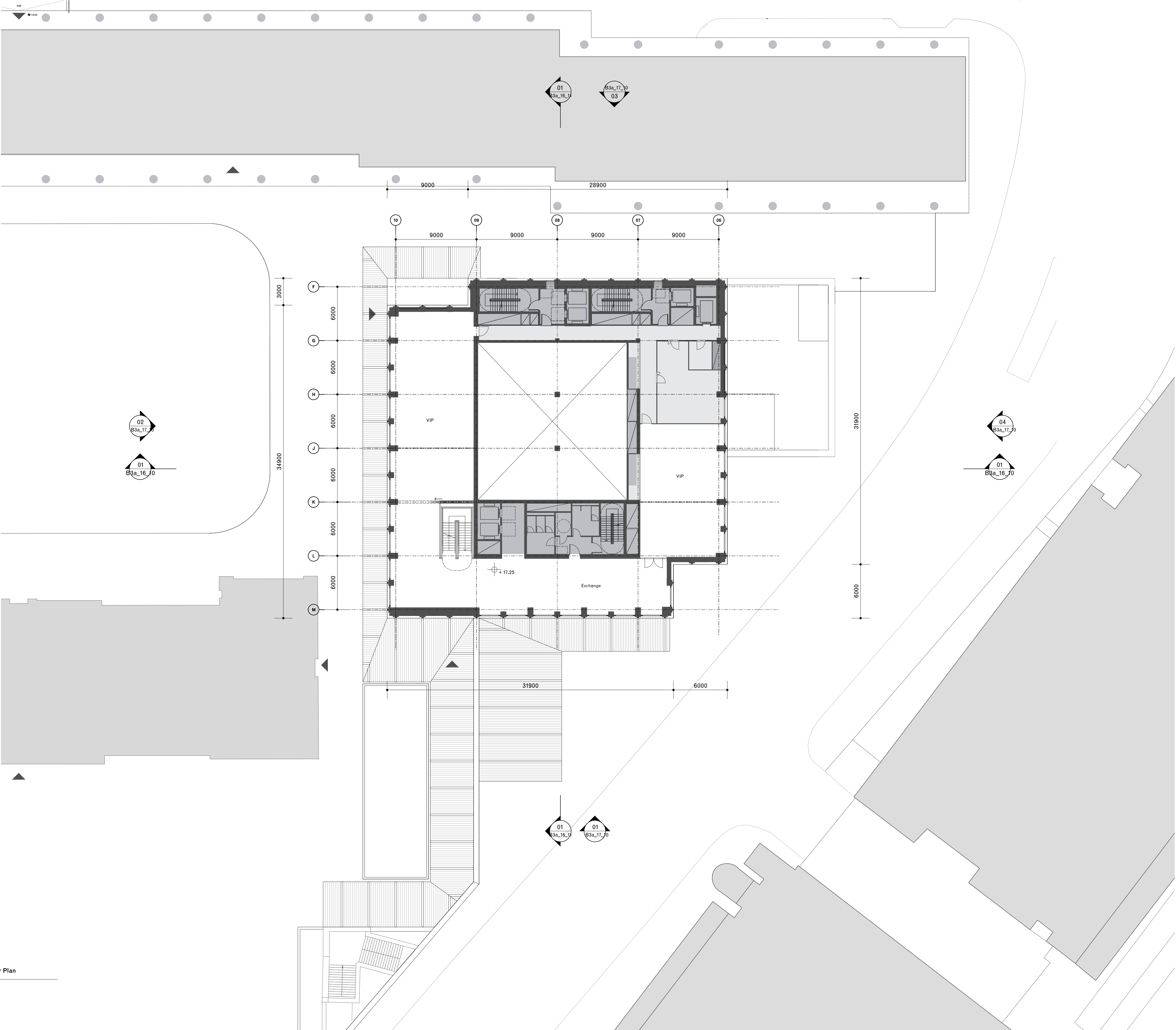
Drawn / Checked
JPa / GLa / OU

Approved
BB

CAD Reference
1510_A_B3A_11_10.dgn

Revision
01

Planning

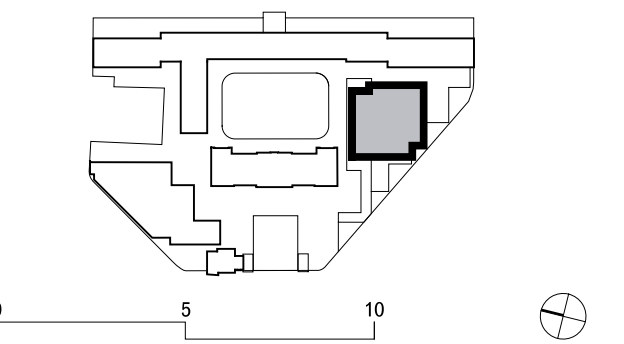


General notes:

Do not scale from drawings.
Errors to be reported immediately to the Architect.
To be read in conjunction with all relevant Architects',
Services and Structural Engineers' drawings.
All existing site, tree and building information has been compiled
from different sources.
All dimensions to be checked on site.

Existing
Proposed

Rev.	Date	Description	MY	GLA
01	20/08/2023	Planning (addendum 3)	MY	GLA



David Chipperfield Architects

C/O Fora, 9 Dallington Street
London EC1V 6LN
T +44 20 7600 4500
www.davidchipperfield.com

Project
Royal Mint Court

Project number
1510

Client
Chinese Embassy in the UK

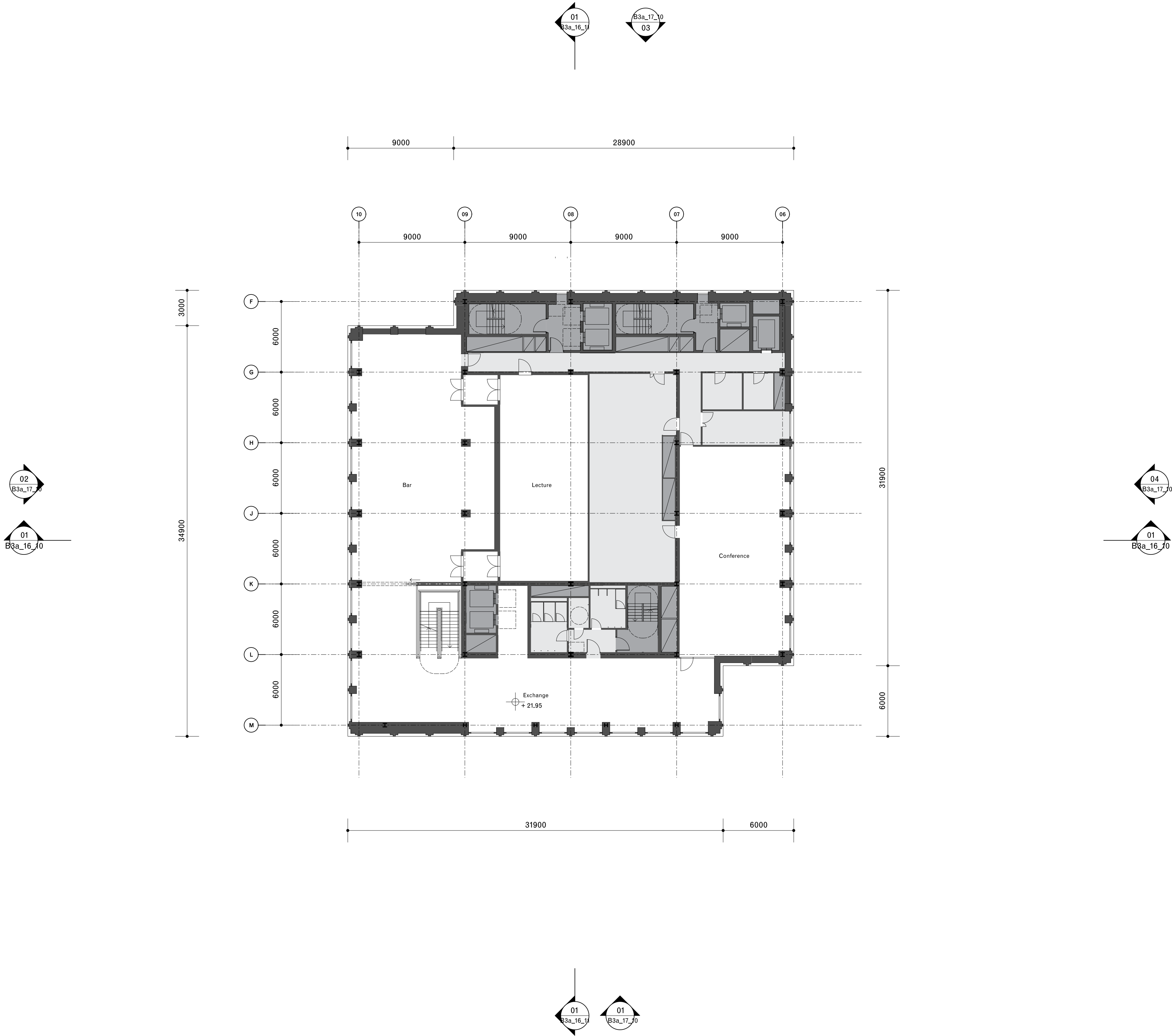
© David Chipperfield Architects Ltd.

Planning (addendum)

Drawing name
**Proposed first floor plan
Cultural Exchange building**

Drawing number
B3a_11_11

Date	16/05/2024	Revision
Scale / Format	1:200 / A1	01
Drawn / Checked	JPa / GLA / OU	Planning
Approved	BB	
CAD Reference	1510_A_B3A_11_11.dgn	

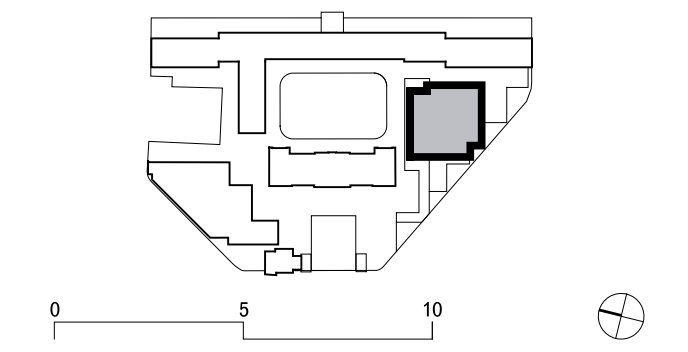


General notes:

Do not scale from drawings.
Errors to be reported immediately to the Architect.
To be read in conjunction with all relevant Architects',
Services and Structural Engineers' drawings.
All existing site, tree and building information has been compiled
from different sources.
All dimensions to be checked on site.

Existing
Proposed

01	20/08/2023	Planning (addendum 3)	MY	GLa
Rev.	Date	Description	Drawn	Check



David Chipperfield Architects

C/O Fora, 9 Dallington Street
London EC1V 6LN
T +44 20 7600 4500
www.davidchipperfield.com

Project
Royal Mint Court

Project number
1510

Client
Chinese Embassy in the UK

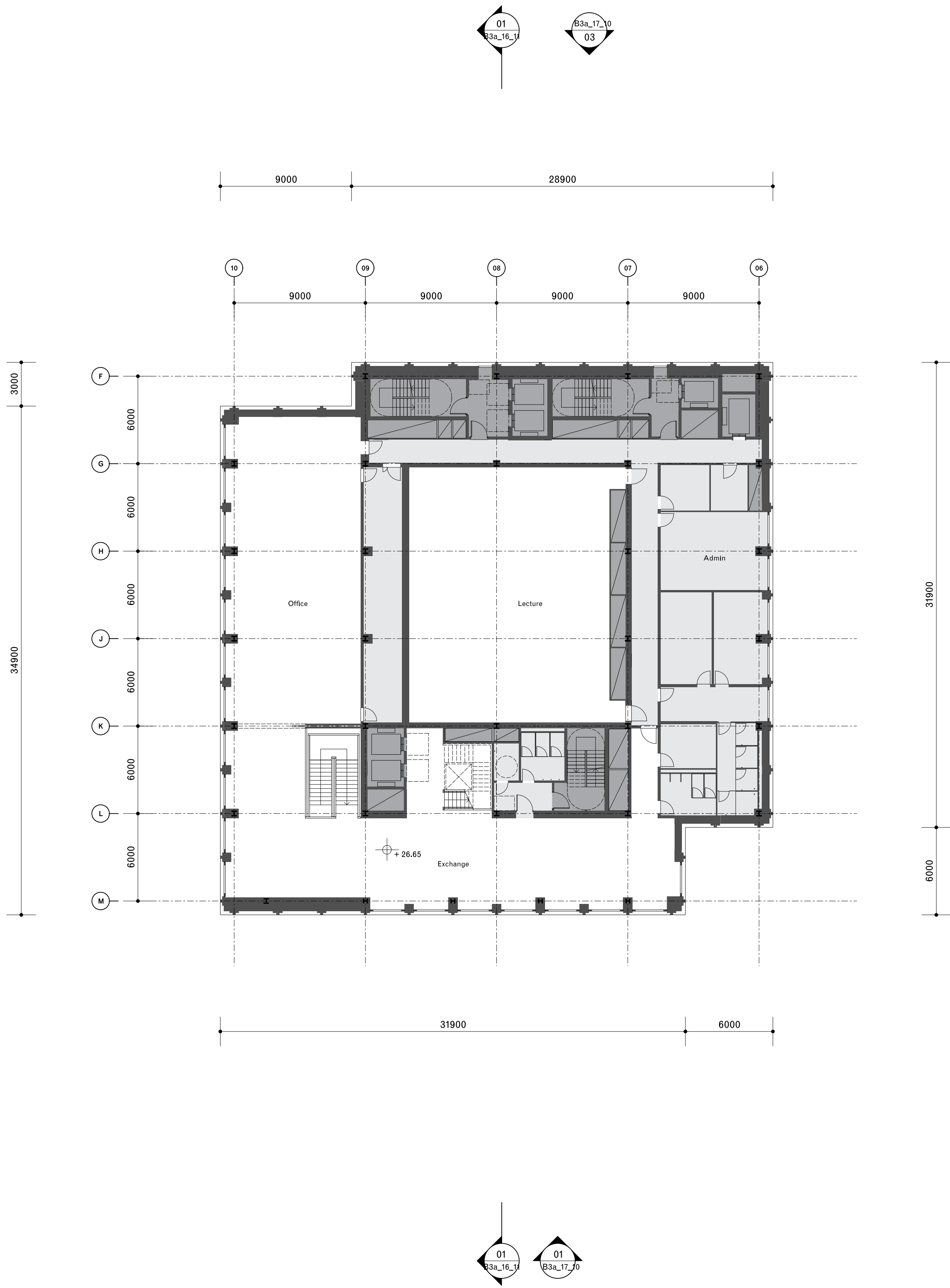
© David Chipperfield Architects Ltd.

Planning (addendum)

Drawing name
**Proposed second floor plan
Cultural Exchange building**

Drawing number
B3a_11_12

Date	16/05/2024	Revision
Scale / Format	1:200 / A1	01
Drawn / Checked	JPa / GLa / OU	Planning
Approved	BB	
CAD Reference	1510_A_B3A_11_12.dgn	

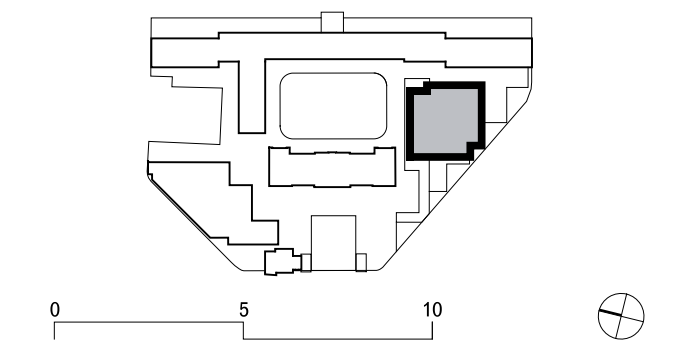


General notes:

Do not scale from drawings.
Errors to be reported immediately to the Architect.
To be read in conjunction with all relevant Architects',
Services and Structural Engineers' drawings.
All existing site, tree and building information has been compiled
from different sources.
All dimensions to be checked on site.

Existing
Proposed

01	20/08/2023	Planning (addendum 3)	MY	GLa
Rev.	Date	Description	Drawn	Check



David Chipperfield Architects

C/O Fora, 9 Dallington Street
London EC1V 6LN
T +44 20 7600 4500
www.davidchipperfield.com

Project
Royal Mint Court

Project number
1510

Client
Chinese Embassy in the UK

© David Chipperfield Architects Ltd.

Planning (addendum)

Drawing name
Proposed third floor plan

Drawing number
B3a_11_13

Date
16/05/2024

Scale / Format
1:200 / A1

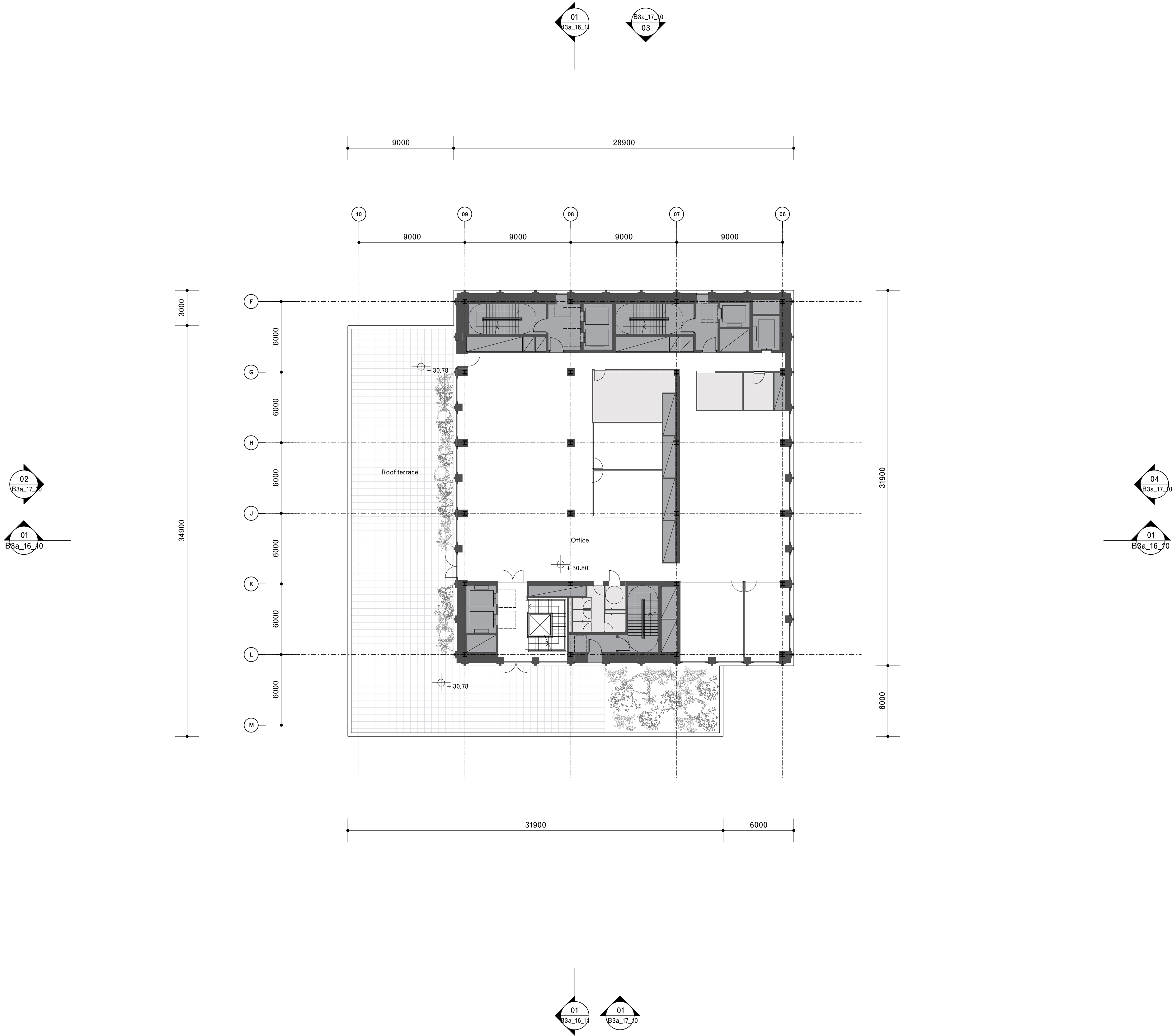
Drawn / Checked
JPa / GLa

Approved
BB

CAD Reference
1510_A_B3A_11_13.dgn

Revision
01

Planning

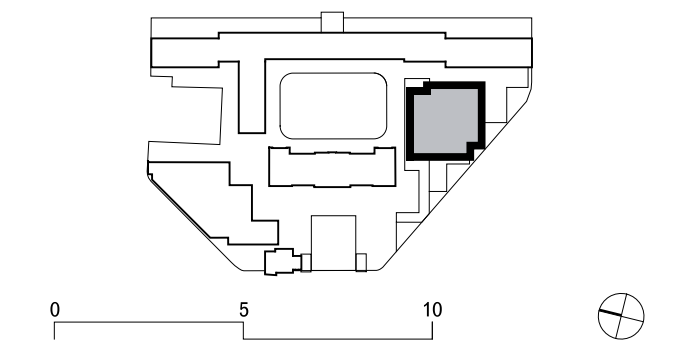


General notes:

Do not scale from drawings.
Errors to be reported immediately to the Architect.
To be read in conjunction with all relevant Architects',
Services and Structural Engineers' drawings.
All existing site, tree and building information has been compiled
from different sources.
All dimensions to be checked on site.

Existing
Proposed

01	20/08/2023	Planning (addendum 3)	MY	GLa
Rev.	Date	Description	Drawn	Check



David Chipperfield Architects

C/O Foru, 9 Dallington Street
London EC1V 0LN
T +44 20 7620 4500
www.davidchipperfield.com

Project
Royal Mint Court

Project number
1510

Client
Chinese Embassy in the UK

© David Chipperfield Architects Ltd.

Planning (addendum)

Drawing name
Proposed fourth floor plan

Drawing number
B3a_11_14

Date
16/05/2024

Scale / Format
1:200 / A1

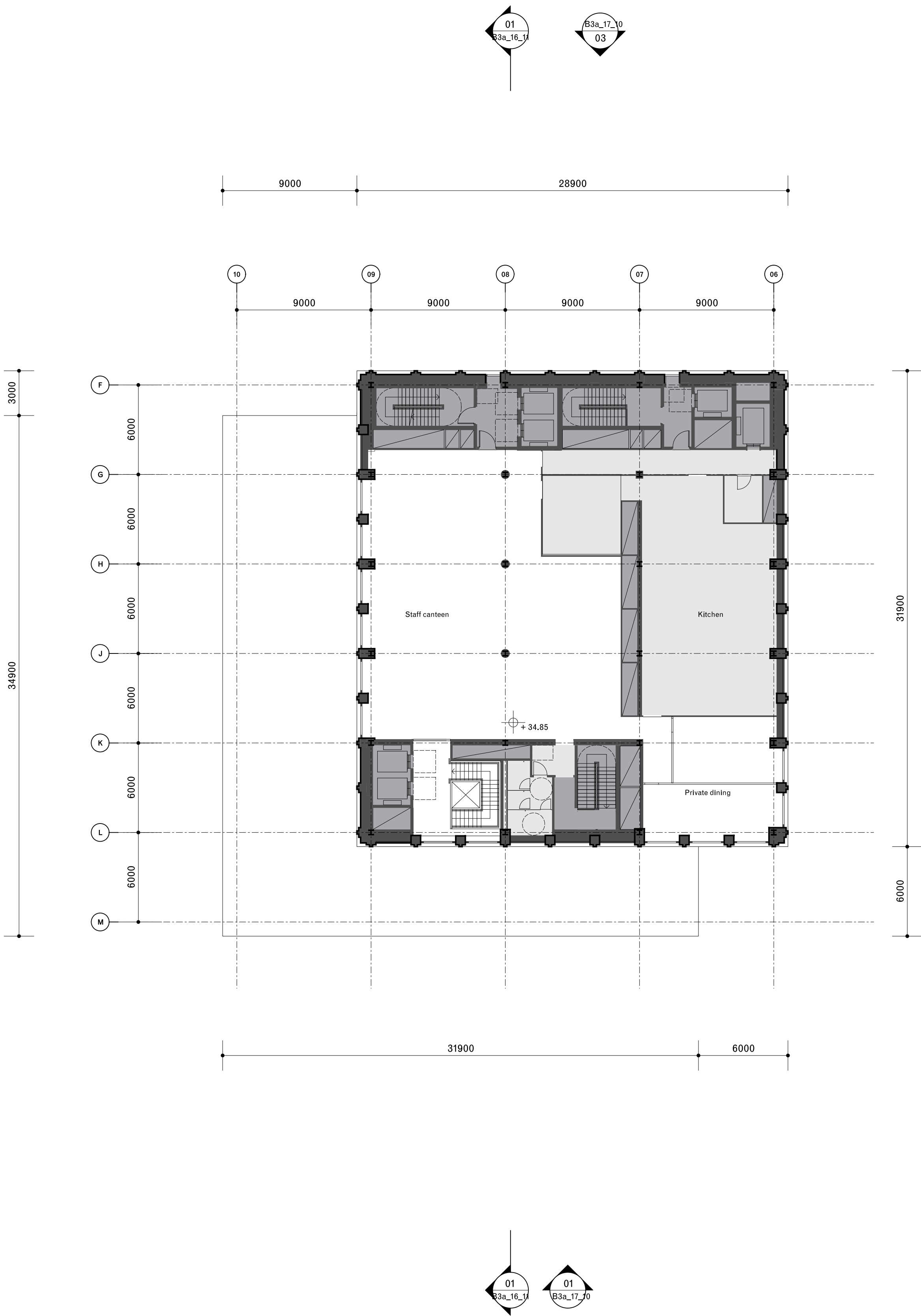
Drawn / Checked
JPa / GLa / OU

Approved
BB

CAD Reference
1510_A_B3A_11_14.dgn

Revision
01

Planning

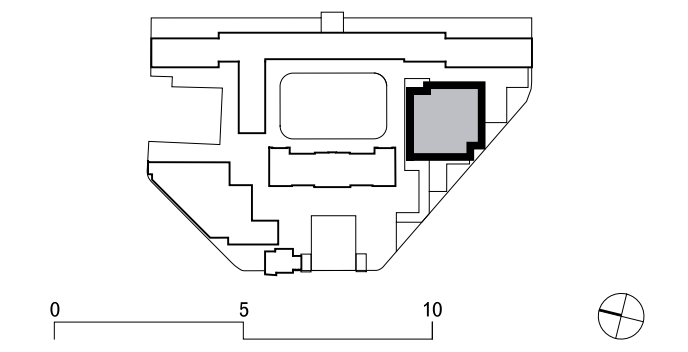


General notes:

Do not scale from drawings.
Errors to be reported immediately to the Architect.
To be read in conjunction with all relevant Architects',
Services and Structural Engineers' drawings.
All existing site, tree and building information has been compiled
from different sources.
All dimensions to be checked on site.

Existing
Proposed

01	20/08/2023	Planning (addendum 3)	MY	GLa
Rev.	Date	Description	Drawn	Check



David Chipperfield Architects

C/O Fora, 9 Dallington Street
London EC1V 6LN
T +44 20 7620 4500
www.davidchipperfield.com

Project
Royal Mint Court

Project number
1510

Client
Chinese Embassy in the UK

© David Chipperfield Architects Ltd.

Planning (addendum)

Drawing name
Proposed fifth floor plan

Drawing number
B3a_11_15

Date
16/05/2024

Scale / Format
1:200 / A1

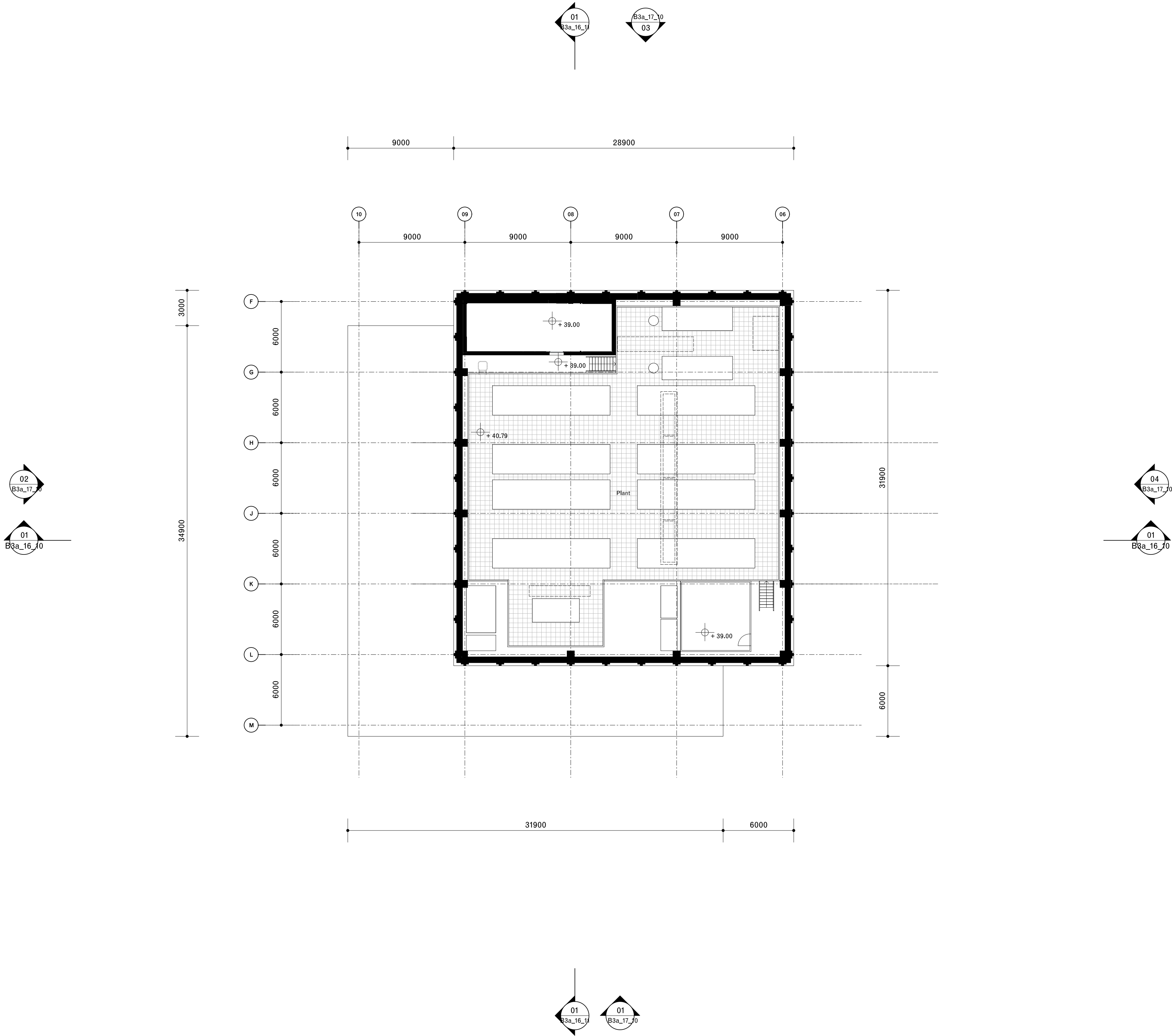
Drawn / Checked
JPa / GLa / OU

Approved
BB

CAD Reference
1510_A_B3A_11_15.dgn

Revision
01

Planning

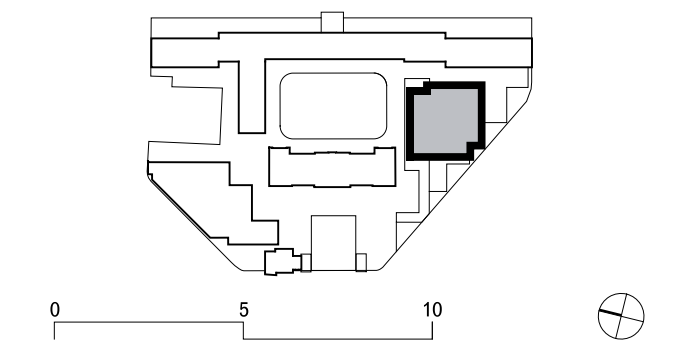


General notes:

Do not scale from drawings.
Errors to be reported immediately to the Architect.
To be read in conjunction with all relevant Architects',
Services and Structural Engineers' drawings.
All existing site, tree and building information has been compiled
from different sources.
All dimensions to be checked on site.

Existing
Proposed

01	20/08/2023	Planning (addendum 3)	MY	GLa
Rev.	Date	Description	Drawn	Check



David Chipperfield Architects

C/O Fora, 9 Dallington Street
London EC1V 0LN
T +44 20 7620 4500
www.davidchipperfield.com

Project
Royal Mint Court

Project number
1510

Client
Chinese Embassy in the UK

© David Chipperfield Architects Ltd.

Planning (addendum)

Drawing name
Proposed sixth floor plan

Drawing number
B3a_11_16

Date
16/05/2024

Scale / Format
1:200 / A1

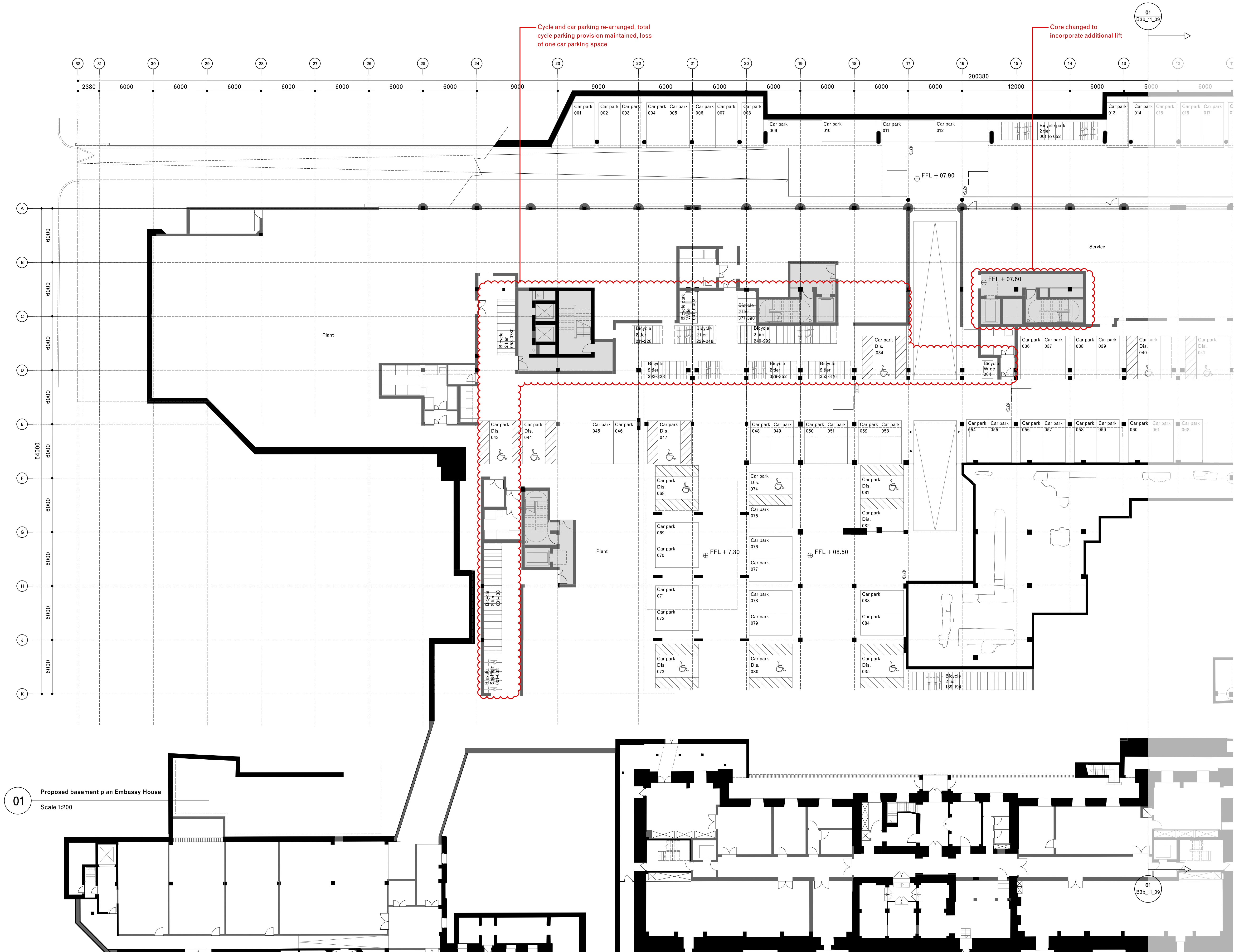
Drawn / Checked
JPa / GLa / OU

Approved
BB

CAD Reference
1510_A_B3A_11_16.dgn

Revision
01

Planning



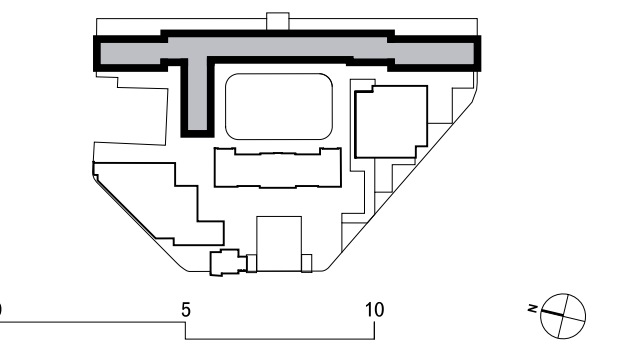
Note:
Red line shows amendments made to the original 2021 application to ensure compliance with updated legislation, including the Building Safety Act 2022 and BS9991:2024, as presented at the Planning Inquiry.

General notes:

Do not scale from drawings.
Errors to be reported immediately to the Architect.
To be read in conjunction with all relevant Architects', Services and Structural Engineers' drawings.
All existing site, tree and building information has been compiled from different sources.
All dimensions to be checked on site.

Existing
Proposed

02	20/08/2023	Planning (addendum 3)	MY	GLA
01	15/11/2024	Planning (addendum)	YZ	GLA
Rev.	Date	Description	Drawn	Check



David Chipperfield Architects

C/O Fora, 9 Dallingington Street
London EC1V 6LN
T +44 20 7620 4500
www.davidchipperfield.com

Project
Royal Mint Court
Drawing number
1510

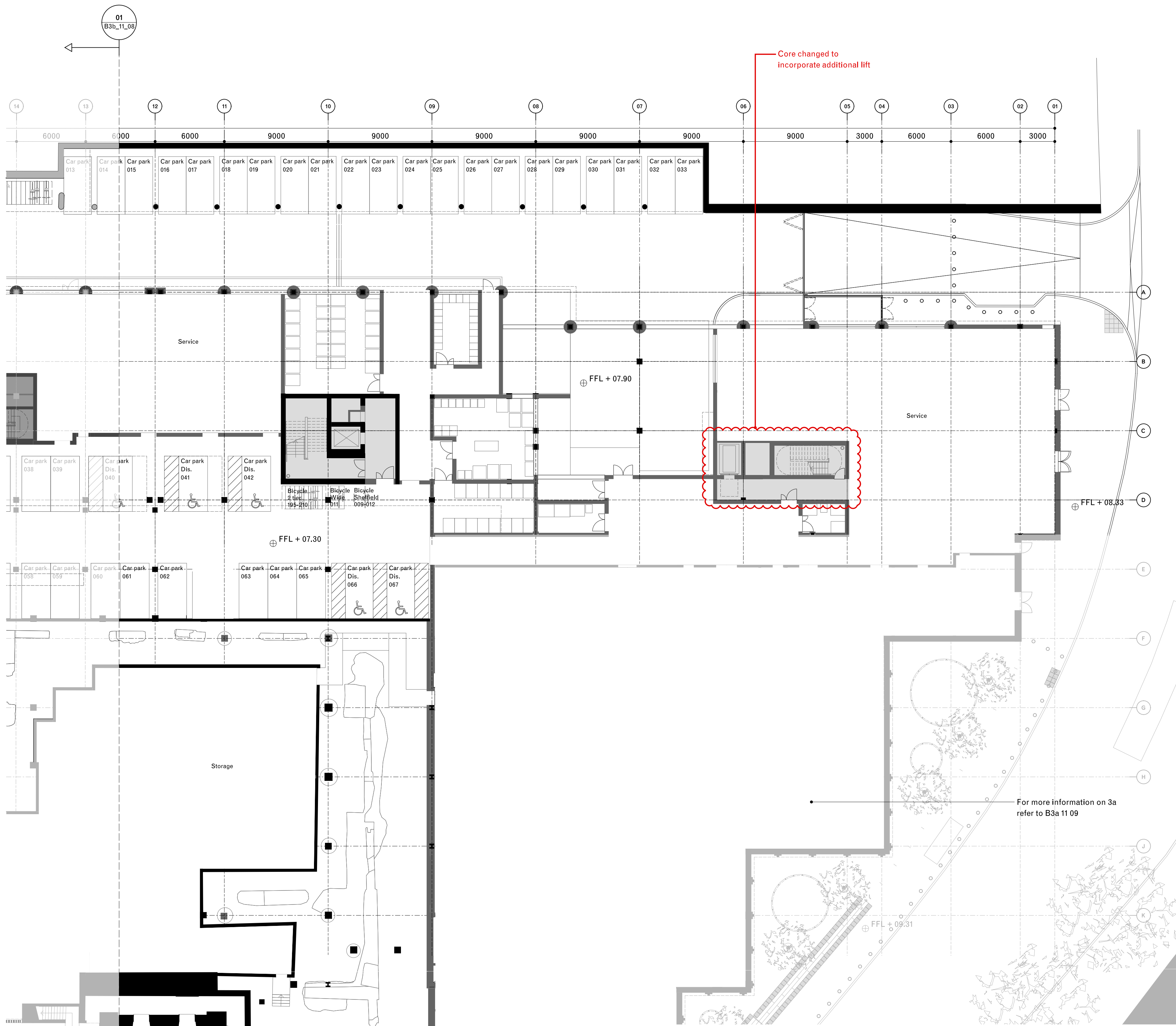
Client
Chinese Embassy in the UK

© David Chipperfield Architects Ltd.

Planning (addendum)

Drawing name
Proposed basement plan Embassy House
Drawing number
B3b_11_08
North, sheet 1 of 2

Date
Scale / Format
Drawn / Checked
Approved
CAD Reference
16/05/2024
1:200 / A1
RPI / OU, GLA
BB
1510_A_B3b_11_08.dgn
Revision
02
Planning

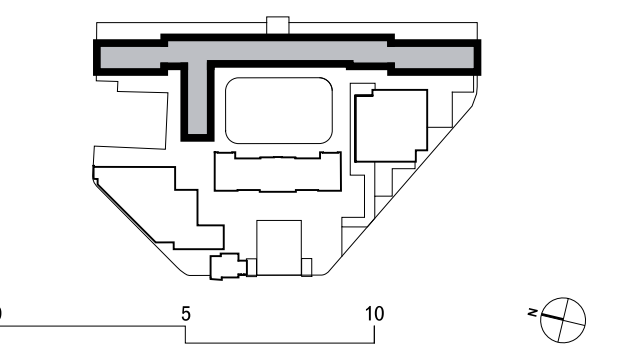


Note:
Red line shows amendments made to the original 2021 application to ensure compliance with updated legislation, including the Building Safety Act 2022 and BS9991:2024, as presented at the Planning Inquiry.

General notes:
Do not scale from drawings.
Errors to be reported immediately to the Architect.
To be read in conjunction with all relevant Architects', Services and Structural Engineers' drawings.
All existing site, tree and building information has been compiled from different sources.
All dimensions to be checked on site.

Existing
Proposed

02	20/08/2023	Planning (addendum 3)	MY	GLA
01	15/11/2024	Planning (addendum)	YZ	GLA
Rev.	Date	Description	Drawn	Check



David Chipperfield Architects

C/O Fora, 9 Dallington Street
London EC1V 6LN
T +44 20 7620 4500
www.davidchipperfield.com

Project
Royal Mint Court

Project number
1510

Client
Chinese Embassy in the UK

Planning (addendum)

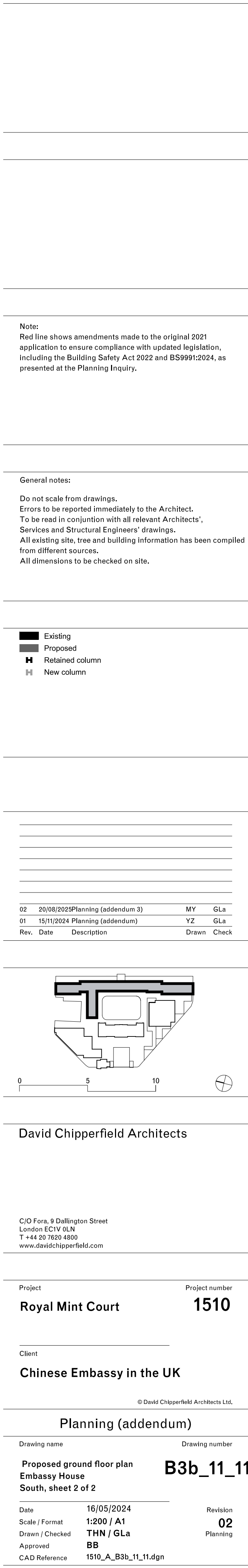
Drawing name
Proposed basement plan Embassy House

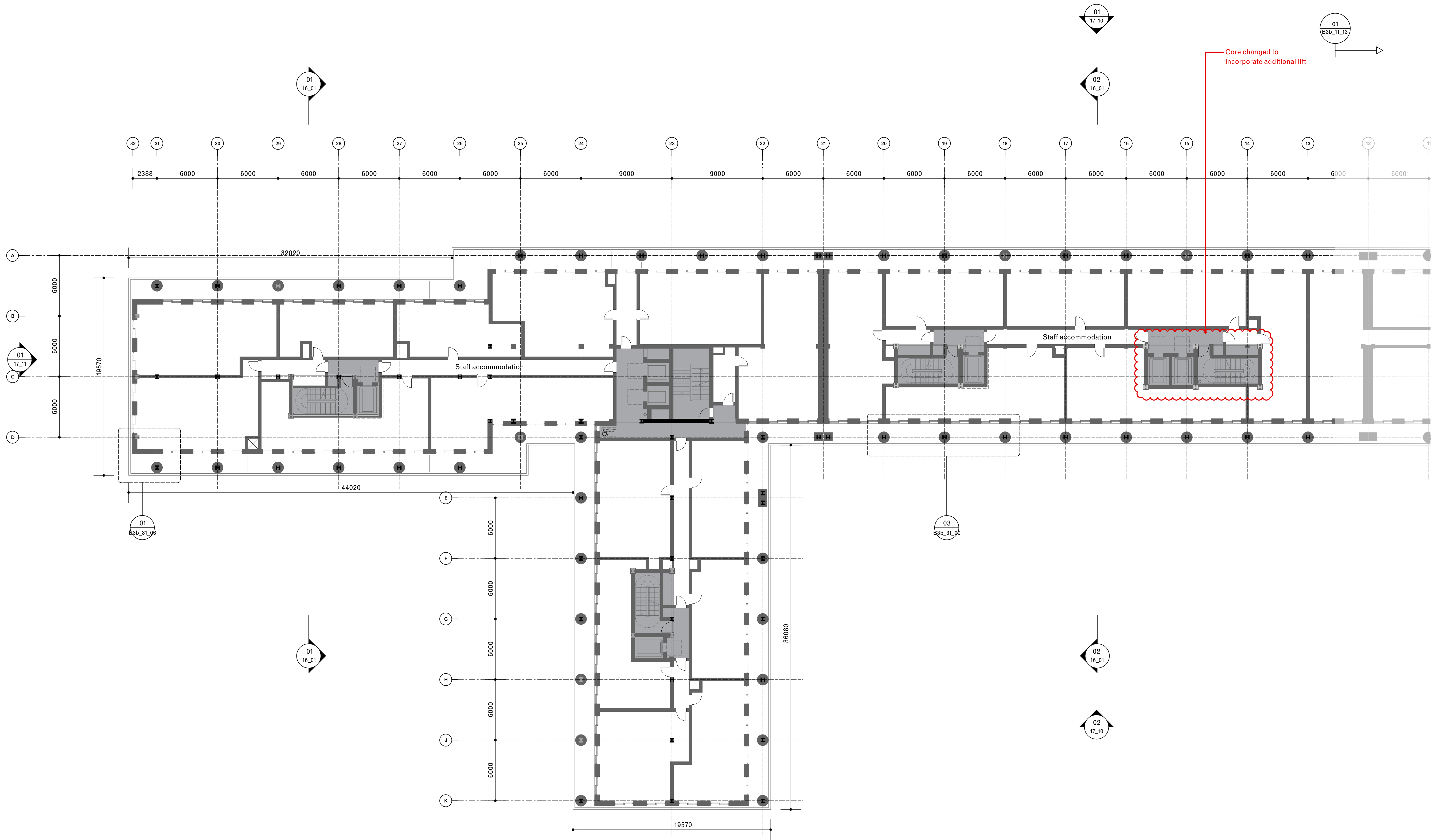
Drawing number
B3b_11_09

South, sheet 2 of 2

Date	16/05/2024	Revision
Scale / Format	1:200 / A1	02
Drawn / Checked	RPI / OU, GLA	Planning
Approved	BB	
CAD Reference	1510_A_B3b_11_09.dgn	

Date	16/05/2024	Revision
Scale / Format	1:200 / A1	02
Drawn / Checked	THN / OU, GLa	Planning
Approved	BB	
CAD Reference	1510_A_B3b_11_10.dgn	





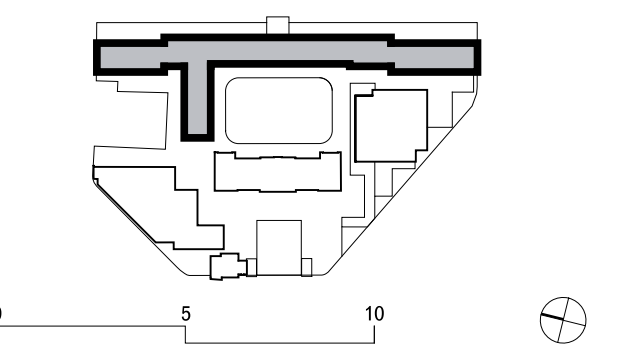
01
Proposed First Floor Plan, North
Scale 1:200

Note:
Red line shows amendments made to the original 2021 application to ensure compliance with updated legislation, including the Building Safety Act 2022 and BS9991:2024, as presented at the Planning Inquiry.

General notes:
Do not scale from drawings.
Errors to be reported immediately to the Architect.
To be read in conjunction with all relevant Architects', Services and Structural Engineers' drawings.
All existing site, tree and building information has been compiled from different sources.
All dimensions to be checked on site.

Existing
Proposed
Retained column
New column

02	20/08/2023	Planning (addendum 3)	MY	GLA
01	15/11/2024	Planning (addendum)	YZ	GLA
Rev.	Date	Description	Drawn	Check



David Chipperfield Architects

C/O Fora, 9 Dallington Street
London EC4V 6LN
T +44 20 7620 4500
www.davidchipperfield.com

Project
Royal Mint Court
Project number
1510

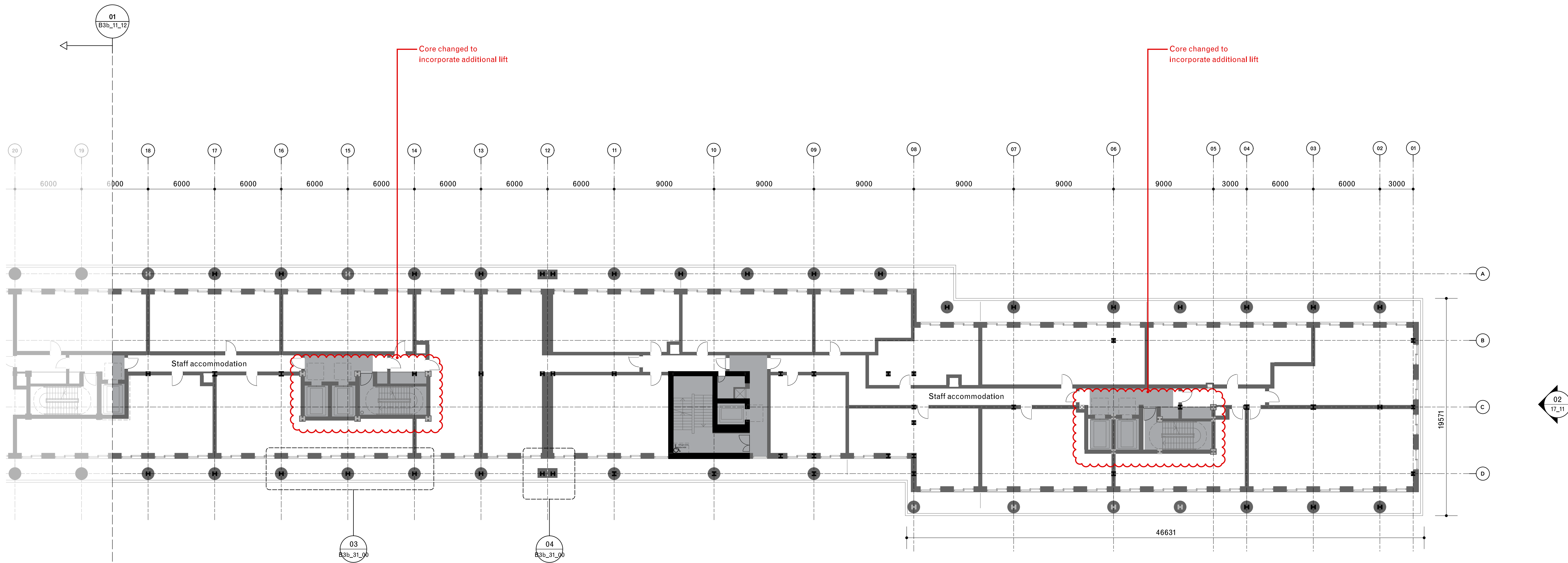
Client
Chinese Embassy in the UK

© David Chipperfield Architects Ltd.

Planning (addendum)

Drawing name
Proposed first floor plan
Embassy House
North, sheet 1 of 2
Drawing number
B3b_11_12

Date	16/05/2024	Revision
Scale / Format	1:200 / A1	02
Drawn / Checked	THN / OU, GLA	Planning
Approved	BB	
CAD Reference	1510_A_B3b_11_12.dgn	

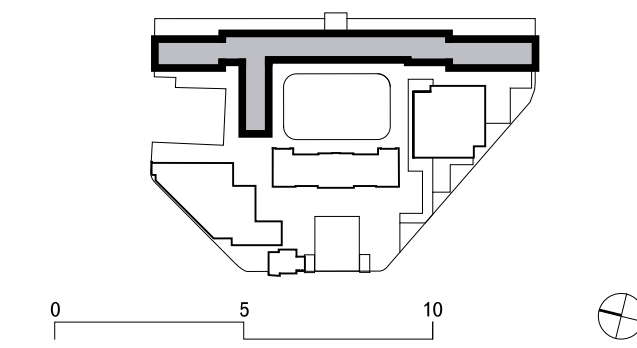


Note:
Red line shows amendments made to the original 2021 application to ensure compliance with updated legislation, including the Building Safety Act 2022 and BS9991:2024, as presented at the Planning Inquiry.

General notes:
Do not scale from drawings.
Errors to be reported immediately to the Architect.
To be read in conjunction with all relevant Architects', Services and Structural Engineers' drawings.
All existing site, tree and building information has been compiled from different sources.
All dimensions to be checked on site.

Existing
Proposed
Retained column
New column

02	20/08/2023	Planning (addendum 3)	MY	GLa
01	15/11/2024	Planning (addendum)	YZ	GLa
Rev.	Date	Description	Drawn	Check



David Chipperfield Architects

C/O Fora, 9 Dallington Street
London EC1V 6LN
T +44 20 7600 4500
www.davidchipperfield.com

Project
Royal Mint Court
Project number
1510

Client
Chinese Embassy in the UK

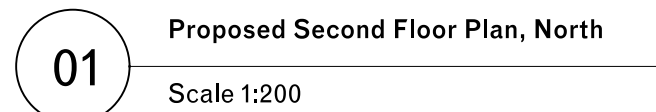
© David Chipperfield Architects Ltd.

Planning (addendum)

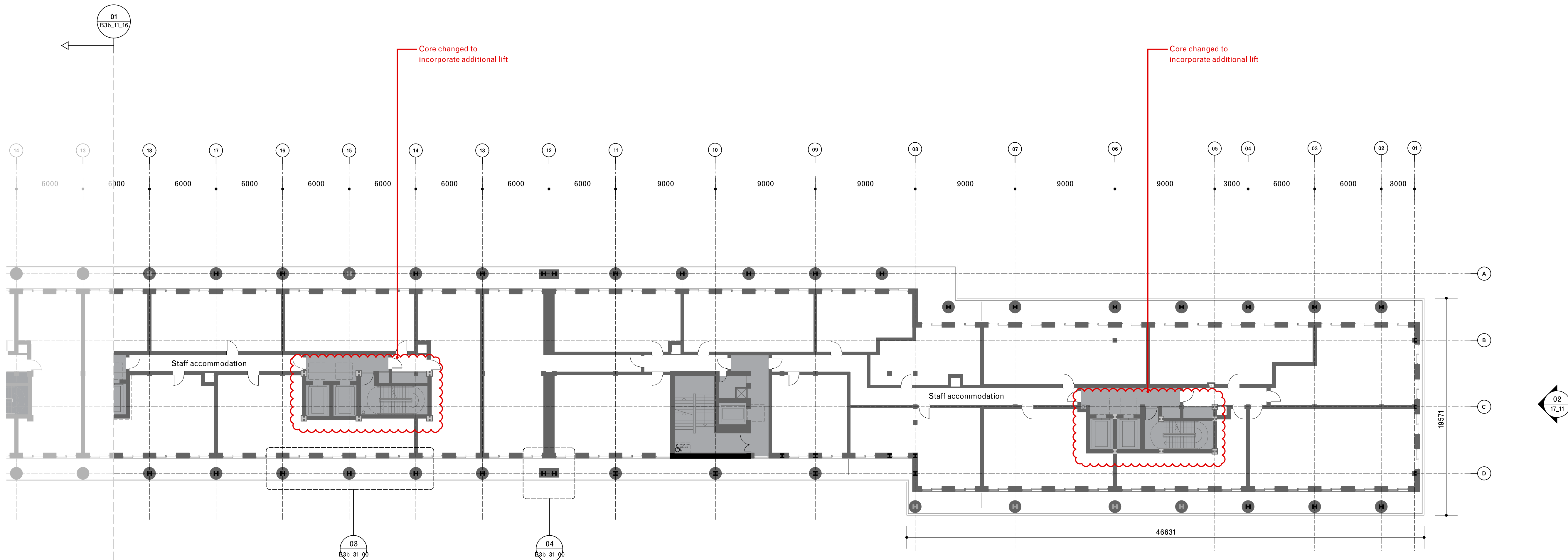
Drawing name
Drawing number

Proposed first floor plan
Embassy House
South, sheet 2 of 2
B3b_11_13

Date	16/05/2024	Revision
Scale / Format	1:200 / A1	02
Drawn / Checked	THN / OU, GLa	Planning
Approved	BB	
CAD Reference	1510_A_B3b_11_13.dgn	



Date	16/05/2024	Revision
Scale / Format	1:200 / A1	02
Drawn / Checked	THN / OU, GLa	Planning
Approved	BB	
CAD Reference	1510_A-B3b_11_14.dgn	

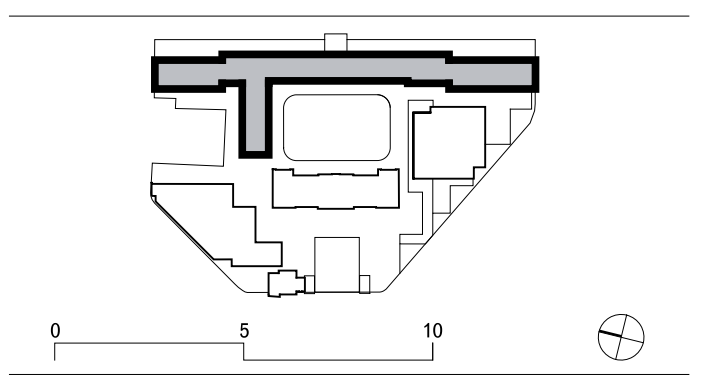


Note:
Red line shows amendments made to the original 2021 application to ensure compliance with updated legislation, including the Building Safety Act 2022 and BS9991:2024, as presented at the Planning Inquiry.

General notes:
Do not scale from drawings.
Errors to be reported immediately to the Architect.
To be read in conjunction with all relevant Architects', Services and Structural Engineers' drawings.
All existing site, tree and building information has been compiled from different sources.
All dimensions to be checked on site.

- Existing
- Proposed
- Retained column
- New column

02	20/08/2023	Planning (addendum 3)	MY	GLa
01	15/11/2024	Planning (addendum)	YZ	GLa
Rev.	Date	Description	Drawn	Check

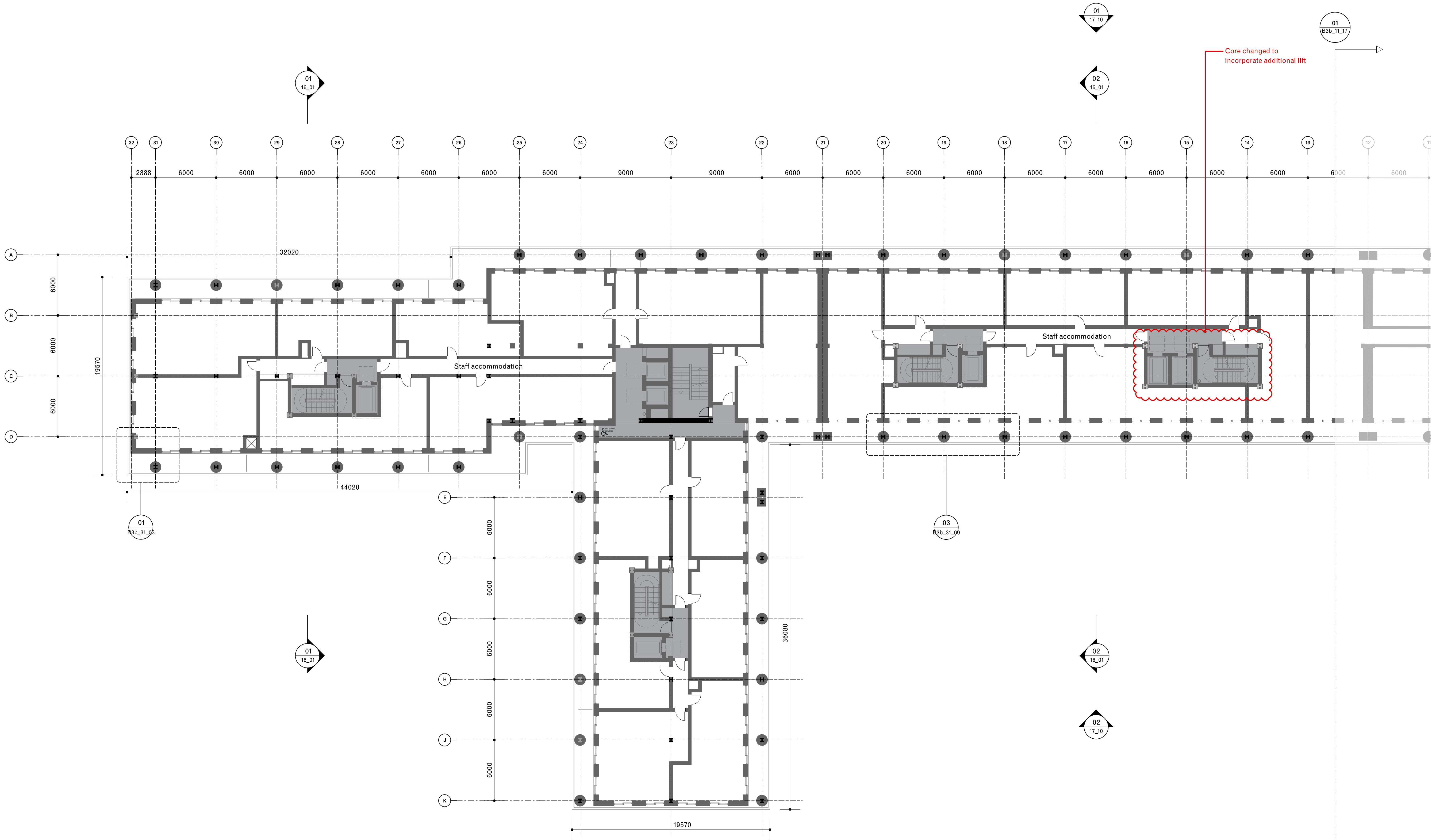


David Chipperfield Architects

C/O Fora, 9 Dallington Street
London EC4V 6LN
T +44 20 7600 4500
www.davidchipperfield.com

Project	Project number	
Royal Mint Court	1510	
<hr/>		
Client		
Chinese Embassy in the UK		
<hr/>		
© David Chipperfield Architects Ltd.		
<hr/>		
Planning (addendum)		
Drawing name	Drawing number	
Proposed second floor plan Embassy House South, sheet 2 of 2	B3b_11_15	
Date	16/05/2024	Revision
Scale / Format	1:200 / A1	02
Drawn / Checked	THN / OU, GLa	Planning
Approved	BB	
CAD Reference	1510_A_B3b_11_15.dgn	

01 Proposed Second Floor Plan, South
Scale 1:200

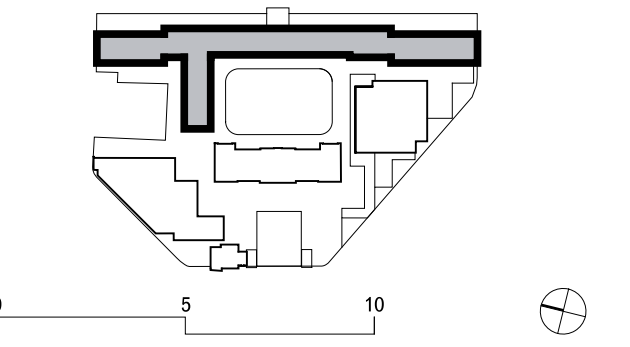


Note:
Red line shows amendments made to the original 2021 application to ensure compliance with updated legislation, including the Building Safety Act 2022 and BS9991:2024, as presented at the Planning Inquiry.

General notes:
Do not scale from drawings.
Errors to be reported immediately to the Architect.
To be read in conjunction with all relevant Architects', Services and Structural Engineers' drawings.
All existing site, tree and building information has been compiled from different sources.
All dimensions to be checked on site.

- Existing
- Proposed
- Retained column
- New column

02	20/08/2023	Planning (addendum 3)	MY	GLA
01	15/11/2024	Planning (addendum)	YZ	GLA
Rev.	Date	Description	Drawn	Check



David Chipperfield Architects

C/O Fora, 9 Dallington Street
London EC1V 6LN
T +44 20 7620 4500
www.davidchipperfield.com

Project
Royal Mint Court

Project number
1510

Client
Chinese Embassy in the UK

© David Chipperfield Architects Ltd.

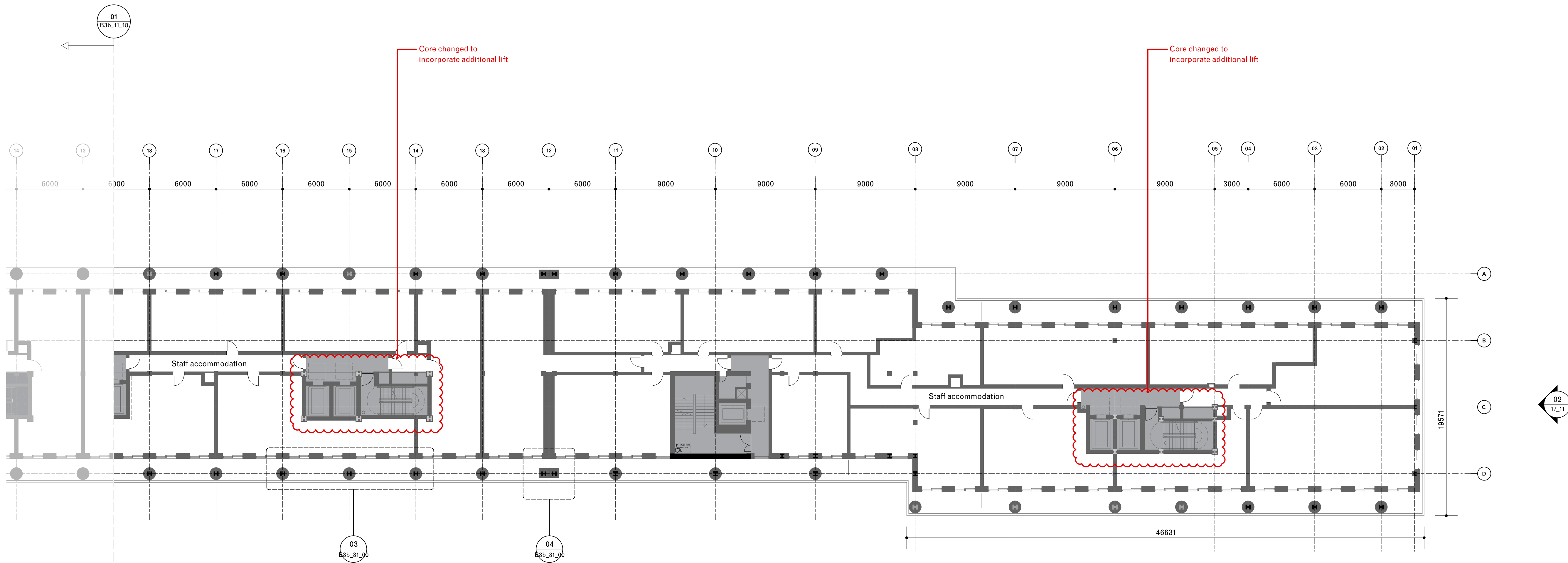
Planning (addendum)

Drawing name
Proposed third floor plan

Drawing number
B3b_11_16

Embassy House
North, sheet 1 of 2

Date	16/05/2024	Revision
Scale / Format	1:200 / A1	02
Drawn / Checked	THN / OU, GLA	Planning
Approved	BB	
CAD Reference	1510_A_B3b_11_16.dgn	

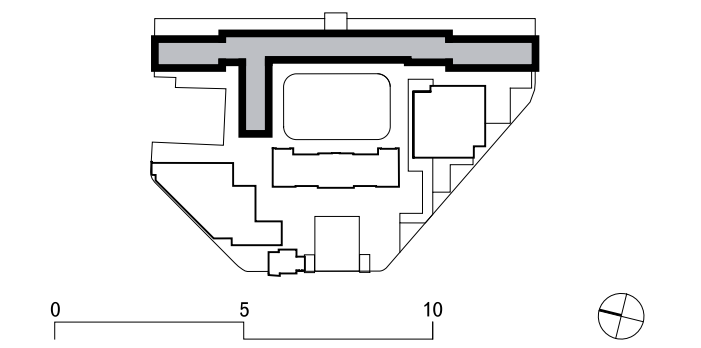


Note:
Red line shows amendments made to the original 2021 application to ensure compliance with updated legislation, including the Building Safety Act 2022 and BS9991:2024, as presented at the Planning Inquiry.

General notes:
Do not scale from drawings.
Errors to be reported immediately to the Architect.
To be read in conjunction with all relevant Architects', Services and Structural Engineers' drawings.
All existing site, tree and building information has been compiled from different sources.
All dimensions to be checked on site.

Existing
Proposed
Retained column
New column

02	20/08/2023	Planning (addendum 3)	MY	GLa
01	15/11/2024	Planning (addendum)	YZ	GLa
Rev.	Date	Description	Drawn	Check



David Chipperfield Architects

C/O Fora, 9 Dallington Street
London EC4V 6LN
T +44 20 7600 4500
www.davidchipperfield.com

Project
Royal Mint Court
Project number
1510

Client
Chinese Embassy in the UK

© David Chipperfield Architects Ltd.

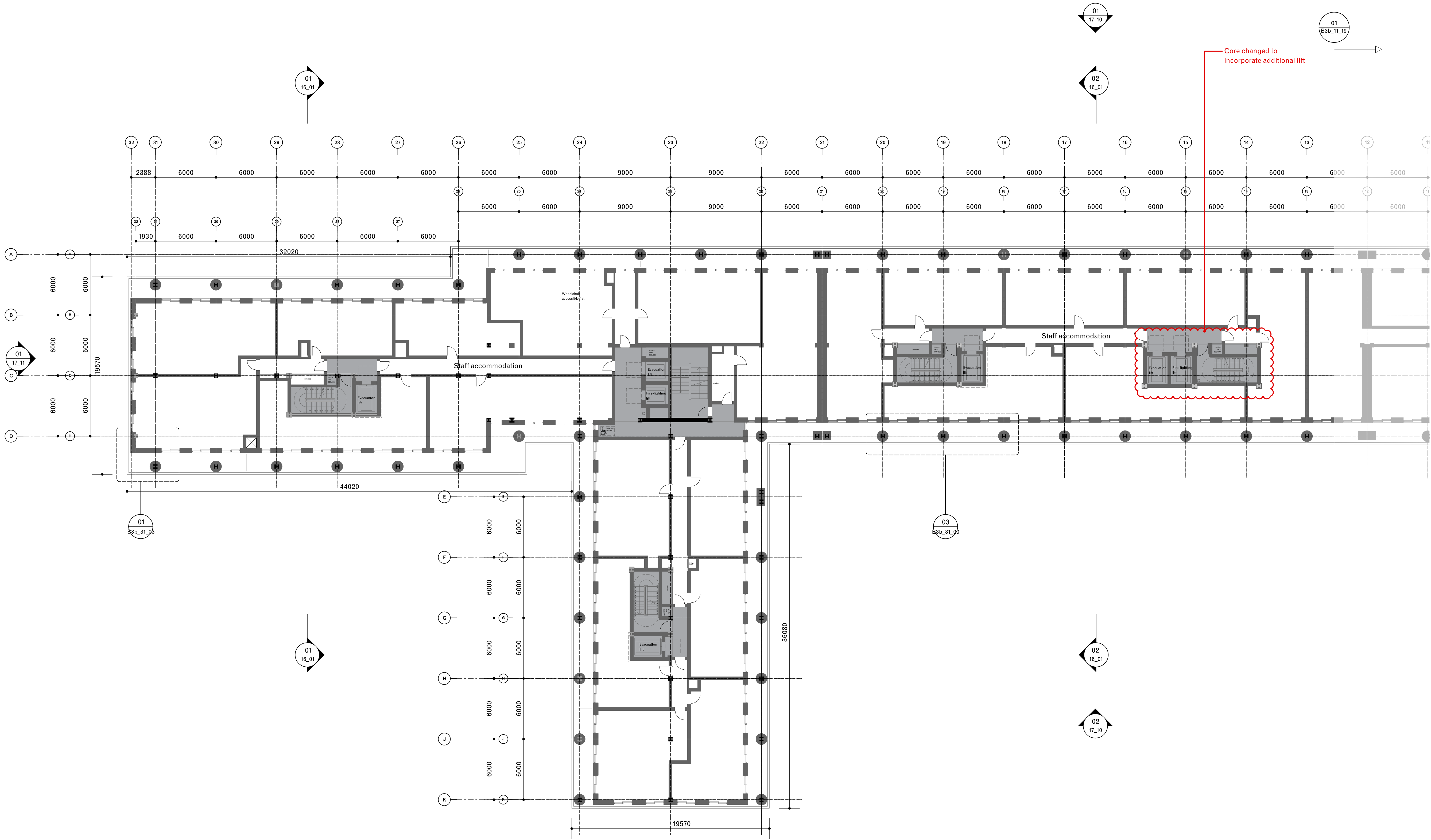
Planning (addendum)

Drawing name
Drawing number

Proposed third floor plan
Embassy House
South, sheet 2 of 2
B3b_11_17

Date	16/05/2024	Revision
Scale / Format	1:200 / A1	02
Drawn / Checked	THN / OU, GLa	Planning
Approved	BB	
CAD Reference	1510_A_B3b_11_17.dgn	

01
Proposed Third Floor Plan, South
Scale 1:200

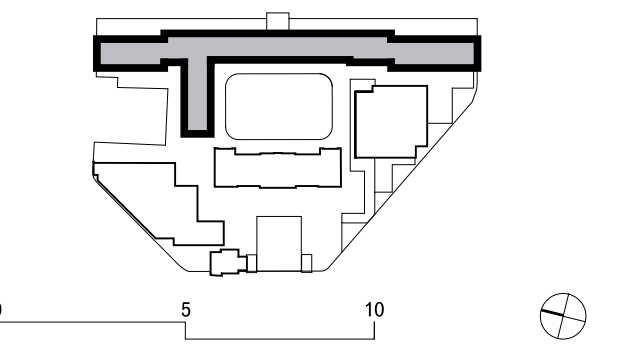


Note:
Red line shows amendments made to the original 2021 application to ensure compliance with updated legislation, including the Building Safety Act 2022 and BS9991:2024, as presented at the Planning Inquiry.

General notes:
Do not scale from drawings.
Errors to be reported immediately to the Architect.
To be read in conjunction with all relevant Architects', Services and Structural Engineers' drawings.
All existing site, tree and building information has been compiled from different sources.
All dimensions to be checked on site.

- Existing
- Proposed
- Retained column
- New column

02	20/08/2023	Planning (addendum 3)	MY	GLA
01	15/11/2024	Planning (addendum)	YZ	GLA
Rev.	Date	Description	Drawn	Check



David Chipperfield Architects

C/O Fora, 9 Dallington Street
London EC1V 6LN
T +44 20 7620 4500
www.davidchipperfield.com

Project
Royal Mint Court
Project number
1510

Client
Chinese Embassy in the UK

© David Chipperfield Architects Ltd.

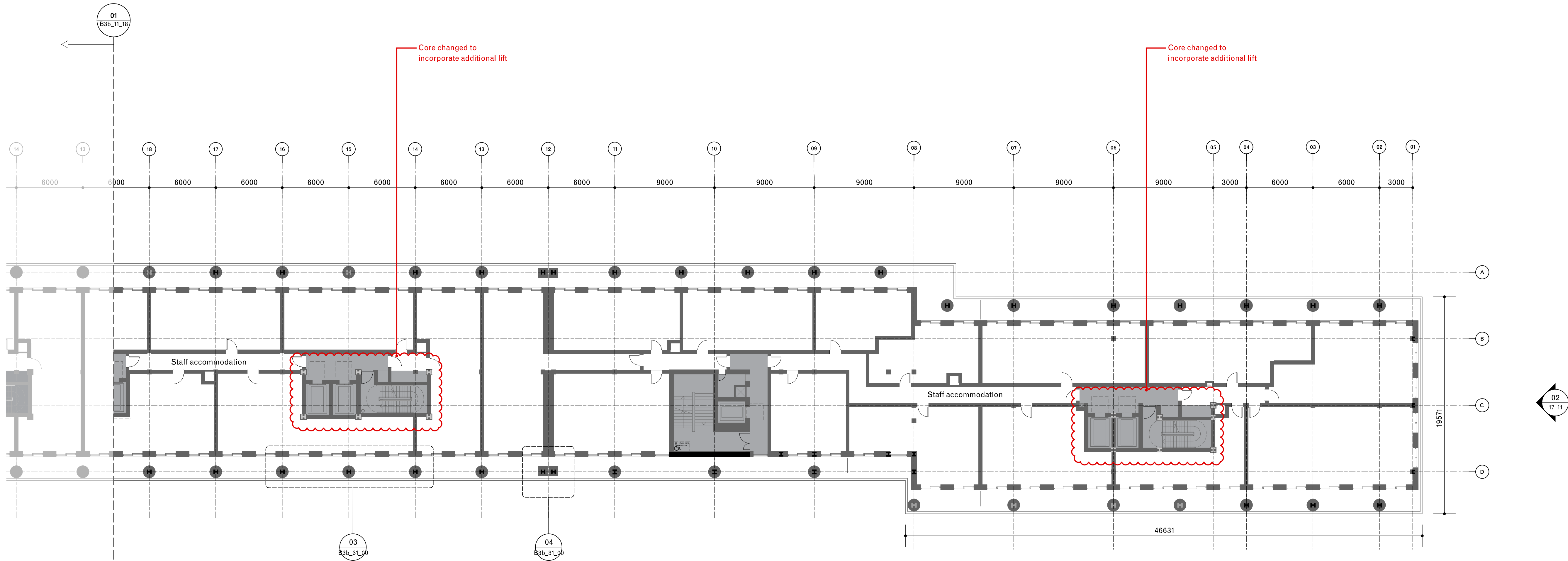
Planning (addendum)

Drawing name
Proposed fourth floor plan
Drawing number
B3b_11_18

Embassy House
North, sheet 1 of 2

Date	16/05/2024	Revision
Scale / Format	1:200 / A1	02
Drawn / Checked	THN / OU, GLA	Planning
Approved	BB	
CAD Reference	1510_A_B3b_11_18.dgn	

01
Proposed Fourth Floor Plan, North
Scale 1:200

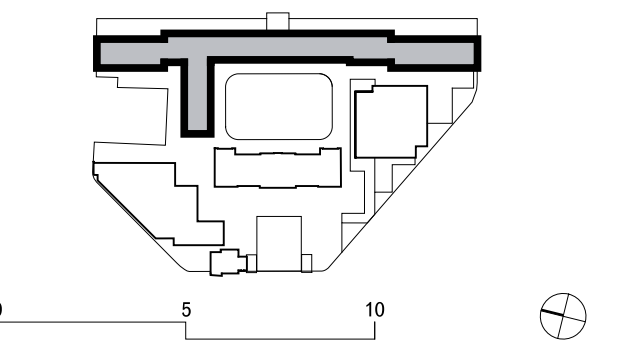


Note:
Red line shows amendments made to the original 2021 application to ensure compliance with updated legislation, including the Building Safety Act 2022 and BS9991:2024, as presented at the Planning Inquiry.

General notes:
Do not scale from drawings.
Errors to be reported immediately to the Architect.
To be read in conjunction with all relevant Architects', Services and Structural Engineers' drawings.
All existing site, tree and building information has been compiled from different sources.
All dimensions to be checked on site.

- Existing
- Proposed
- Retained column
- New column

02	20/08/2023	Planning (addendum 3)	MY	GLa
01	15/11/2024	Planning (addendum)	YZ	GLa
Rev.	Date	Description	Drawn	Check



David Chipperfield Architects

C/O Fora, 9 Dallington Street
London EC4V 6LN
T +44 20 7600 4500
www.davidchipperfield.com

Project
Royal Mint Court
Project number
1510

Client
Chinese Embassy in the UK

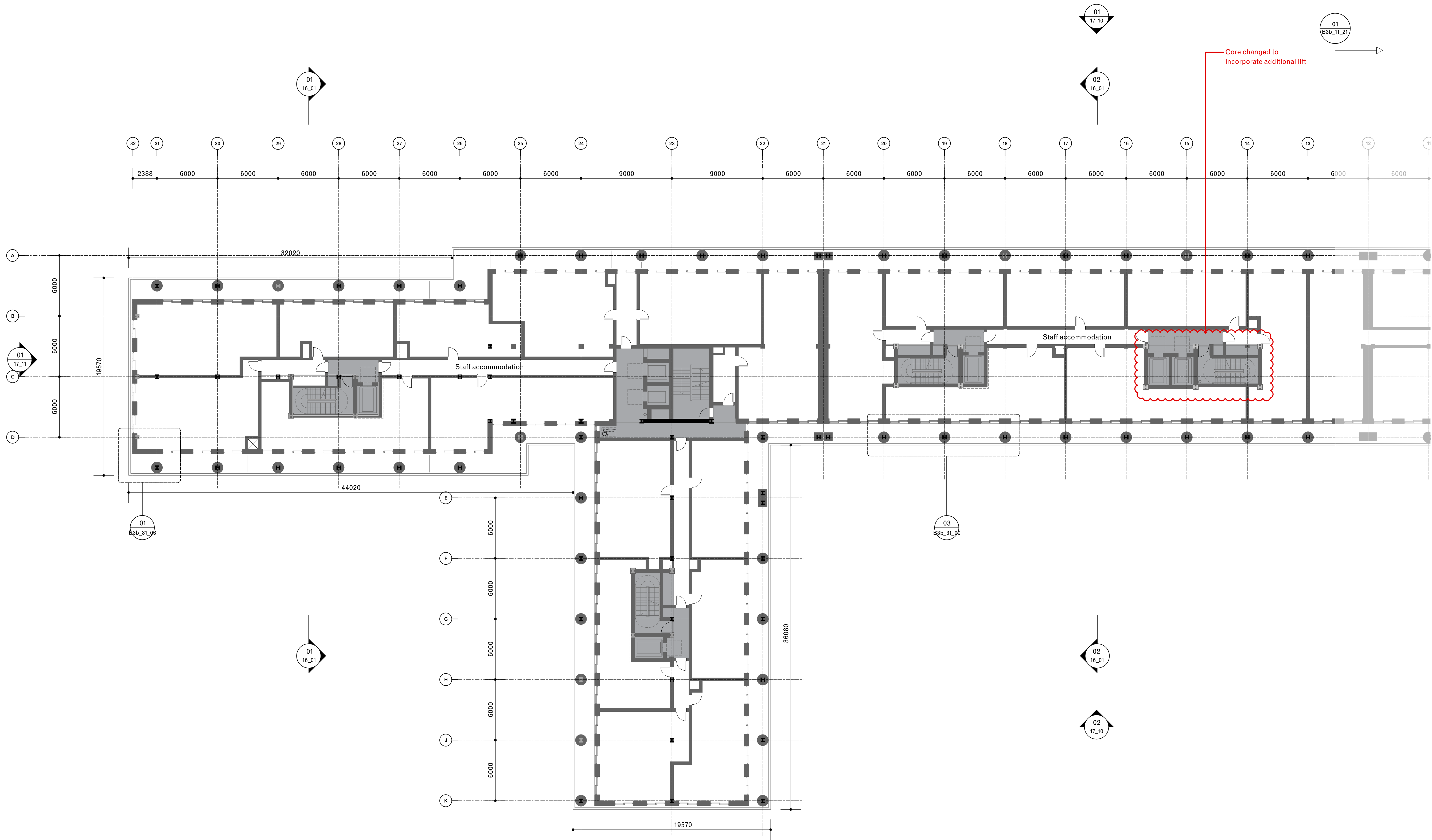
© David Chipperfield Architects Ltd.

Planning (addendum)

Drawing name
Proposed fourth floor plan
Drawing number
B3b_11_19

Embassy House
South, sheet 2 of 2

Date	16/05/2024	Revision	02
Scale / Format	1:200 / A1	Planning	
Drawn / Checked	THN / OU, GLa		
Approved	BB		
CAD Reference	1510_A_B3b_11_19.dgn		

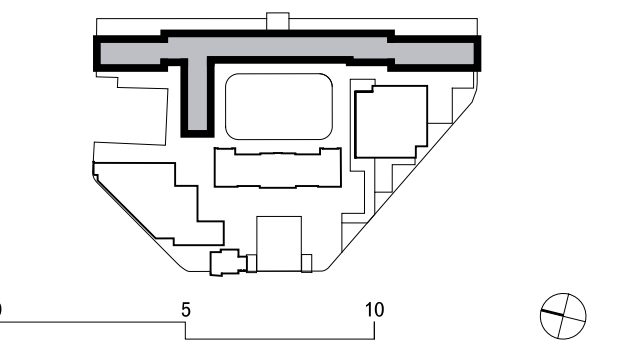


Note:
Red line shows amendments made to the original 2021 application to ensure compliance with updated legislation, including the Building Safety Act 2022 and BS9991:2024, as presented at the Planning Inquiry.

General notes:
Do not scale from drawings.
Errors to be reported immediately to the Architect.
To be read in conjunction with all relevant Architects', Services and Structural Engineers' drawings.
All existing site, tree and building information has been compiled from different sources.
All dimensions to be checked on site.

- Existing
- Proposed
- Retained column
- New column

02	20/08/2023	Planning (addendum 3)	MY	GLa
01	15/11/2024	Planning (addendum)	YZ	GLa
Rev.	Date	Description	Drawn	Check



David Chipperfield Architects

C/O Fora, 9 Dallington Street
London EC1V 9LN
T +44 20 7620 4500
www.davidchipperfield.com

Project
Royal Mint Court
Project number
1510

Client
Chinese Embassy in the UK

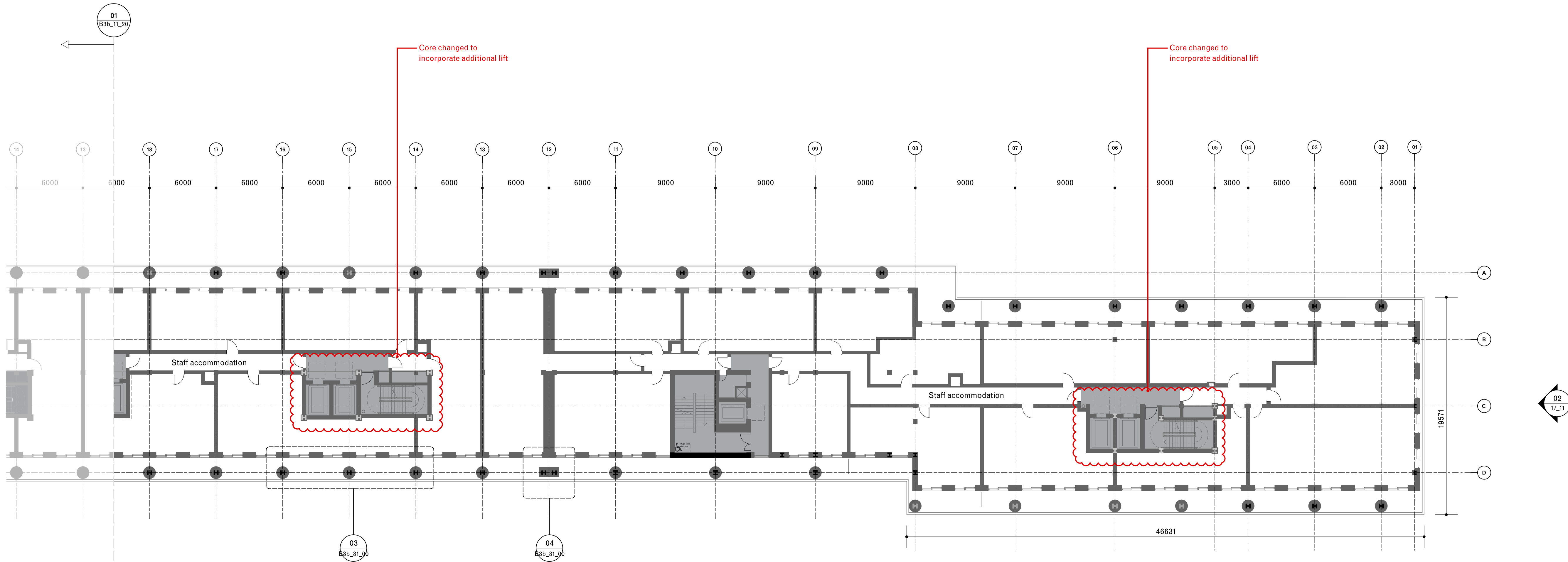
© David Chipperfield Architects Ltd.

Planning (addendum)

Drawing name
Drawing number

Proposed fifth floor plan
Embassy House
North, sheet 1 of 2
B3b_11_20

Date	16/05/2024	Revision
Scale / Format	1:200 / A1	02
Drawn / Checked	THN / OU, GLa	Planning
Approved	BB	
CAD Reference	1510_A_B3b_11_20.dgn	



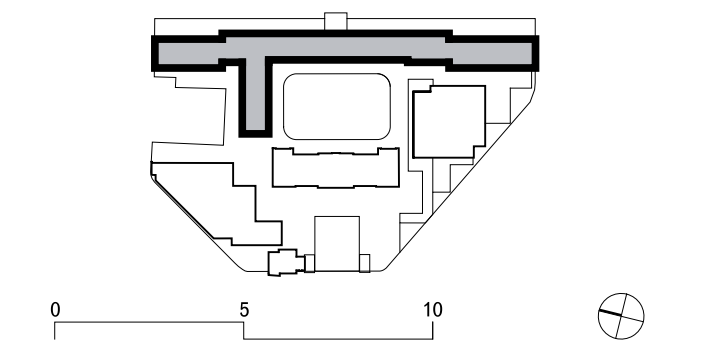
01
Proposed Fifth Floor Plan, South
Scale 1:200

Note:
Red line shows amendments made to the original 2021 application to ensure compliance with updated legislation, including the Building Safety Act 2022 and BS9991:2024, as presented at the Planning Inquiry.

General notes:
Do not scale from drawings.
Errors to be reported immediately to the Architect.
To be read in conjunction with all relevant Architects', Services and Structural Engineers' drawings.
All existing site, tree and building information has been compiled from different sources.
All dimensions to be checked on site.

Existing
Proposed
Retained column
New column

02	20/08/2023	Planning (addendum 3)	MY	GLa
01	15/11/2024	Planning (addendum)	YZ	GLa
Rev.	Date	Description	Drawn	Check



David Chipperfield Architects

C/O Fora, 9 Dallington Street
London EC1V 0LN
T +44 20 7600 4500
www.davidchipperfield.com

Project
Royal Mint Court
Project number
1510

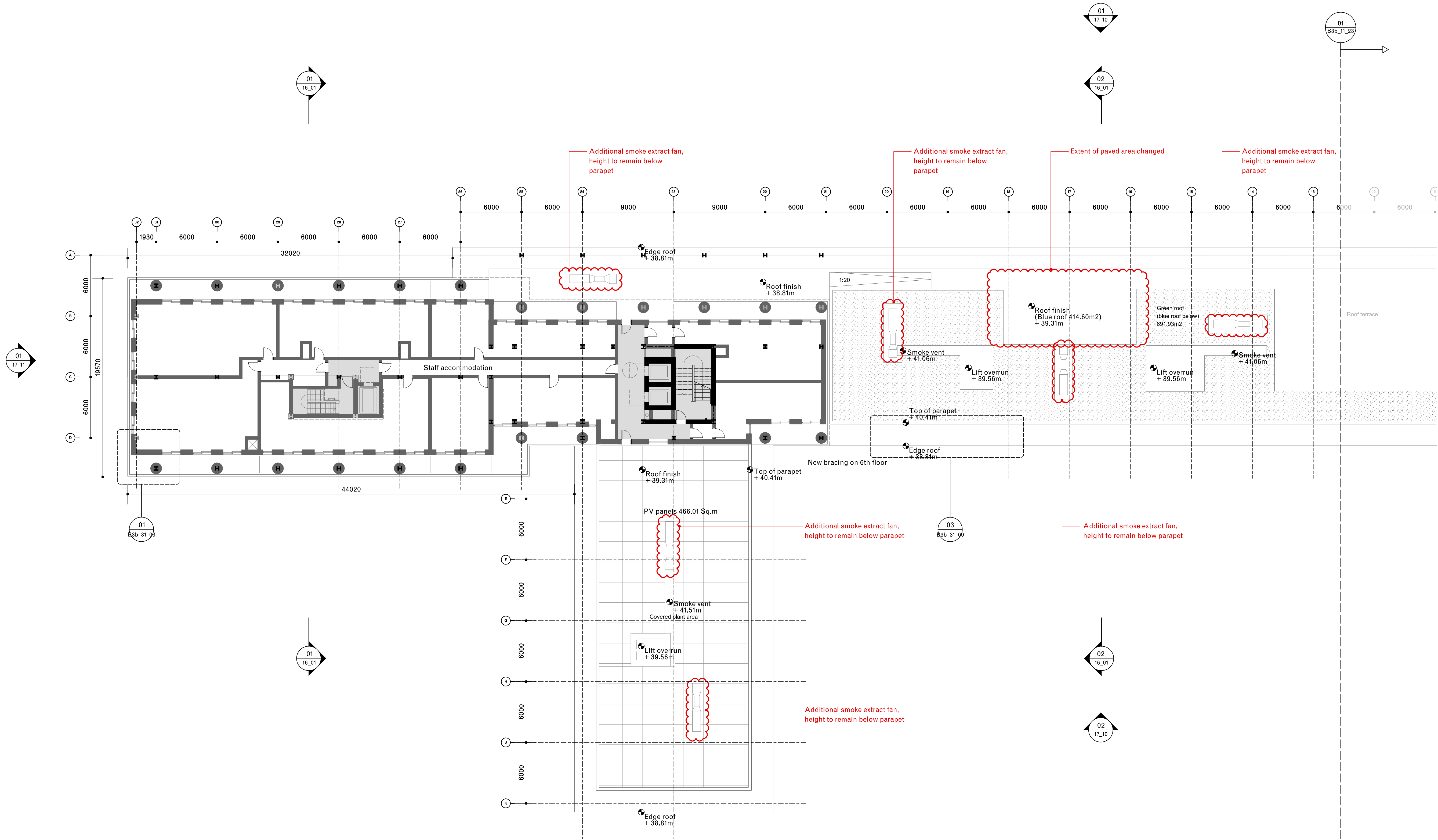
Client
Chinese Embassy in the UK

© David Chipperfield Architects Ltd.

Planning (addendum)

Drawing name
Proposed fifth floor plan
Embassy House
South, sheet 2 of 2
Drawing number
B3b_11_21

Date	16/05/2024	Revision
Scale / Format	1:200 / A1	02
Drawn / Checked	THN / OU, GLa	Planning
Approved	BB	
CAD Reference	1510_A_B3b_11_21.dgn	



01
Proposed Sixth Floor Plan, North
Scale 1:200

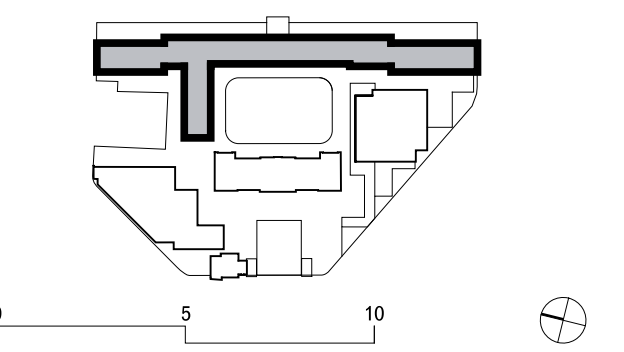
Note:
Red line shows amendments made to the original 2021 application to ensure compliance with updated legislation, including the Building Safety Act 2022 and BS9991:2024, as presented at the Planning Inquiry.

General notes:

Do not scale from drawings.
Errors to be reported immediately to the Architect.
To be read in conjunction with all relevant Architects', Services and Structural Engineers' drawings.
All existing site, tree and building information has been compiled from different sources.
All dimensions to be checked on site.

Existing
Proposed
Retained column
New column

03	20/08/2025	Planning (addendum 3)	MY	GLA
02	31/01/2025	Planning (addendum 2)	MY	GLA
01	15/11/2024	Planning (addendum 1)	YZ	GLA
Rev.	Date	Description	Drawn	Check



David Chipperfield Architects

C/O Fora, 9 Dallington Street
London EC1V 6LN
T +44 20 7600 4500
www.davidchipperfield.com

Project
Royal Mint Court
Client
Chinese Embassy in the UK

Project number
1510

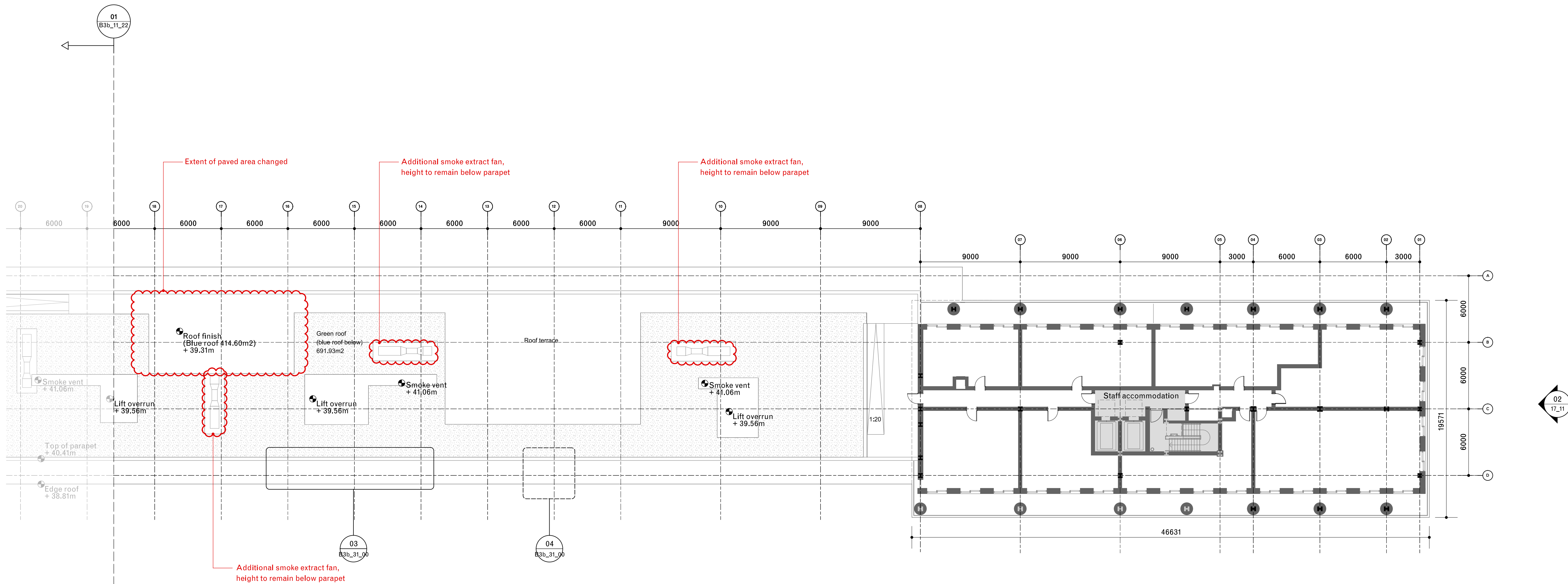
© David Chipperfield Architects Ltd.

Planning (addendum)

Drawing name
Drawing number

Proposed sixth floor plan
Embassy House
North, sheet 1 of 2
B3b_11_22

Date	16/05/2024	Revision
Scale / Format	1:200 / A1	03
Drawn / Checked	THN / OU, GLA	Planning
Approved	BB	
CAD Reference	1510_A_B3b_11_22.dgn	



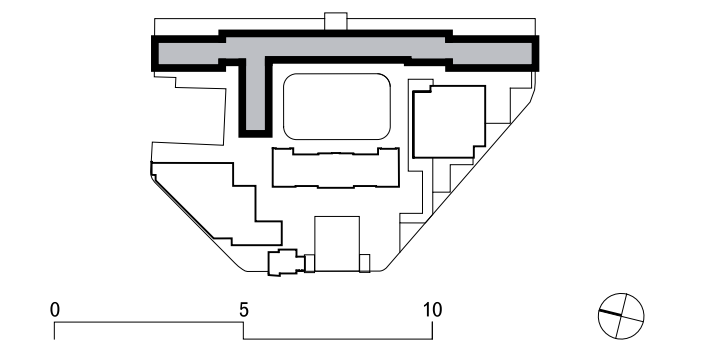
01 Proposed Sixth Floor Plan
Scale 1:200

Note:
Red line shows amendments made to the original 2021 application to ensure compliance with updated legislation, including the Building Safety Act 2022 and BS9991:2024, as presented at the Planning Inquiry.

General notes:
Do not scale from drawings.
Errors to be reported immediately to the Architect.
To be read in conjunction with all relevant Architects', Services and Structural Engineers' drawings.
All existing site, tree and building information has been compiled from different sources.
All dimensions to be checked on site.

Existing
Proposed
Retained column
New column

03	20/08/2025	Planning (addendum 3)	MY	GLa
02	31/01/2025	Planning (addendum 2)	MY	GLa
01	15/11/2024	Planning (addendum)	YZ	GLa
Rev.	Date	Description	Drawn	Check



David Chipperfield Architects

C/O Fora, 9 Dallington Street
London EC1V 6LN
T +44 20 7600 4600
www.davidchipperfield.com

Project
Royal Mint Court
Client
Chinese Embassy in the UK

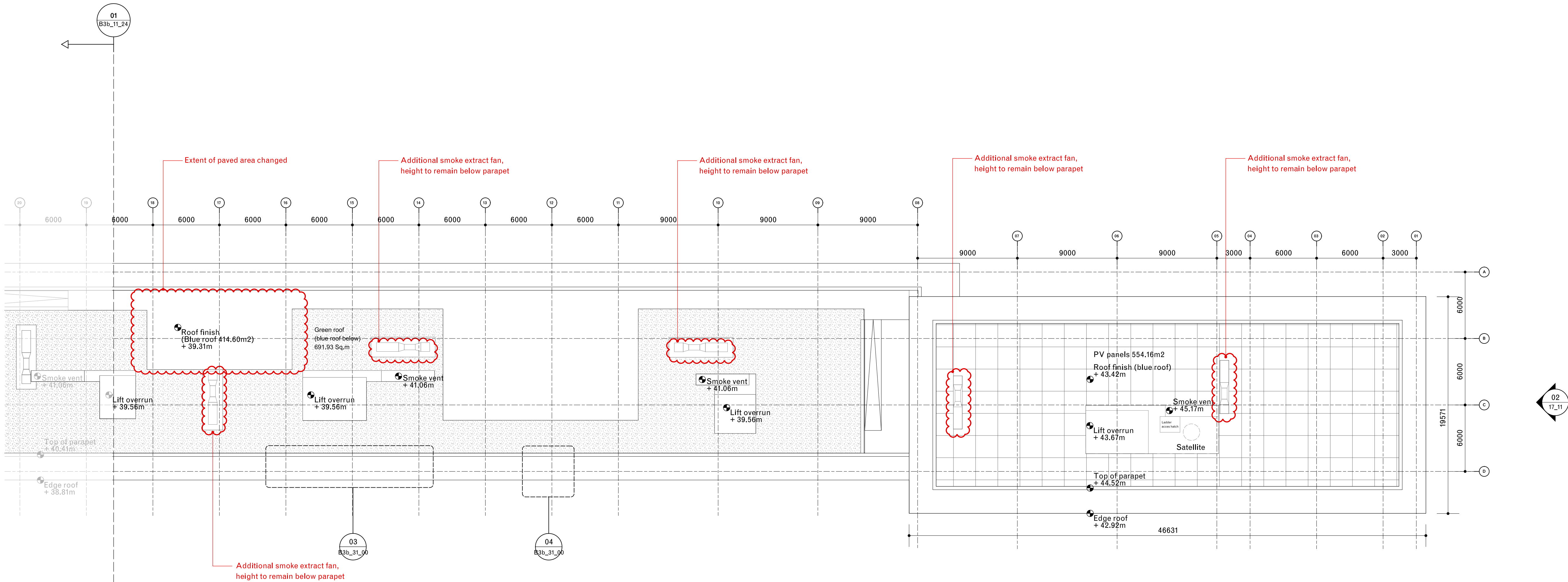
Project number
1510
Drawing name
Planning (addendum)

Drawing number
B3b_11_23
Proposed sixth floor plan
Embassy House
South, sheet 2 of 2

Date	16/05/2024	Revision
Scale / Format	1:200 / A1	03
Drawn / Checked	THN / OU, GLa	Planning
Approved	BB	
CAD Reference	1510_A_B3b_11_23.dgn	



Drawing name	Drawing number
Proposed seventh floor plan Embassy house North, sheet 1 of 2	B3b_11_24
Date	Revision
Scale / Format	03
Drawn / Checked	Planning
Approved	
CAD Reference	

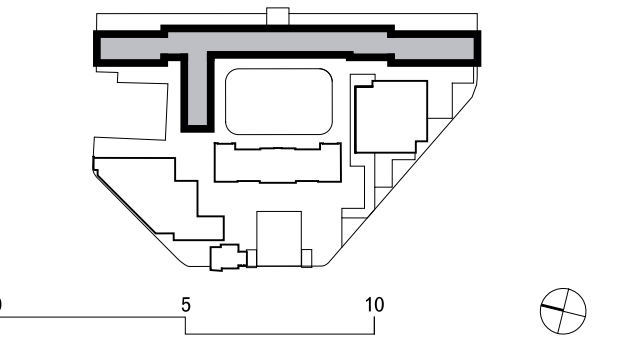


Note:
Red line shows amendments made to the original 2021 application to ensure compliance with updated legislation, including the Building Safety Act 2022 and BS9991:2024, as presented at the Planning Inquiry.

General notes:
Do not scale from drawings.
Errors to be reported immediately to the Architect.
To be read in conjunction with all relevant Architects', Services and Structural Engineers' drawings.
All existing site, tree and building information has been compiled from different sources.
All dimensions to be checked on site.

Existing
Proposed
Retained column
New column

03	20/08/2025	Planning (addendum 3)	MY	GLa
02	31/01/2025	Planning (addendum 2)	MY	GLa
01	15/11/2024	Planning (addendum)	YZ	GLa
Rev.	Date	Description	Drawn	Check



David Chipperfield Architects

C/O Fora, 9 Dallington Street
London EC1V 6LN
T +44 20 7600 4500
www.davidchipperfield.com

Project
Royal Mint Court
Project number
1510

Client
Chinese Embassy in the UK

© David Chipperfield Architects Ltd.

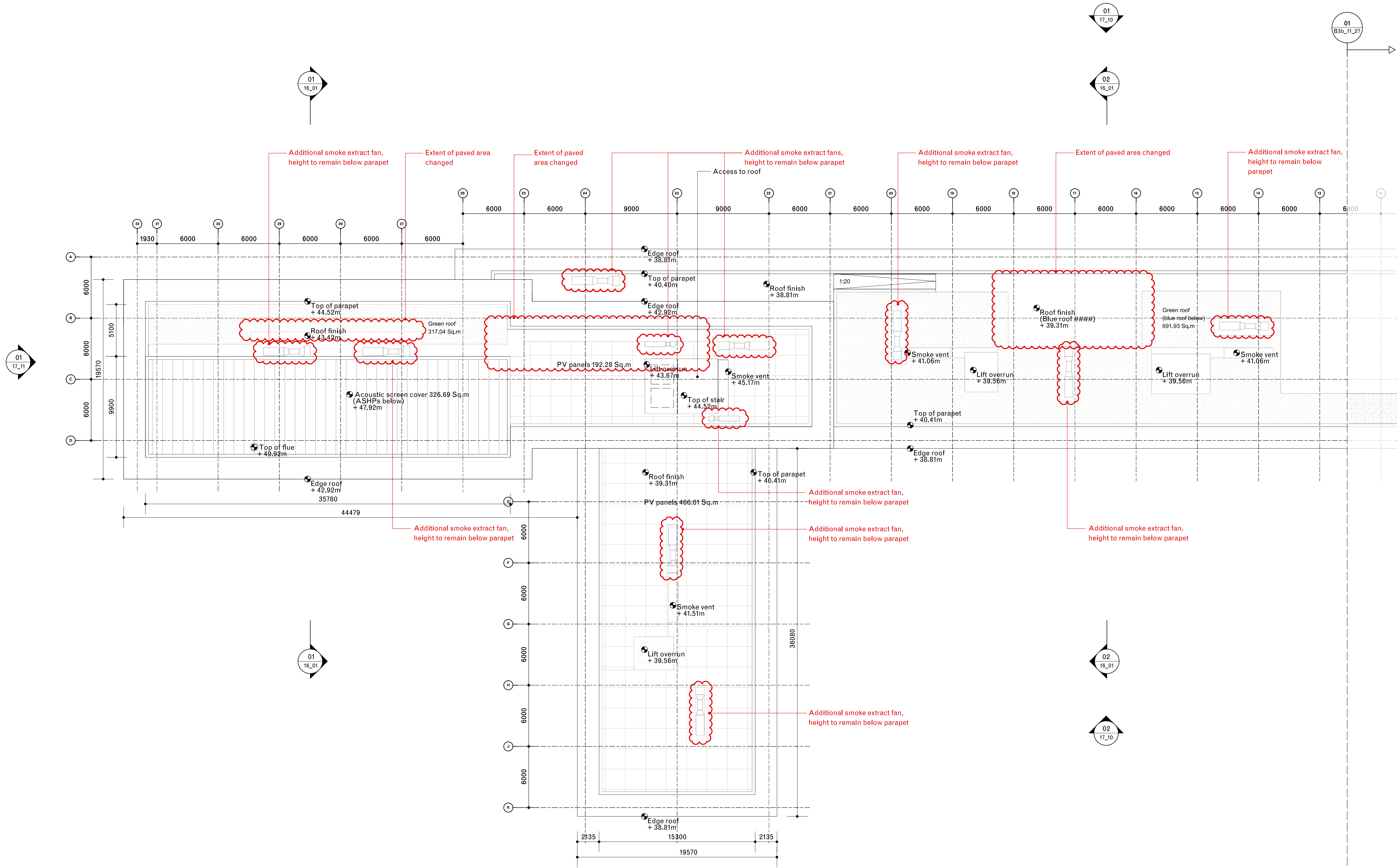
Planning (addendum)

Drawing name
Drawing number

Proposed seventh floor plan
Embassy house
South, sheet 2 of 2
B3b_11_25

Date	16/05/2024	Revision
Scale / Format	1:200 / A1	03
Drawn / Checked	YZ / OU, GLa	Planning
Approved	BB	
CAD Reference	1510_A_B3b_11_25.dgn	

01
Proposed Seventh Floor Plan
Scale 1:200



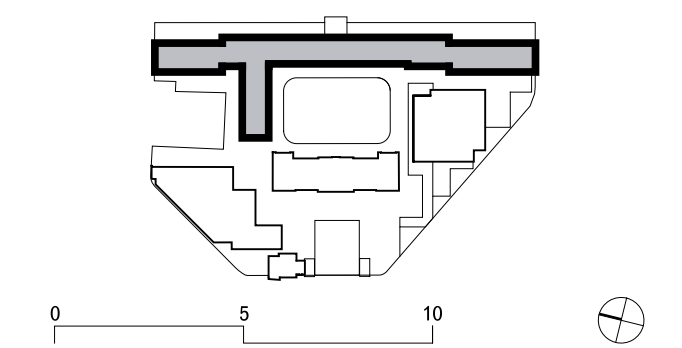
01
Proposed Roof Plan
Scale 1:200

Note:
Red line shows amendments made to the original 2021 application to ensure compliance with updated legislation, including the Building Safety Act 2022 and BS9991:2024, as presented at the Planning Inquiry.

General notes:
Do not scale from drawings.
Errors to be reported immediately to the Architect.
To be read in conjunction with all relevant Architects', Services and Structural Engineers' drawings.
All existing site, tree and building information has been compiled from different sources.
All dimensions to be checked on site.

Existing
Proposed

03	20/08/2025	Planning (addendum 3)	MY	GLa
02	31/01/2025	Planning (addendum 2)	MY	GLa
01	15/11/2024	Planning (addendum)	YZ	GLa
Rev.	Date	Description	Drawn	Check



David Chipperfield Architects


C/O Fora, 9 Dallington Street
London EC1V 6LN
T +44 20 7620 4500
www.davidchipperfield.com

Project
Royal Mint Court
Client
Chinese Embassy in the UK

Project number
1510
Drawing name
Planning (addendum)

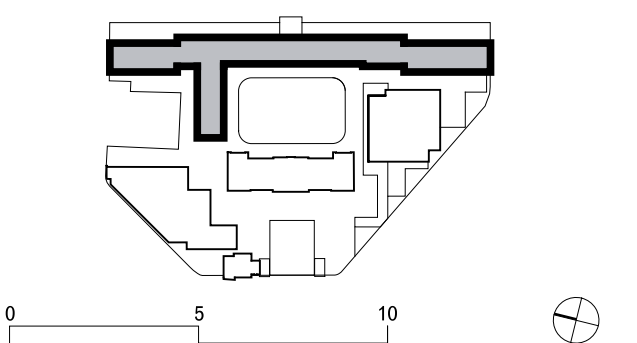
Drawing name
**Proposed roof plan
Embassy House
North, sheet 1 of 2**
Drawing number
B3b_11_26

Date	16/05/2024	Revision
Scale / Format	1:200 / A1	03
Drawn / Checked	RPI / OU, GLa	Planning
Approved	BB	
CAD Reference	1510_A_B3b_11_26.dgn	



 Existing
 Proposed

03	20/08/2025	Planning (addendum 3)	MY	GLa
02	31/01/2025	Planning (addendum 2)	MY	GLa
01	15/11/2024	Planning (addendum)	YZ	GLa
Rev.	Date	Description	Drawn	Check

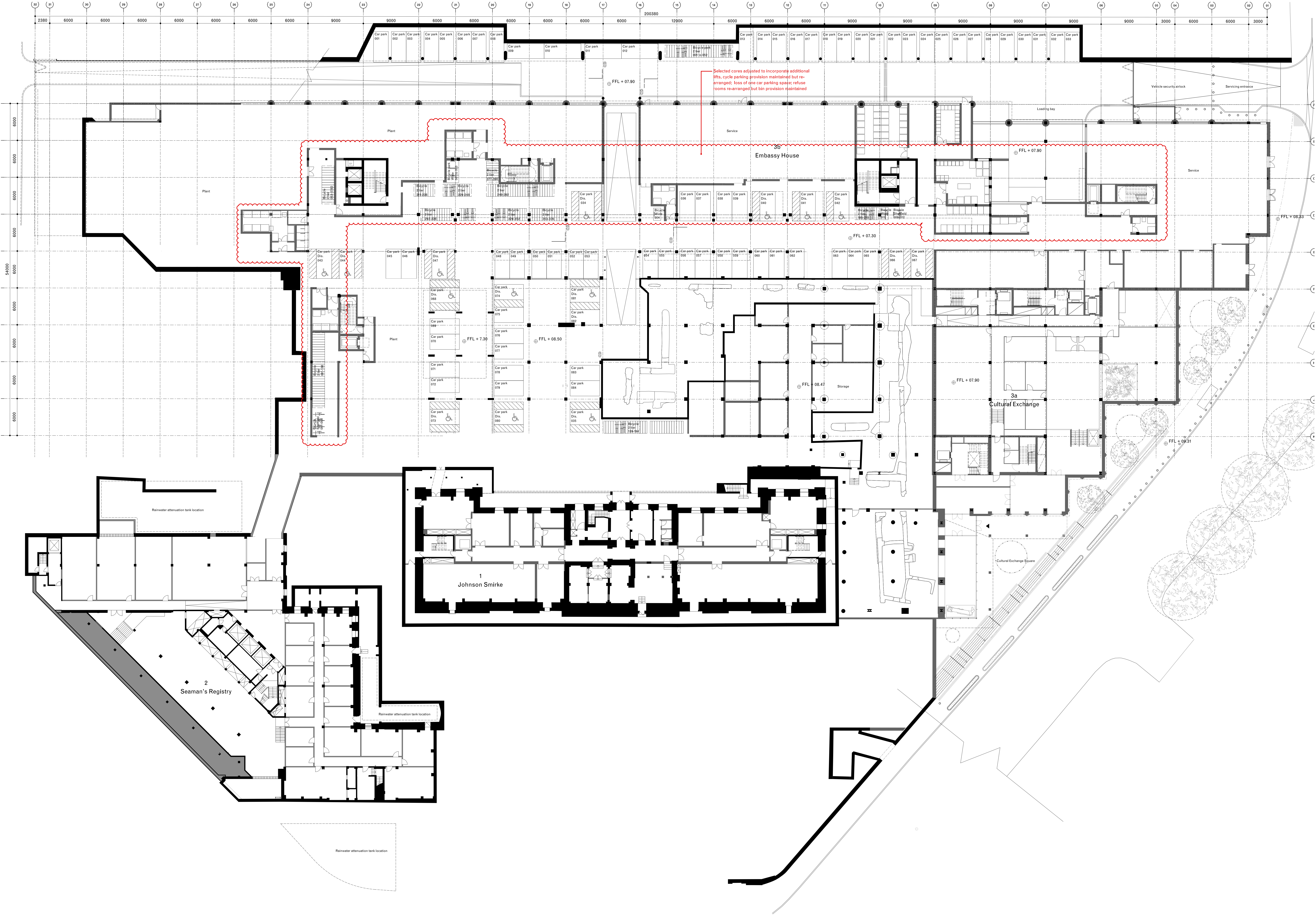


C/O Fora, 9 Dallington Street
London EC1V 0LN
T +44 20 7620 4800
www.davidchipperfield.com

© David Chipperfield Architects Ltd.

B3b_11_27

Date	16/05/2024	Revision
Scale / Format	1:200 / A1	03
Drawn / Checked	RPI / OU, GLA	Planning
Approved	BB	
CAD Reference	1510_A_B3b_11_27.dgn	

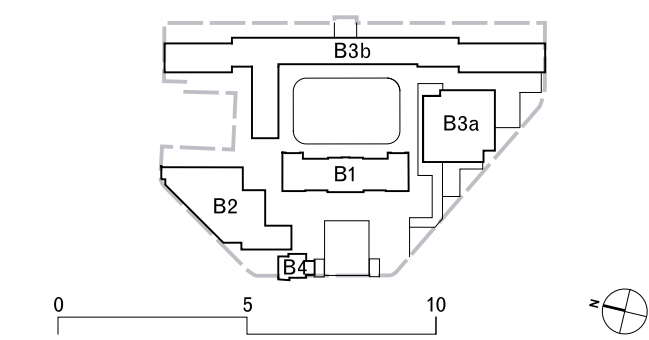


Note:
Red line shows amendments made to the original 2021 application to ensure compliance with updated legislation, including the Building Safety Act 2022 and BS9997:2016 as presented at the Planning Inquiry.

Existing
Proposed

General notes:
Do not scale from drawings.
Errors to be reported immediately to the Architect.
To be read in conjunction with all relevant Architects', Services and Structural Engineers' drawings.
All existing site, tree and building information has been compiled from different sources.
All dimensions to be checked on site.

02	10/08/2023	Planning (addendum 3)	MY	GLA
03	15/12/2024	Planning (addendum)	YZ	GLA
Rev.	Date	Description	Drawn	Check



David Chipperfield Architects

C/O Fera, 9 Dallington Street
London EC1V 8LN
T +44 20 7605 4800
www.davidchipperfield.com

Project
Royal Mint Court

Project number
1510

Client
Chinese Embassy in the UK

© David Chipperfield Architects Ltd.

Planning (addendum)

Drawing name
Proposed basement plan
Masterplan

Drawing number
B4-11_09

Date
16/05/2024

Scale / Format
1:200 / A3

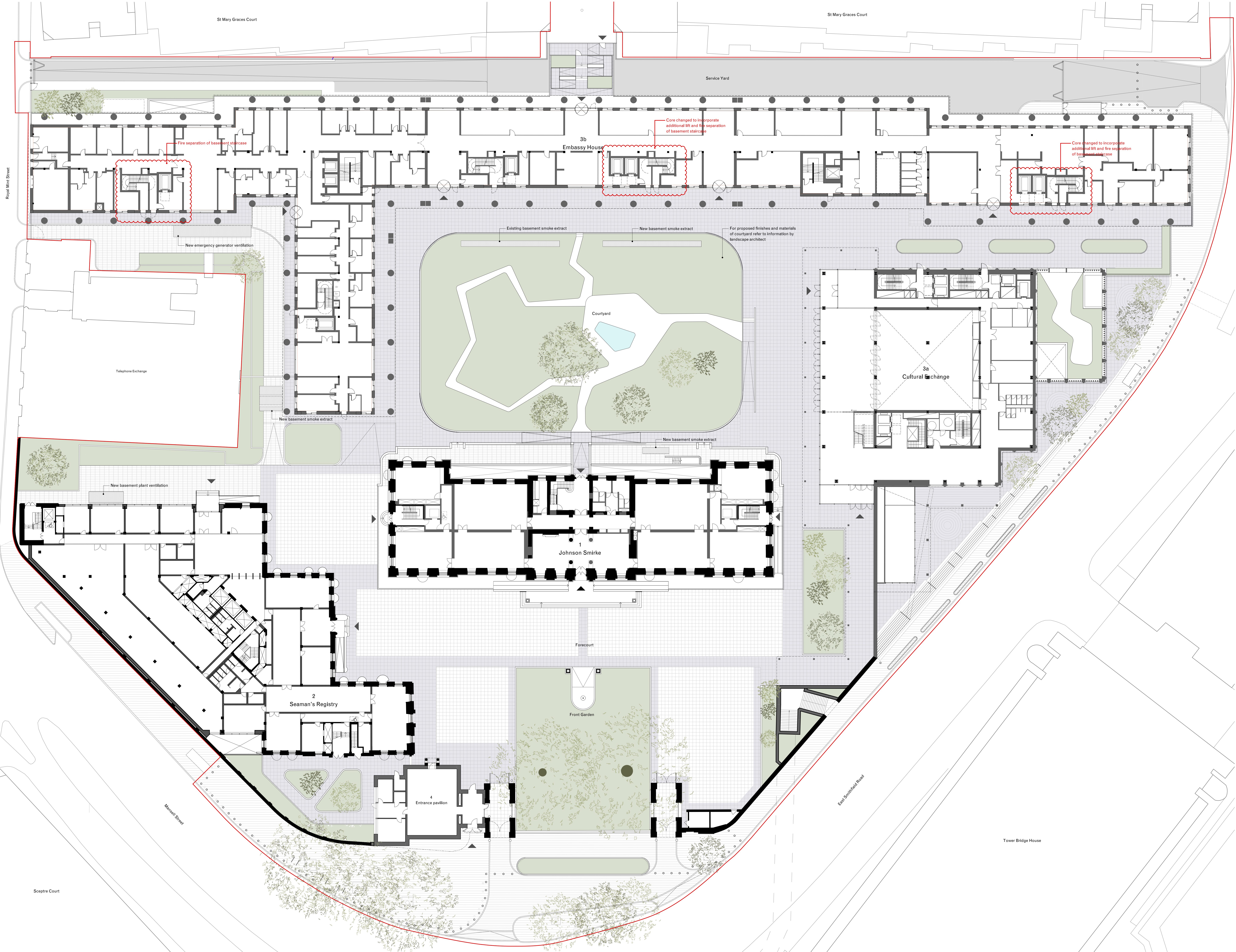
Drawn / Checked
YZ/OJ/GLA

Approved
BB

CAD Reference
1510_a_b4-11_09.dgn

Revision
02

Planning

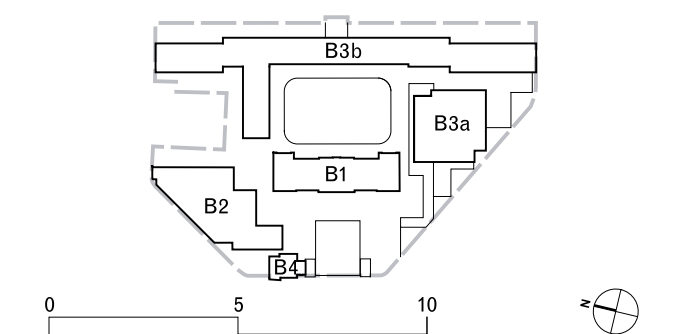


Notes:
Red line shows amendments made to the original 2021 application to ensure compliance with updated legislation, including the Building Safety Act 2022 and BS9997:2024, as presented at the Planning Inquiry.

- Existing
- Proposed
- Existing granite cobbles
- New cobbles to match with lawn surface
- Pre-cast aggregate pavers
- Yorkstone paving
- New granite paving
- Pebblestone paving
- Planning application boundary

General notes:
Do not scale from drawings.
Errors to be reported immediately to the Architect.
To be read in conjunction with all relevant Architects', Services and Structural Engineers' drawings.
All existing site, tree and building information has been compiled from different sources.
All dimensions to be checked on site.

02	10/05/2024	Planning (addendum 3)	MY	GLA
03	15/10/2024	Planning (addendum)	YZ	GLA
Rev.	Date	Description	Drawn	Check



David Chipperfield Architects

C/O Fera, 9 Dallington Street
London EC1R 4LN
T +44 20 7605 4800
www.davidchipperfield.com

Project
Royal Mint Court

Project number
1510

Client
Chinese Embassy in the UK

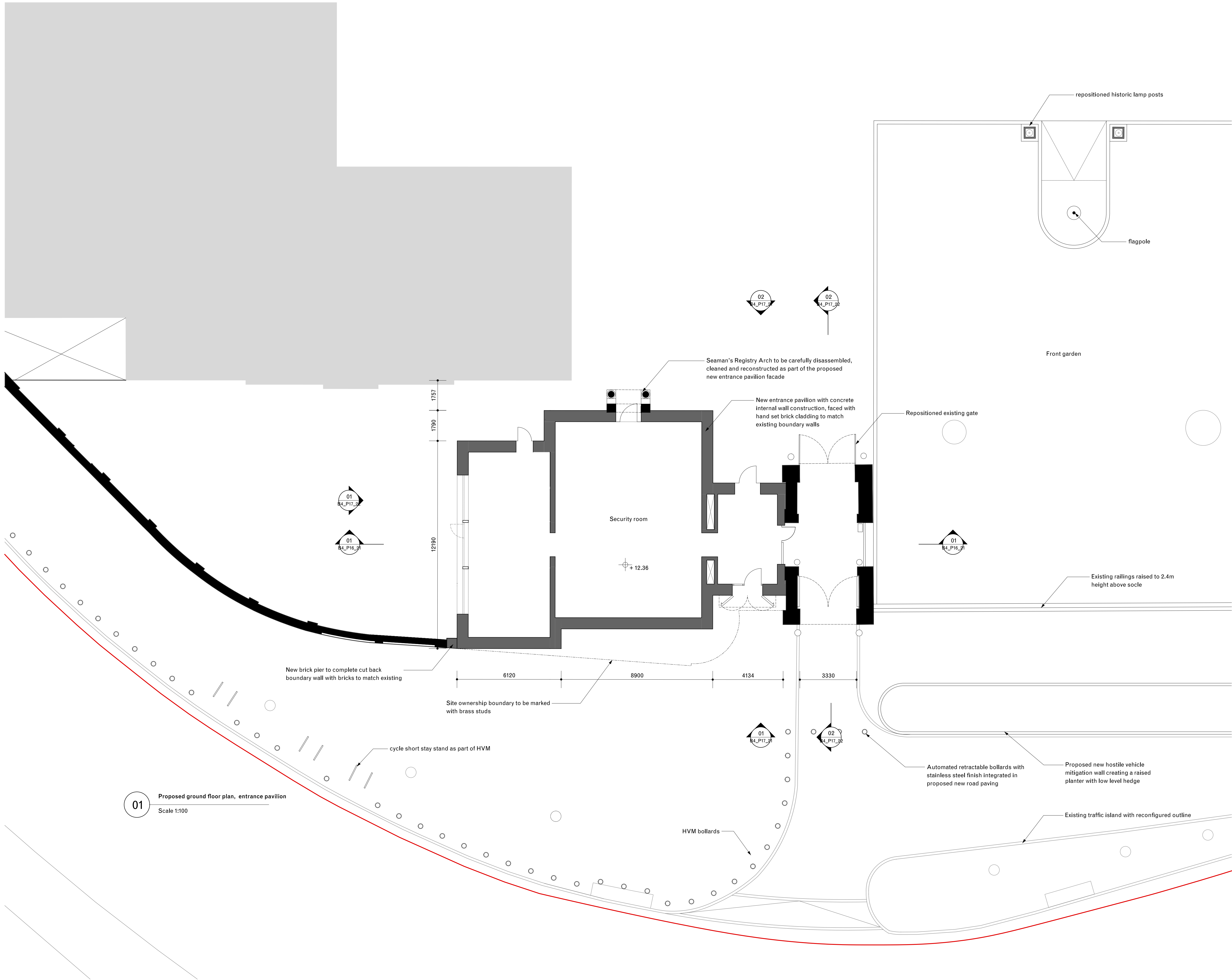
© David Chipperfield Architects Ltd.
Planning (addendum)

Drawing name
Proposed paving plan
Masterplan

Drawing number
B4-11_12

Date
16/05/2024
Scale / Format
1:200 / A3
Drawn / Checked
YZ/OJ/GLA
Approved
BB
CAD Reference
1510_a_b4-11_12.dgn

Revision
02
Planning



01 Proposed ground floor plan, entrance pavilion
Scale 1:100

General notes:

Do not scale from drawings.
Errors to be reported immediately to the Architect.
To be read in conjunction with all relevant Architects',
Services and Structural Engineers' drawings.
All existing site, tree and building information has been compiled
from different sources.
All dimensions to be checked on site.

Existing
Proposed
Planning application boundary

01	20/08/2023	Planning (addendum 3)	MY	GLa
Rev.	Date	Description	Drawn	Check

David Chipperfield Architects

C/O Fora, 8 Dallington Street
London EC1V 6LN
T +44 20 7600 4500
www.davidchipperfield.com

Project	Project number
Royal Mint Court	1510

Client

Chinese Embassy in the UK

© David Chipperfield Architects Ltd.

Planning Application and Listed Building Consent (Addendum)

Drawing name	Drawing number
Proposed ground floor plan, entrance pavilion	B4-_P11_21

Date	16/05/2024	Revision
Scale / Format	1:100 / A1	01
Drawn / Checked	YZ / GLa / OU	Planning
Approved	BB	
CAD Reference	1510_A_B4-_P11_21.dgn	