

# Pension Credit applications and awards: August 2025

Published 28 August 2025

## Introduction

This statistical release provides data on the number of weekly Pension Credit claims received, claims cleared, claims awarded or not awarded, and outstanding Pension Credit claims, between 3 April 2023 and 24 August 2025, for Great Britain only.

Please note there will be a supplementary release of data tables for this publication on 16 September 2025 at 9:30am. The tables will provide data by country, region, local authority and Westminster parliamentary constituency.

## Main story

Comparing 2025/26 to date (31 March 2025 to 24 August 2025), with the comparable period in 2024/25 (1 April 2024 to 25 August 2024), Department for Work and Pensions (DWP) has:

- Received 79,200 Pension Credit applications - a 16% decrease or 15,300 fewer applications on the comparable period in 2024/25
- Cleared 85,400 Pension Credit claims - a 1% increase or 1,000 extra clearances on the comparable period in 2024/25, of which:
  - 47,500 Pension Credit claims have been cleared and awarded – a [low]<sup>1</sup> increase or 200 extra claims awarded on the comparable period in 2024/25.
  - 37,900 Pension Credit claims were cleared and not awarded - a 2% increase or 800 extra clearances not awarded on the comparable period in 2024/25.

There were 12,100 outstanding Pension Credit claims still to be processed at the end of week commencing 18 August 2025, 73,500 lower than at the end of week commencing 16 December 2024 (when outstanding Pension Credit claims peaked).

Comparing the year (29 July 2024 to 27 July 2025) following the 2024/25 Winter Fuel Payment (WFP) policy announcement on 29 July 2024, that WFP would be restricted to those receiving Pension Credit and other certain income-related benefits, with the comparable period a year previous (31 July 2023 to 28 July 2024), DWP has:

- Received 320,300 Pension Credit applications – a 44% increase or 98,200 extra applications on the comparable period a year previous
- Cleared 344,700 Pension Credit claims - a 63% increase or 133,700 extra clearances on the comparable period a year previous, of which:
  - 181,100 Pension Credit claims were cleared and awarded – a 46% increase or 57,200 extra claims awarded on the comparable period a year previous.
  - 163,500 claims were cleared and not awarded - an 88% increase or 76,500 extra claims cleared and not awarded on the comparable period a year previous.

---

<sup>1</sup> [low] denotes a data point that is not a true zero.

## Key definitions

- **Pension Credit claim applications:** an application for Pension Credit made by, or on behalf of, either a single person or a person with a partner in a household
- **Pension Credit claims cleared:** Pension Credit claims where an outcome decision has been notified to the applicant, recorded in the week it was cleared
- **Pension Credit claims cleared - awarded:** where the outcome decision resulted in an award
- **Pension Credit claims cleared - not awarded:** where the outcome decision resulted in no award
- **Outstanding Pension Credit claims:** Pension Credit claims where an outcome decision is still to be determined.
  - Advanced Pension Credit claims applications have been excluded from outstanding Pension Credit claims figures, as these cannot be processed until the claimant (and their partner if they have one) reaches State Pension age. Advanced claims are where the application can be started up to 4 months before reaching State Pension age.

## Policy context

On 29<sup>th</sup> July 2024, the Government announced that they would implement a targeted approach to Winter Fuel Payment eligibility in England & Wales from Winter 2024/25 in response to fiscal pressures. Eligibility was restricted to pensioner households England & Wales with someone receiving Pension Credit or certain other income-related benefits.

In Scotland and Northern Ireland, winter heating assistance is a devolved or transferred policy area, respectively. For Winter 2024/25, the Scottish Government brought forward new legislation in the Scottish Parliament for a Pension Age Winter Heating Payment that replaced the Winter Fuel Payment in Scotland – which was linked to Pension Credit and other qualifying benefits in the same way as in England & Wales.

On 9 June 2025, the Government announced that from Winter 2025/26, with the standard exceptions for people in prison, hospital, or in a care home for a specified period, payments will be made to all pensioners England & Wales. For those with taxable income over £35,000 per annum, and who are not in receipt of Pension Credit or another relevant means-tested benefit, the full payment will be recovered via the personal tax system. The Scottish Government will follow the same policy for their equivalent payments.

# Results

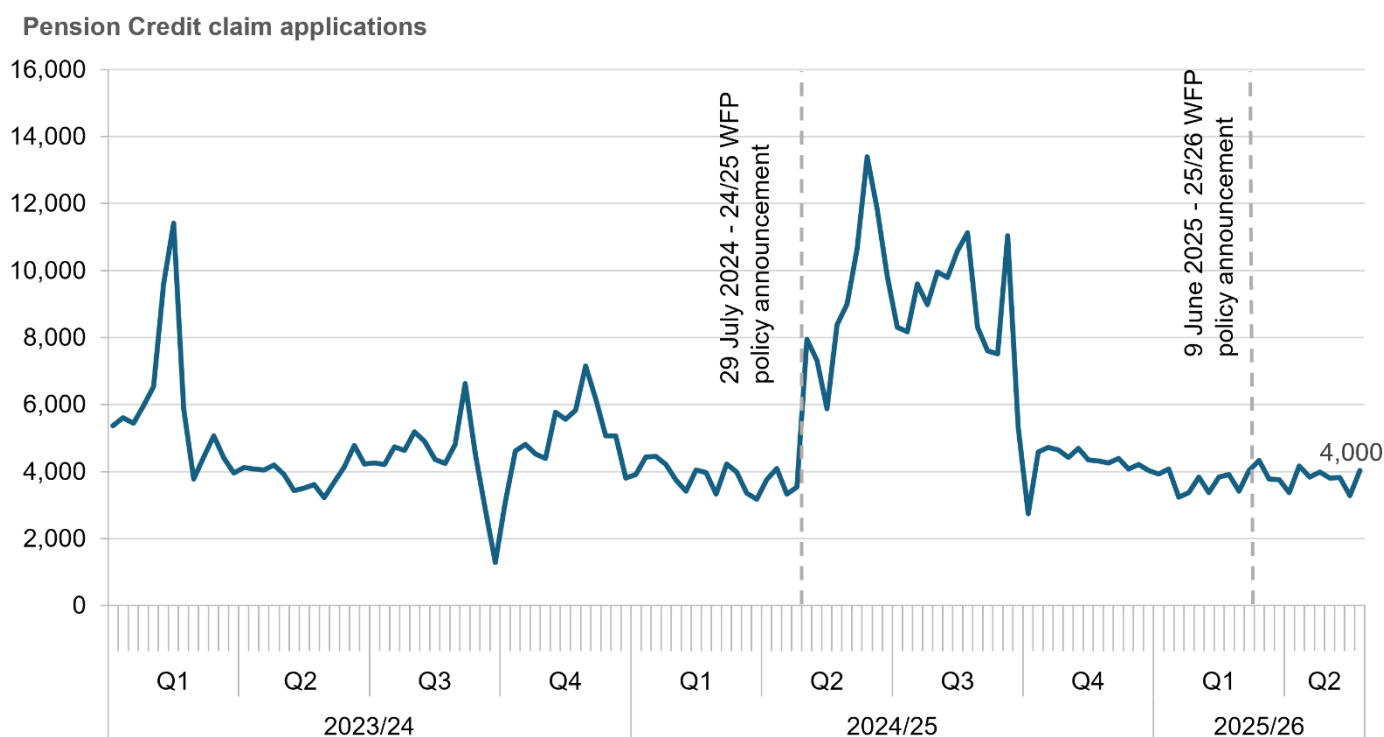
## Applications

In 2025/26 to date (31 March 2025 to 24 August 2025) DWP has received 79,200 Pension Credit claim applications, a decrease of 16% or 15,300 fewer applications compared to the comparable period in 2024/25 (1 April 2024 to 25 August 2024).

Over the year (52-weeks) following the 2024/25 WFP policy announcement on 29 July 2024 (29 July 2024 to 27 July 2025), DWP received 320,300 Pension Credit claim applications, an increase of 44% or 98,200 extra applications compared to the comparable period a year previously (31 July 2023 to 28 July 2024).

The highest recorded level of weekly Pension Credit claims received by the Department since 3 April 2023 was week commencing 9 September 2024, with 13,400 claims received, 192% higher than the 4,600 average for weekly Pension Credit claim applications received between 3 April 2023 and 28 July 2024 (the day before the 2024/25 WFP policy announcement), and 238% higher than the 4,000 average for weekly Pension Credit claim applications in 2025 to date (30 December 2024 to 24 August 2025).

**Figure 1: Number of weekly Pension Credit applications, week commencing 3 April 2023 to week commencing 18 August 2025**



Note: The X-axis tick marks refer to individual weekly data points starting week commencing 3 April 2023. Weeks are shown grouped into quarters (13-week periods) and year for contextual reference.

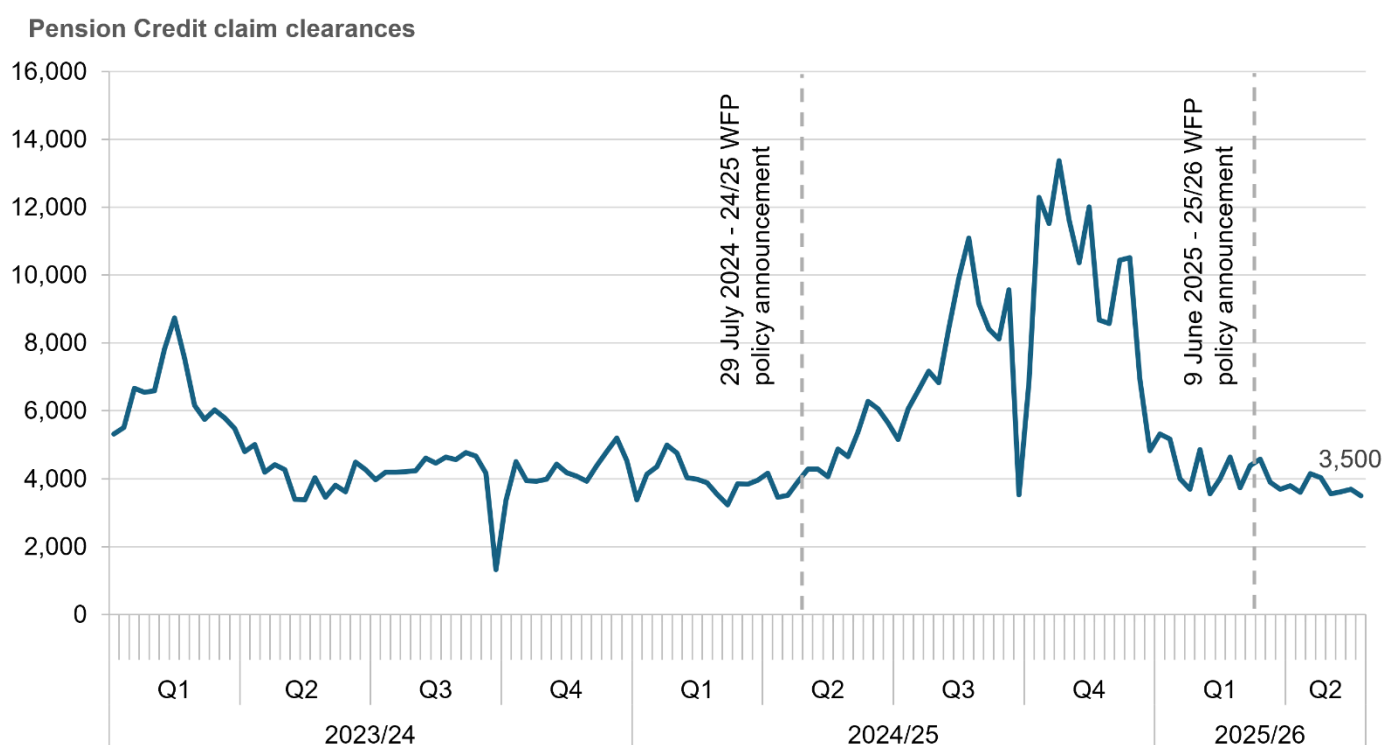
## Clearances

In 2025/26 to date (31 March 2025 to 24 August 2025) DWP has cleared 85,400 Pension Credit claim applications, an increase of 1% or 1,000 extra clearances compared to the comparable period in 2024/25 (1 April 2024 to 25 August 2024).

Over the year (52-weeks) following the 2024/25 WFP policy announcement on 29 July 2024 (29 July 2024 to 27 July 2025), DWP cleared 344,700 Pension Credit claims, an increase of 63% or 133,700 extra clearances compared to the comparable period a year previously (31 July 2023 to 28 July 2024).

The highest recorded level of weekly Pension Credit claims cleared by the Department since 3 April 2023 was week commencing 20 January 2025, with 13,400 claims cleared, 194% higher than the 4,500 average for weekly Pension Credit claims cleared between 3 April 2023 and 28 July 2024 (the day before the 2024/25 WFP policy announcement), and 113% higher than the 6,300 average for weekly Pension Credit claims cleared in 2025 to date (30 December 2024 to 24 August 2025).

**Figure 2: Number of weekly Pension Credit application clearances, week commencing 3 April 2023 to week commencing 18 August 2025**



Note: The X-axis tick marks refer to individual weekly data points starting week commencing 3 April 2023. Weeks are shown grouped into quarters (13-week periods) and year for contextual reference.

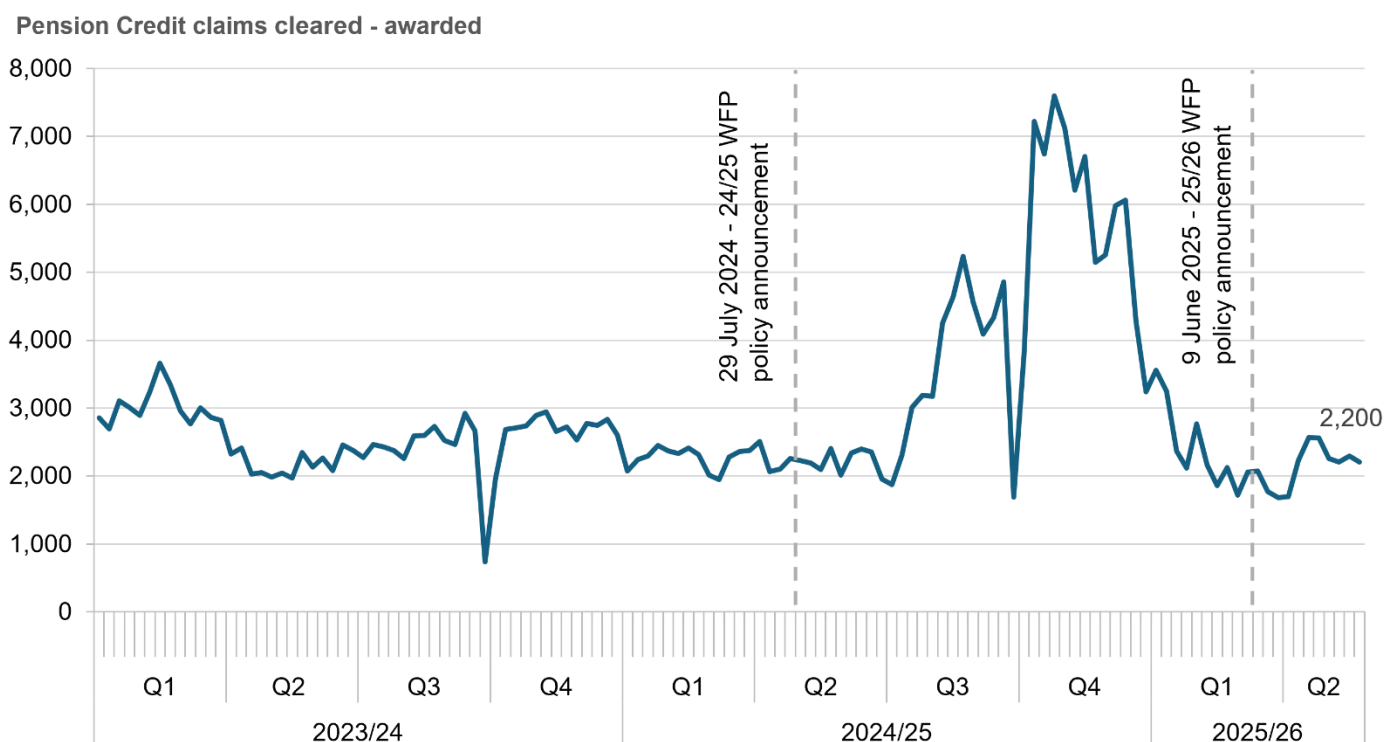
## Claims cleared – awarded

In 2025/26 to date (31 March 2025 to 24 August 2025) DWP has awarded 47,500 Pension Credit claims, an increase of [low]% or 200 extra awards compared to the comparable period in 2024/25 (1 April 2024 to 25 August 2024).

Over the year (52-weeks) following the 2024/25 WFP policy announcement on 29 July 2024 (29 July 2024 to 27 July 2025), DWP awarded 181,100 Pension Credit claims, an increase of 46% or 57,200 extra awards compared to the comparable period a year previously (31 July 2023 to 28 July 2024).

The highest recorded level of weekly Pension Credit claims awarded by the Department was week commencing 20 January 2025, with 7,600 claims awarded, 205% higher than the 2,500 average for weekly Pension Credit claims awarded between 3 April 2023 and 28 July 2024 (the day before the 2024/25 WFP policy announcement), and 110% higher than the 3,600 average for weekly Pension Credit claims awarded in 2025 to date (30 December 2024 to 24 August 2025).

**Figure 3: Number of weekly Pension Credit claims cleared - awarded, week commencing 3 April 2023 to week commencing 18 August 2025**



Note: The X-axis tick marks refer to individual weekly data points starting week commencing 3 April 2023. Weeks are shown grouped into quarters (13-week periods) and year for contextual reference.

### Claims cleared - not awarded

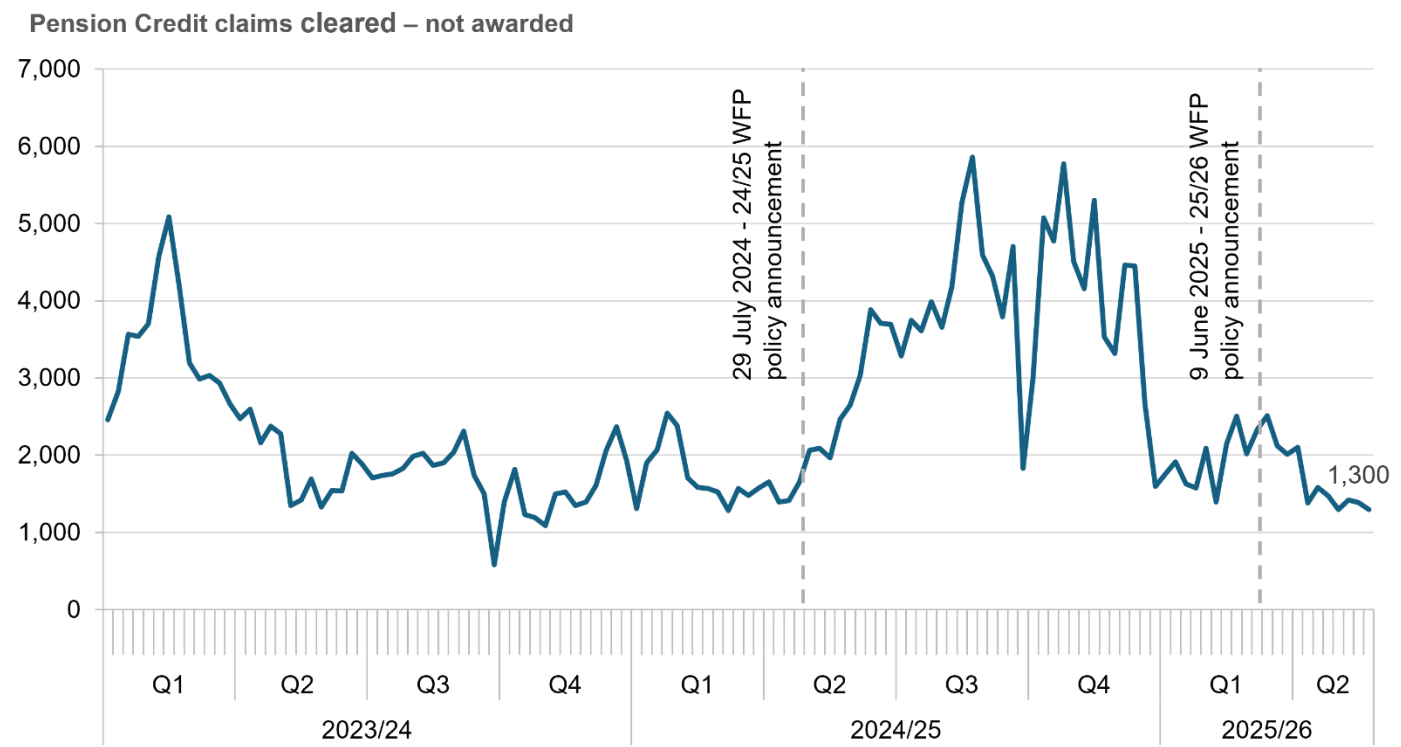
In 2025/26 to date (31 March 2025 to 24 August 2025), DWP has cleared but not awarded 37,900 Pension Credit claims, an increase of 2% or 800 extra clearances not awarded compared to the comparable period in 2024/25 (1 April 2024 to 25 August 2024).

Over the year (52-weeks) following the 2024/25 WFP policy announcement on 29 July 2024, DWP cleared but did not award 163,500 Pension Credit claims from 29 July 2024 to 27 July 2025, an increase of 88% or 76,500 extra clearances not awarded compared to the comparable period a year previously (31 July 2023 to 28 July 2024).

The highest recorded level of weekly Pension Credit claims cleared - not awarded by the Department was week commencing 18 November 2024, with 5,900 claims cleared - not awarded, 186% higher

than the 2,000 average for weekly Pension Credit claims cleared - not awarded between 3 April 2023 and 28 July 2024 (the day before the 2024/25 WFP policy announcement), and 120% higher than the 2,700 average for weekly Pension Credit claims cleared - not awarded in 2025 to date (30 December 2024 to 24 August 2025).

**Figure 4: Number of weekly Pension Credit claims cleared - not awarded, week commencing 3 April 2023 to week commencing 18 August 2025**



Note: The X-axis tick marks refer to individual weekly data points starting week commencing 3 April 2023. Weeks are shown grouped into quarters (13-week periods) and year for contextual reference.

**Outstanding Pension Credit claims**

The most recent week for which data is available (week commencing 18 August 2025) shows there are 12,100 outstanding Pension Credit claims still to be processed.

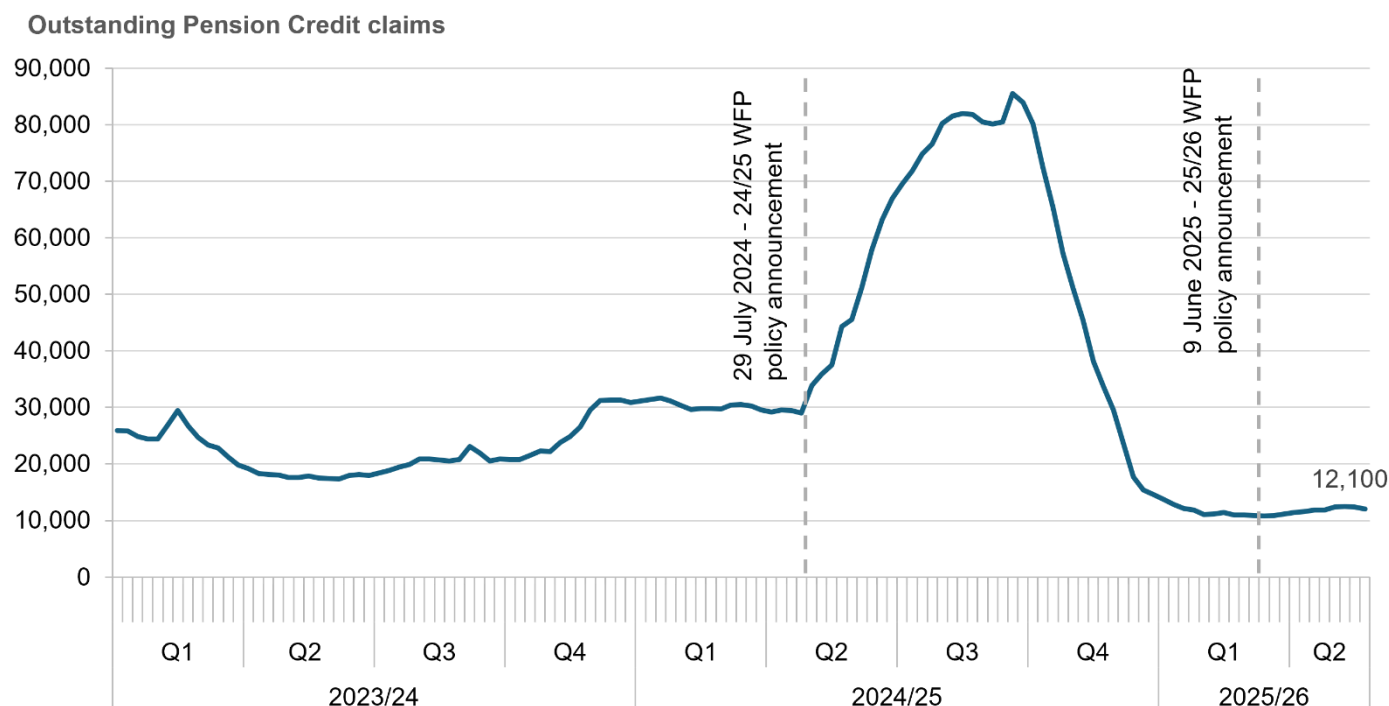
Outstanding Pension Credit claims peaked in week commencing 16 December 2024 at 85,600, 2.5 times (253%) higher than the 24,200 average for weekly outstanding Pension Credit claims recorded between 3 April 2023 and 28 July 2024 (the day before the 24/25 WFP policy announcement), and 268% higher than the 23,200 average for weekly outstanding Pension Credit claims in 2025 to date (30 December 2024 to 24 August 2025).

At 12,100 outstanding Pension Credit claims for week commencing 18 August 2025, weekly outstanding Pension Credit claims have decreased by 86% or 73,500 outstanding claims, since their peak of 85,600 at week commencing 16 December 2024.

Since week commencing 3 March 2025, the number of outstanding Pension Credit claims at each week has been lower compared to the most comparable week a year previous, with outstanding

claims at week commencing 18 August 2025 lower by 73%, or 32,200 fewer outstanding claims, compared to a year previous (week commencing 19 August 2024).

**Figure 5: Number of weekly outstanding Pension Credit claims, week commencing 3 April 2023 to week commencing 18 August 2025**



Note: The X-axis tick marks refer to individual weekly data points starting week commencing 3 April 2023. Weeks are shown grouped into quarters (13-week periods) and year for contextual reference.

**Table 1: Weekly Pension Credit claims received, claims cleared, claims awarded and not awarded, and outstanding claims from 3 April 2023 to 24 August 2025**

Week Beginning	Number of Pension Credit claims received	Number of Pension Credit claims cleared	Number of Pension Credit claims cleared - awarded	Number of Pension Credit claims cleared - not awarded	Number of outstanding Pension Credit claims
03-Apr-23	5,400	5,300	2,900	2,500	25,900
10-Apr-23	5,600	5,500	2,700	2,800	25,800
17-Apr-23	5,400	6,700	3,100	3,600	24,800
24-Apr-23	6,000	6,600	3,000	3,500	24,400
01-May-23	6,500	6,600	2,900	3,700	24,400
08-May-23	9,600	7,800	3,200	4,600	26,900
15-May-23	11,400	8,700	3,700	5,100	29,500
22-May-23	5,900	7,600	3,300	4,200	26,700
29-May-23	3,800	6,200	3,000	3,200	24,700
05-Jun-23	4,400	5,800	2,800	3,000	23,400
12-Jun-23	5,100	6,000	3,000	3,000	22,800
19-Jun-23	4,400	5,800	2,900	2,900	21,300
26-Jun-23	4,000	5,500	2,800	2,700	19,800
03-Jul-23	4,100	4,800	2,300	2,500	19,200
10-Jul-23	4,100	5,000	2,400	2,600	18,300

17-Jul-23	4,100	4,200	2,000	2,200	18,100
24-Jul-23	4,200	4,400	2,000	2,400	18,000
31-Jul-23	3,900	4,300	2,000	2,300	17,600
07-Aug-23	3,400	3,400	2,000	1,400	17,600
14-Aug-23	3,500	3,400	2,000	1,400	17,900
21-Aug-23	3,600	4,000	2,300	1,700	17,500
28-Aug-23	3,200	3,500	2,100	1,300	17,400
04-Sep-23	3,700	3,800	2,300	1,500	17,400
11-Sep-23	4,100	3,600	2,100	1,500	17,900
18-Sep-23	4,800	4,500	2,500	2,000	18,200
25-Sep-23	4,200	4,300	2,400	1,900	18,000
02-Oct-23	4,300	4,000	2,300	1,700	18,400
09-Oct-23	4,200	4,200	2,500	1,700	18,900
16-Oct-23	4,700	4,200	2,400	1,800	19,500
23-Oct-23	4,600	4,200	2,400	1,800	19,900
30-Oct-23	5,200	4,200	2,300	2,000	20,800
06-Nov-23	4,900	4,600	2,600	2,000	20,900
13-Nov-23	4,400	4,500	2,600	1,900	20,700
20-Nov-23	4,200	4,600	2,700	1,900	20,500
27-Nov-23	4,800	4,600	2,500	2,000	20,800
04-Dec-23	6,600	4,800	2,500	2,300	23,100
11-Dec-23	4,500	4,700	2,900	1,700	21,900
18-Dec-23	2,900	4,200	2,700	1,500	20,500
25-Dec-23	1,300	1,300	700	600	20,900
01-Jan-24	3,100	3,400	2,000	1,400	20,800
08-Jan-24	4,600	4,500	2,700	1,800	20,800
15-Jan-24	4,800	3,900	2,700	1,200	21,500
22-Jan-24	4,500	3,900	2,700	1,200	22,300
29-Jan-24	4,400	4,000	2,900	1,100	22,200
05-Feb-24	5,800	4,400	2,900	1,500	23,800
12-Feb-24	5,600	4,200	2,700	1,500	24,900
19-Feb-24	5,800	4,100	2,700	1,300	26,600
26-Feb-24	7,200	3,900	2,500	1,400	29,500
04-Mar-24	6,200	4,400	2,800	1,600	31,200
11-Mar-24	5,100	4,800	2,700	2,100	31,300
18-Mar-24	5,100	5,200	2,800	2,400	31,300
25-Mar-24	3,800	4,500	2,600	1,900	30,800
01-Apr-24	3,900	3,400	2,100	1,300	31,200
08-Apr-24	4,400	4,100	2,200	1,900	31,400
15-Apr-24	4,400	4,400	2,300	2,100	31,700
22-Apr-24	4,200	5,000	2,500	2,500	31,200
29-Apr-24	3,700	4,800	2,400	2,400	30,300
06-May-24	3,400	4,000	2,300	1,700	29,700
13-May-24	4,100	4,000	2,400	1,600	29,800
20-May-24	4,000	3,900	2,300	1,600	29,800
27-May-24	3,300	3,500	2,000	1,500	29,700
03-Jun-24	4,200	3,200	1,900	1,300	30,500
10-Jun-24	4,000	3,900	2,300	1,600	30,500
17-Jun-24	3,400	3,800	2,400	1,500	30,300



24-Jun-24	3,200	4,000	2,400	1,600	29,500
01-Jul-24	3,800	4,200	2,500	1,700	29,200
08-Jul-24	4,100	3,500	2,100	1,400	29,500
15-Jul-24	3,300	3,500	2,100	1,400	29,400
22-Jul-24	3,500	3,900	2,300	1,700	29,100
29-Jul-24	7,900	4,300	2,200	2,100	33,900
05-Aug-24	7,300	4,300	2,200	2,100	35,900
12-Aug-24	5,900	4,100	2,100	2,000	37,500
19-Aug-24	8,400	4,900	2,400	2,500	44,300
26-Aug-24	9,000	4,700	2,000	2,600	45,600
02-Sep-24	10,700	5,400	2,300	3,000	51,200
09-Sep-24	13,400	6,300	2,400	3,900	57,800
16-Sep-24	11,800	6,100	2,400	3,700	63,300
23-Sep-24	9,800	5,600	2,000	3,700	67,000
30-Sep-24	8,300	5,200	1,900	3,300	69,500
07-Oct-24	8,200	6,100	2,300	3,700	71,800
14-Oct-24	9,600	6,600	3,000	3,600	74,800
21-Oct-24	9,000	7,200	3,200	4,000	76,600
28-Oct-24	10,000	6,800	3,200	3,700	80,200
04-Nov-24	9,800	8,400	4,300	4,200	81,500
11-Nov-24	10,600	9,900	4,600	5,300	82,000
18-Nov-24	11,100	11,100	5,200	5,900	81,800
25-Nov-24	8,300	9,200	4,600	4,600	80,500
02-Dec-24	7,600	8,400	4,100	4,300	80,200
09-Dec-24	7,500	8,100	4,300	3,800	80,400
16-Dec-24	11,000	9,600	4,900	4,700	85,600
23-Dec-24	5,300	3,500	1,700	1,800	83,900
30-Dec-24	2,700	6,900	3,800	3,000	80,100
06-Jan-25	4,600	12,300	7,200	5,100	72,400
13-Jan-25	4,700	11,500	6,700	4,800	65,300
20-Jan-25	4,600	13,400	7,600	5,800	57,200
27-Jan-25	4,400	11,600	7,100	4,500	51,100
03-Feb-25	4,700	10,400	6,200	4,200	45,400
10-Feb-25	4,300	12,000	6,700	5,300	38,100
17-Feb-25	4,300	8,700	5,100	3,500	33,700
24-Feb-25	4,300	8,600	5,300	3,300	29,600
03-Mar-25	4,400	10,400	6,000	4,500	23,600
10-Mar-25	4,100	10,500	6,100	4,400	17,700
17-Mar-25	4,200	6,900	4,300	2,700	15,400
24-Mar-25	4,000	4,800	3,200	1,600	14,600
31-Mar-25	3,900	5,300	3,600	1,800	13,700
07-Apr-25	4,100	5,200	3,300	1,900	12,800
14-Apr-25	3,200	4,000	2,400	1,600	12,200
21-Apr-25	3,400	3,700	2,100	1,600	11,900
28-Apr-25	3,800	4,900	2,800	2,100	11,000
05-May-25	3,400	3,600	2,200	1,400	11,200
12-May-25	3,800	4,000	1,900	2,100	11,400
19-May-25	3,900	4,600	2,100	2,500	11,000
26-May-25	3,400	3,700	1,700	2,000	11,000

02-Jun-25	4,000	4,400	2,100	2,300	10,900
09-Jun-25	4,300	4,600	2,100	2,500	10,800
16-Jun-25	3,800	3,900	1,800	2,100	10,900
23-Jun-25	3,800	3,700	1,700	2,000	11,100
30-Jun-25	3,400	3,800	1,700	2,100	11,500
07-Jul-25	4,200	3,600	2,200	1,400	11,600
14-Jul-25	3,800	4,100	2,600	1,600	11,900
21-Jul-25	4,000	4,000	2,600	1,500	11,900
28-Jul-25	3,800	3,600	2,300	1,300	12,400
04-Aug-25	3,800	3,600	2,200	1,400	12,500
11-Aug-25	3,300	3,700	2,300	1,400	12,400
18-Aug-25	4,000	3,500	2,200	1,300	12,100

**Source:** DWP Management Information

#### Notes to table 1:

- data is not seasonally adjusted
- due to rounding individual columns may not add exactly to the rounded number of Pension Credit claims cleared
- numbers have been rounded to the nearest 100
- data records for each week are open to minor, retrospective changes e.g. where claims are subsequently allocated to other weeks once reviewed by caseworkers
- Advanced Pension Credit claims are included in claim applications figures but excluded from the number of outstanding Pension Credit claims (as these cannot be processed until an individual - or both individuals if applying as a household - have reached State Pension age). As a result, weekly outstanding claims figures cannot be derived using applications, clearances, and a previous week's outstanding claims figure.

## About these statistics

This release is classed official statistics in development. As this is a new series of data that has previously not been published, we will continue to develop collection methodology and quality assurance processes going forward.

The statistics have undergone thorough quality assurance in line with the Code of Practice for Statistics. All types of official statistics should comply with the Code of Practice for Statistics which makes sure official statistics are trustworthy, have public value, and are of high quality. The strengths and limitations of these statistics are explained in the **Data strength and limitations** section below.

Our statistical practice is regulated by the Office for Statistics Regulation (OSR). OSR sets the standards of trustworthiness, quality and value in the Code of Practice for Statistics that all producers of official statistics should adhere to. You are welcome to contact us directly at **RS.ServiceAnalytics@DWP.gov.uk** with any comments about how we meet these standards **Please note:** this inbox is for statistical queries only and cannot be used to check progress of an individual Pension Credit claim.

Alternatively, you can contact OSR by emailing [regulation@statistics.gov.uk](mailto:regulation@statistics.gov.uk) or via the OSR website.

This is an update to the [series published on 29 May 2025](#). There will be a supplementary release of data tables for this publication on 16 September 2025 at 9:30am. The tables will provide data by country, region, local authority and Westminster parliamentary constituency.

Previously published Pension Credit claim applications figures have seen some minor changes of 100 cases in any given week, as a result of further methodology and quality assurance checks of Pension Credit data systems. Many of these changes will be much fewer than 100 cases in each week, as figures are rounded to the nearest 100 cases. Further detail can be found in the **Data strength and limitations** section below.

Numbers in this publication are not comparable with the [DWP benefit statistics](#) published quarterly on gov.uk. This is because this publication relates to Pension Credit applications as opposed to those currently in receipt of Pension Credit.

## Changes and revisions

### Changes to underlying data from publication on 29 May 2025.

The following table shows the differences between the data published as part of this statistical release, and the previous release on 29 May 2025 (covering 3 April 2023 to 25 May 2025). A negative number indicates we have revised a data point down, while a positive number indicates an upward revision.

**Table 2: Revisions to previously published Weekly Pension Credit claims received, claims cleared, claims awarded and not awarded, and outstanding claims from 3 April 2023 to 25 May 2025**

Week Beginning	Number of Pension Credit claims received	Number of Pension Credit claims cleared	Number of Pension Credit claims cleared - awarded	Number of Pension Credit claims cleared -not awarded	Number of outstanding Pension Credit claims
03-Apr-23	0	0	0	0	0
10-Apr-23	0	0	0	0	0
17-Apr-23	0	0	0	0	0
24-Apr-23	0	0	0	0	0
01-May-23	0	0	0	0	0
08-May-23	0	0	0	0	0
15-May-23	0	0	0	0	0
22-May-23	0	0	0	0	0
29-May-23	0	0	0	0	0
05-Jun-23	0	0	0	0	0
12-Jun-23	0	0	0	0	0
19-Jun-23	0	0	0	0	0
26-Jun-23	0	0	0	0	0
03-Jul-23	0	0	0	0	0
10-Jul-23	0	0	0	0	0
17-Jul-23	0	0	0	0	0
24-Jul-23	0	0	0	0	0

31-Jul-23	0	0	0	0	0
07-Aug-23	0	0	0	0	0
14-Aug-23	0	0	0	0	0
21-Aug-23	0	0	0	0	0
28-Aug-23	0	0	0	0	0
04-Sep-23	0	0	0	0	0
11-Sep-23	0	0	0	0	0
18-Sep-23	0	0	0	0	0
25-Sep-23	0	0	0	0	0
02-Oct-23	0	0	0	0	0
09-Oct-23	0	0	0	0	0
16-Oct-23	0	0	0	0	0
23-Oct-23	0	0	0	0	0
30-Oct-23	0	0	0	0	0
06-Nov-23	0	0	0	0	0
13-Nov-23	0	0	0	0	0
20-Nov-23	0	0	0	0	0
27-Nov-23	0	0	0	0	0
04-Dec-23	0	0	0	0	0
11-Dec-23	0	0	0	0	0
18-Dec-23	0	0	0	0	0
25-Dec-23	0	0	0	0	0
01-Jan-24	0	0	0	0	0
08-Jan-24	0	0	0	0	0
15-Jan-24	0	0	0	0	0
22-Jan-24	0	0	0	0	0
29-Jan-24	0	0	0	0	0
05-Feb-24	0	0	0	0	0
12-Feb-24	0	0	0	0	0
19-Feb-24	0	0	0	0	0
26-Feb-24	0	0	0	0	0
04-Mar-24	0	0	0	0	0
11-Mar-24	0	0	0	0	0
18-Mar-24	0	0	0	0	0
25-Mar-24	0	0	0	0	0
01-Apr-24	0	0	0	0	100
08-Apr-24	0	0	0	0	0
15-Apr-24	0	0	0	0	0
22-Apr-24	0	0	0	0	0
29-Apr-24	0	0	0	0	0
06-May-24	0	0	0	0	0
13-May-24	0	0	0	0	0
20-May-24	0	0	0	0	0
27-May-24	0	0	0	0	0
03-Jun-24	0	0	0	0	0
10-Jun-24	0	0	0	0	0
17-Jun-24	0	0	0	0	0
24-Jun-24	0	0	0	0	0
01-Jul-24	0	0	0	0	0

08-Jul-24	0	0	0	0	0
15-Jul-24	0	0	0	0	0
22-Jul-24	0	0	0	0	100
29-Jul-24	0	0	0	0	0
05-Aug-24	0	0	0	0	0
12-Aug-24	0	0	0	0	0
19-Aug-24	0	0	0	0	0
26-Aug-24	0	0	0	0	100
02-Sep-24	0	0	0	0	0
09-Sep-24	0	0	0	0	0
16-Sep-24	0	0	0	0	0
23-Sep-24	0	0	0	0	0
30-Sep-24	0	0	0	0	0
07-Oct-24	0	0	0	0	0
14-Oct-24	0	0	0	0	0
21-Oct-24	0	0	0	0	0
28-Oct-24	0	0	0	0	0
04-Nov-24	0	0	0	0	0
11-Nov-24	0	0	0	0	0
18-Nov-24	0	0	0	0	0
25-Nov-24	0	0	0	0	0
02-Dec-24	0	0	0	0	100
09-Dec-24	0	0	0	0	0
16-Dec-24	0	0	0	0	100
23-Dec-24	0	0	0	0	0
30-Dec-24	0	0	0	0	0
06-Jan-25	0	0	0	0	0
13-Jan-25	0	0	0	0	0
20-Jan-25	0	0	0	0	0
27-Jan-25	0	0	0	0	0
03-Feb-25	0	0	0	0	0
10-Feb-25	0	0	0	0	0
17-Feb-25	0	0	0	0	0
24-Feb-25	0	0	0	0	100
03-Mar-25	0	0	0	0	0
10-Mar-25	0	0	0	0	0
17-Mar-25	0	0	0	0	0
24-Mar-25	0	0	0	0	0
31-Mar-25	0	0	0	0	0
07-Apr-25	0	0	0	0	0
14-Apr-25	0	0	0	0	100
21-Apr-25	0	0	0	0	0
28-Apr-25	0	0	0	0	0
05-May-25	0	0	0	0	0
12-May-25	0	0	0	0	0
19-May-25	0	0	0	0	200

**Source:** DWP Management Information

## Notes to table 2:

- A negative number indicates we have revised a data point down, while a positive number indicates an upward revision.

## Data strength and limitations

Figures presented in this release are from DWP's Pension Credit system which has previously been collected for internal departmental operations use only. They provide the best source of application, clearances and outstanding claims data available for Pension Credit.

Changes to operational and data recording processes to address the exceptional increase in Pension Credit applications, alongside further methodology and quality assurance checks, indicates minor volatility in previous weeks operational data is possible. We believe this does not materially change scale and trends presented in this statistical release, however it is possible future Pension Credit MI data publications will include updated data for previous weeks. Where this occurs, the Department will ensure this is clearly highlighted as per OSR guidance.

## Statement of compliance with the Code of Practice for Statistics

The Code of Practice for Statistics ([the Code](#)) is built around 3 main concepts, or pillars:

- trustworthiness – is about having confidence in the people and organisations that publish statistics
- quality – is about using data and methods that produce statistics
- value – is about publishing statistics that support society's needs

The following explains how we have applied the pillars of the Code in a proportionate way.

### Trustworthiness

DWP analysts work to a professional competency framework and Civil Service core values of integrity, honesty, objectivity, and impartiality. The analysis in this release has been scrutinised and received sign off by the expert lead analyst.

We protect the security of our data in order to maintain the privacy of the citizen, fulfil relevant legal obligations and uphold our obligation that no statistics will be produced that are likely to identify an individual, while at the same time taking account of our obligation to obtain maximum value from the data we hold for statistical purposes. All analysts are given security training, and the majority of data accessed by analysts is obfuscated and access is business case controlled based to the minimum data required.

### Quality

This publication uses internal management information from DWP's Pension Credit internal systems and has not been quality assured to Official Statistics publication standards. However, engagement

has taken place with data owners to ensure this data is fit-for-purpose and of sufficient quality for publication. Multiple rounds of quality assurance have been applied to ensure the data is as accurate and reliable as possible.

## **Value**

These statistics are being published given public interest in Pension Credit claims following the Chancellor's announcement on the 29 July 2024 that Winter Fuel payments will be limited to those on Pension Credit or other means tested benefits from Winter 2024. The figures add to the wider set of information on those who are claiming Pension Credit. The figures also help support answering Parliamentary Questions, Freedom of Information requests and other forms of ad hoc enquiry.

## **Contact information**

For press enquiries contact DWP Press Office at mailbox [newsdesk@dwp.gov.uk](mailto:newsdesk@dwp.gov.uk)