

# Civil Nuclear Constabulary



## Uniform and Kit Sizing Guidance

You have been requested to submit your requirements for the uniform and kit required by an officer in the Civil Nuclear Constabulary.

Prior to completion of the attached sizing request forms – please read the below guidance carefully and refer to this page for assistance in completing the forms.

## PAGE 1 GUIDANCE

You are required to complete the measurement chart attached on Page 1, you will see 5 areas for you to complete:

**Height** – please insert your height in feet and inches or CM's.

**Collar** – measure around your neck, just above the collar bone, putting one finger between the tape and your neck, or measure and add ¼ inch to the measurement.

**Chest** – wrap the tape measure under your armpits and around the fullest part of your chest. The tape measure should be pulled against the body, not so tight that it restricts but not loose enough to slide down. Stand normally whilst completing and take the measurement in inches. Females should take the measurement around the fullest part of the breasts.

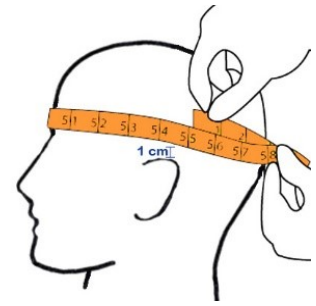
**Waist** – Start at the top of the hip bone and bring the tape measure all the way around your body, level with your belly button. Exhale and take the number in Inches.

**Inside Leg** – keeping your leg straight, take the tape measure from the inside of the crotch area down to the bottom of your trouser hem or the back of your heel. The measurement should be taken in inches.

Page 2 Guidance

**Boots** – the boots issued are steel toe capped and consideration should be given to the width of your foot. As a rule, the size you wear in regular shoes/boots should be the size requested, should you have a wider foot, you may wish to request a size larger.

**Police issue cap/Bowler Hat/Helmet** – these items require measurement of your head. This can be conducted using a tape measure or a length of string that can be held to a tape measure or ruler after. Place the string or tape around your head about 1cm above your ear, across the mid forehead, completely circling your head. Hold the tape firmly but not too tightly. (You are aiming to measure where the hat will sit).



The measurement should then be written onto the attached form in cm and inches.

**UBAC Shirt** – the shirts issued are of regular sizes and are all long sleeved. Males will submit their chest measurement in inches and females in 10/12/14 etc.

**Cargo trousers** – the trousers issued are cargo style and you should consider the length of your leg when requesting sizes and please mark an L next to your measurement. Males will submit their waist measurement in inches (ie) the same as jeans/trouser sizes – (32inch waist). Females will submit their waist measurement in 10/12/14 etc (ie) the same as jeans/trousers sizes. Inside leg measurements will be submitted in letter format (S, R, L, XL, XXL, UNH). A conversion chart can be found on the bottom of page 3. **Final measurement for males should read 32R = 32-inch waist, regular (31 inch inside leg). Final measurement for females should read 10R = dress size 10 waist, regular (29 inch inside leg).**

**Firearms Belt** – the firearms belt is worn on the trousers as a regular belt and your size should be submitted in cm/inches. If you already have a belt that you wear on a regular basis, it would be of benefit to measure this and submit that size.

**3 in 1 jacket** – the 3 in 1 jacket issued are sized from XS – 4XL

**Hi viz jacket** – the hi viz jacket is sized from XXS – 3XL. The requested size should be one size bigger than what is requested for the 3 in 1 jacket.

**Firearms Coverall** – this is an all one suit that zips at the front. They are sized from XS – 2XL and leg length should also be included in your request – short, regular, long, extra-long.

**Holster** – Please state if you are left or right-handed.

**AFO Gloves** – the gloves sizes are XS, S, M, L, XL, XXL

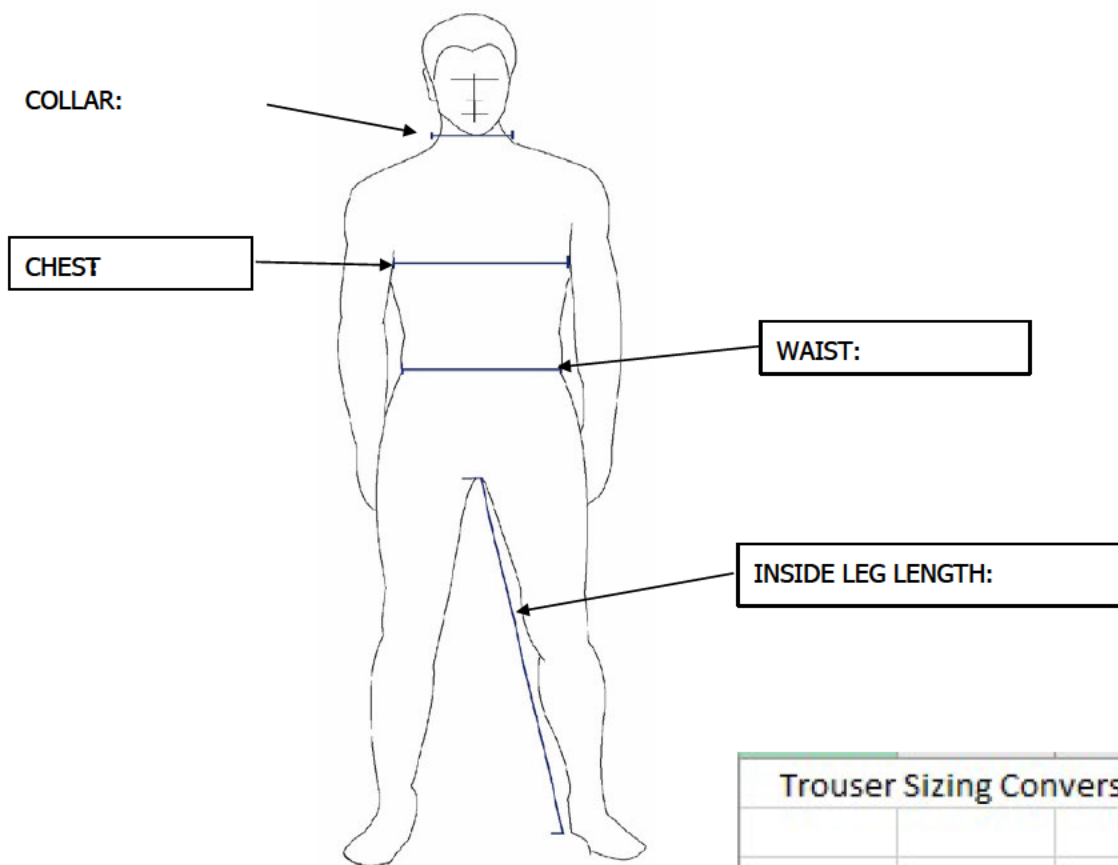
**Waterproof over trousers** – the waterproof trousers are to be worn over the top of the cargo trousers. This should be considered when submitting the size. The sizes available are XS, S, M, L, XL, XXL

Please ensure that the attached forms are completed fully before returning, no sizes should be missed off the form.

# 1 MALE SELF MEASUREMENT CHART 1



NAME:	HEIGHT:	FT/INCHES CM's
-------	---------	-------------------



Trousler Sizing Conversion	
XS	27 inches
S	29 inches
R	31 inches
L	32 inches
XL	33 inches
XXL	35 inches
UF	40 inches





# CIVIL NUCLEAR CONSTABULARY

## Force Clothing and Equipment Department

### BASIC ISSUE UNIFORM

#### PART 1

Name: \_\_\_\_\_ Collar No: \_\_\_\_\_

Order Number: \_\_\_\_\_

Date: \_\_\_\_\_

CAW Code	Item	Qty	Size	Issued (CAW)	Issued (CNC)
19043	CAP BADGE	1	STD		
21421	EARPIECE FOR AIRWAVE HANDHELD	1	STD		
19047	RADIO SINGLE DOCK	1	STD		
19048	EPAULETTES SHIRT	4	PR		
19050	POCKET BOOK COVER	1	STD		
19296	POLICE NECK WARMER	1	STD		
19222	KEVLAR LANYARD	1	STD		
20185	KIT BAG LARGE	1	STD		
21808	LED LUMINUS SFT 40 W LED	1	STD		
19374	BALACLAVA	1	STD		
21469	SAFETY GLASSES	1	STD		
19946	CANISTER	2	STD		
19945	RESPIRATOR POUCH (UK MASK CARRIER)	1	STD		
21785	EXTERNAL ELBOW PADS	1	STD		
21728	KNEE PADS	1	STD		
21724	TASMANIAN TIGER TT SLING	1	STD		
21736	TT SHOULDER PAD 50mm	1	STD		
19517	BUNGIE SLING	1	STD		
21722	G36 DOUBLE MAGAZINE POUCH	1	STD		
21721	MOLLE TACTICAL RUCKSACK	1	STD		
21487	DROP LEG MOLLE RIG BLACK	1	STD		
21321	TASER BACK PLATE FOR MOLLE ATTACHMENT	1	STD		
21664	LARGE UX BADGE	1			
21665	SMALL UX BADGE	1	STD		
21752	BODY WORN MOLLE MOUNT	1	STD		
21824	FLASH BANG POUCH	2	STD		
<b>Total Products: 31</b> <b>Total Codes: 26</b>					

Name: (Print) \_\_\_\_\_ Signature: \_\_\_\_\_

Issuing Officer:  
Name: \_\_\_\_\_ Signature: \_\_\_\_\_





**CIVIL NUCLEAR CONSTABULARY**  
Force Clothing and Equipment Department  
Basic Issue Male – PART 2.2

Name: \_\_\_\_\_ Collar No: \_\_\_\_\_


Order Number: \_\_\_\_\_

Date: \_\_\_\_\_

CAW Code	Item	Qty	Size (inches)	Size (cm)	Issued Size (CAW)	Issued Size(CNC)
19194	ALTBERG BOOTS	1				
21694	GLOVES	1				
19098	CAP	1				
21723	3-1 JACKET	1				
20176	OVER TROUSERS	1				
19120	HIGH VIS JACKET	1				
21035	BLACK MALE UBAC TOPS LS	6				
19952	BLACK CARGO TROUSER	2				
19217-NEW	FIREARMS COVERALL	1				
20167	BELT FIREARMS HOLSTER	1				
19219	GLOCK HOLSTER	1				
21290	BLACKHAWK SERPA HOLSTER	1				
21759	PERSONAL TRAUMA PACK MALE	1	MALE			
19049	EPAULETTE SLIDERS PAIRS	3	PRS			
21718	AFO CAP	1	STD			
19256	BALLISTIC HELMET	1				
19257	BALLISTIC HELMET COVER	1	STD			
19944	RESPIRATOR	1				
21636	WINTER CAP	1				
19460	MOLLE TRIFOLD POUCH	1	STD			
19240	MOLLE MAGAZINE POUCH	1	STD			
20156	MOLLE FIRST AID POUCH	1	STD			
19519	MOLLE BATON HOLDER	1	STD			
19290	MOLLE RADIO POUCH	1	STD			
19242	MOLLE CS POUCH	1	STD			
<b>Total Products: 33</b> <b>Total Codes: 25</b>						

Name: (Print) \_\_\_\_\_ Signature: \_\_\_\_\_

Issuing Officer:  
Name: \_\_\_\_\_ Signature: \_\_\_\_\_





**CIVIL NUCLEAR CONSTABULARY**  
**Force Clothing and Equipment Department**  
**BASIC ISSUE UNIFORM**

**PART 3**

Name: \_\_\_\_\_ Collar No: \_\_\_\_\_

Order Number: \_\_\_\_\_

Date: \_\_\_\_\_

CAW Code	CNC Code	Item	Qty	Size	Issued (CAW)	Issued (CNC)
19067		SERIALISED EXTENDABLE BATON	1	STD		
21693		RIGID HANDCUFFS	1	STD		
21642		RIGID HANDCUFF HOLDER	1	STD		

Name: (Print) \_\_\_\_\_ Signature: \_\_\_\_\_

Issuing Officer:

Name: \_\_\_\_\_ Signature: \_\_\_\_\_





**CIVIL NUCLEAR CONSTABULARY**  
**Force Clothing and Equipment Department**  
**BASIC ISSUE UNIFORM**

**PART 4**

Name: \_\_\_\_\_ Collar No: \_\_\_\_\_

Order Number: \_\_\_\_\_

Date: \_\_\_\_\_

CAW Code	CNC Code	Item	Qty	Size	Issued
19923		MALE MOLLE BODY ARMOUR + STANDARD POUCHES	1	STD	

Name: (Print) \_\_\_\_\_ Signature: \_\_\_\_\_

Issuing Officer:  
Name: \_\_\_\_\_ Signature: \_\_\_\_\_

