



Home Office

# Fingerprint Visualisation on Polymer Currency (Bank of England)

Publication 077/17

Rory Downham, Vaughn Sears

14 September 2017

The base material of the new £5 and £10 polymer banknotes from the Bank of England (BoE) is polypropylene plastic, and they are non-uniformly coated in a varnish. The banknotes feature transparent windows, printed areas of varying detail, and foil patches.

The fingerprint visualisation processes recommended for paper-based banknotes, for example ninhydrin, are ineffective on non-porous substrates. Therefore alternative recovery processes were studied on the new polymer £5 notes in 2016, and this has been expanded upon in 2017, with further laboratory-based investigations on uncirculated £10 polymer banknotes.

Studies on polymer banknotes issued by other countries have been carried out. However it is not always possible to use findings from overseas research because of differences in the banknotes themselves, not all the processes available within the UK were included in the overseas studies, and because of differing environmental conditions between countries. Therefore CAST has carried out investigations on new BoE banknotes using a comprehensive array of processes to ascertain which are the most effective to visualise fingerprints.

The advice presented here was generated from the results of these experiments. It should be used in conjunction with the Fingerprint Visualisation Manual.

Results and validation data from the £10 note study will appear in a journal paper which is in preparation. The reference for the study on £5 banknotes is - Downham R P, Brewer E R, King R S P, Luscombe A M, Sears V G, Fingerprint visualisation on uncirculated £5 (Bank of England) polymer notes: Initial process comparison studies; Forensic Sci Int; 2017; V275; p 30–43.



For more information regarding the new polymer banknotes, see the Bank of England web pages at: <http://www.thenewfiver.co.uk>, <http://www.thenewten.co.uk>

## OPTIONS - POWDERS

- If limited to Visual Examination to detect developed fingerprints then black magnetic powder is one of the most effective processes.
- The use of IR Reflection visualises many additional fingerprints and is non-destructive.
- *fpNatural*® 2 powder when viewed using IR fluorescence offers similar capability to black magnetic powder in combination with IR Reflection.
- Fluorescence of *fpNatural*® 2 enhanced fingerprints is excited with red (600–650 nm) or IR (730–800 nm) wavelengths and viewed with an IR imaging system fitted with a 900nm sharp-cut long pass filter.

## OPTIONS – POWDER SUSPENSION

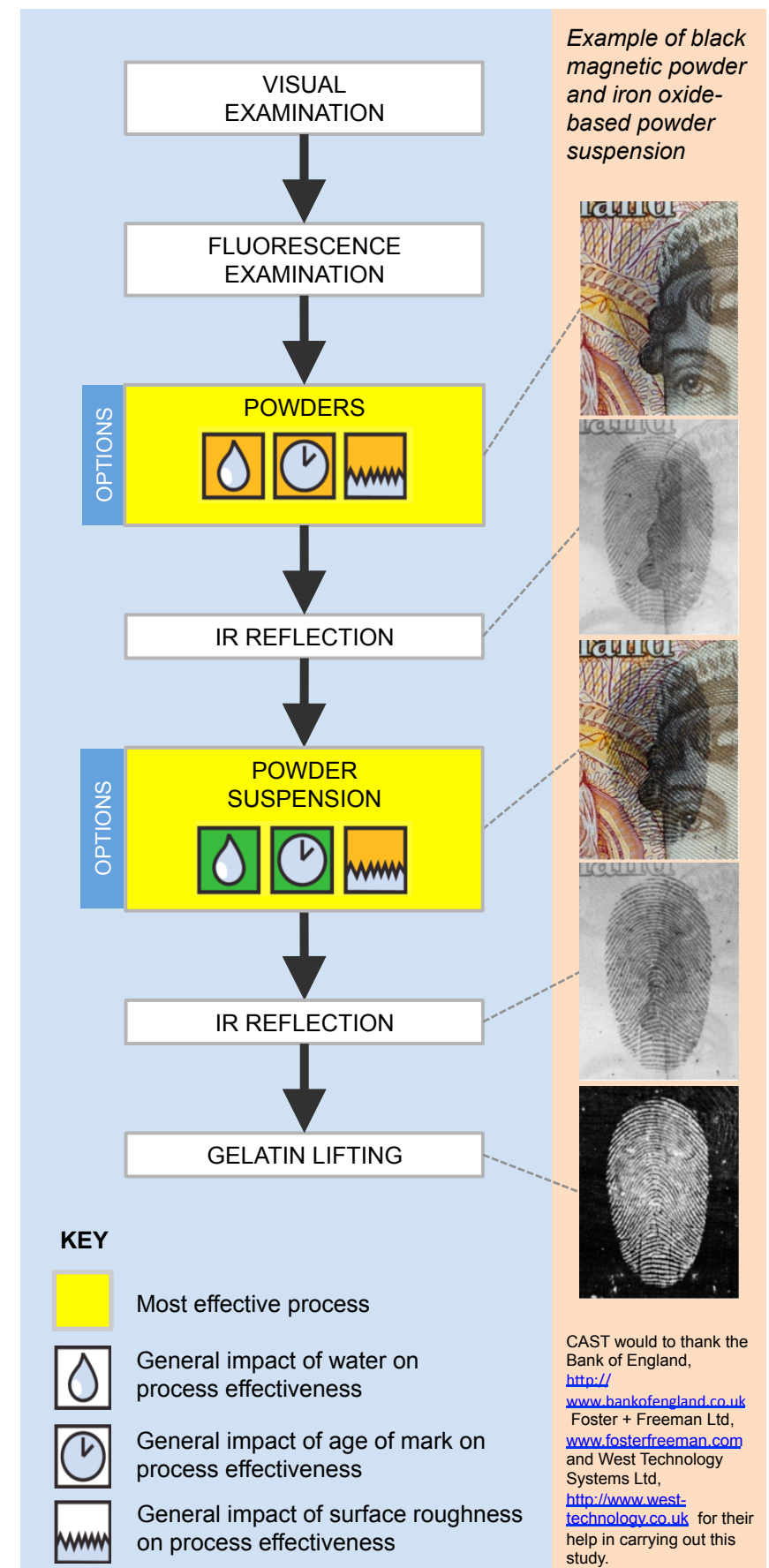
- If limited to Visual Examination to detect developed fingerprints then iron oxide-based and carbon-based powder suspensions are two of the most effective processes.
- The use of IR Reflection visualises many additional fingerprints and is non-destructive.
- Titanium dioxide-based powder suspension is also effective, but fingerprints are very difficult to see. Black gelatin lifters must be used after titanium dioxide-based powder suspension (and appropriately imaged) for detected fingerprints to be effectively visualised.

[*fpNatural*® 2 powder suspension visualises additional fingerprints when used after *fpNatural*® 2 powder. It is an immature process that has not been tested after any other processes and is not yet commercially available.]

## GELATIN LIFTING

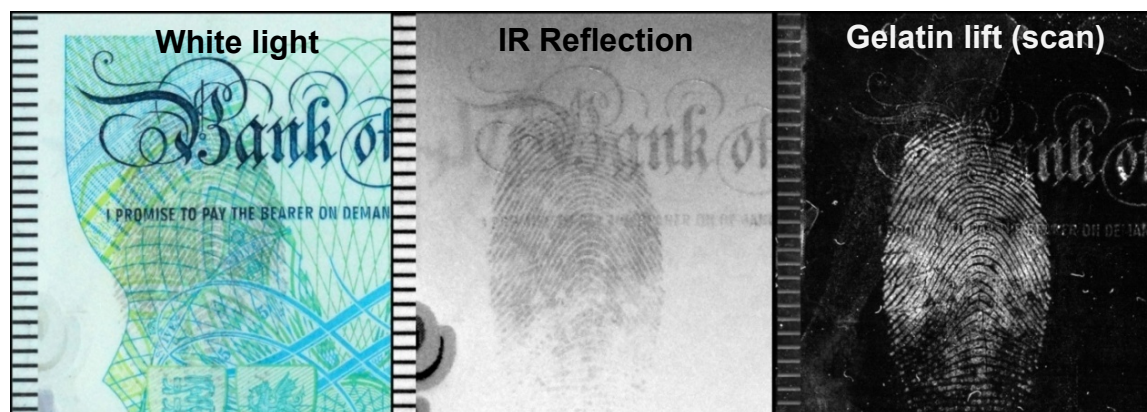
- Gelatin lifting may find additional fingerprints after Powders and Powder Suspensions, offering similar effectiveness to IR Reflection, but may impact on subsequent processes.
- For this reason it has been omitted from the flow chart until the end, but should be considered if only Powders are to be used.
- IR Reflection and gelatin lifting find unique fingerprints but must be used in sequence to maximise recovery. See page 3 'Examples & Tips'.

*fpNatural*® products are available from Foster + Freeman Ltd, [www.fosterfreeman.com](http://www.fosterfreeman.com)





# Currency - Bank of England (Polymeric) - Examples & Tips



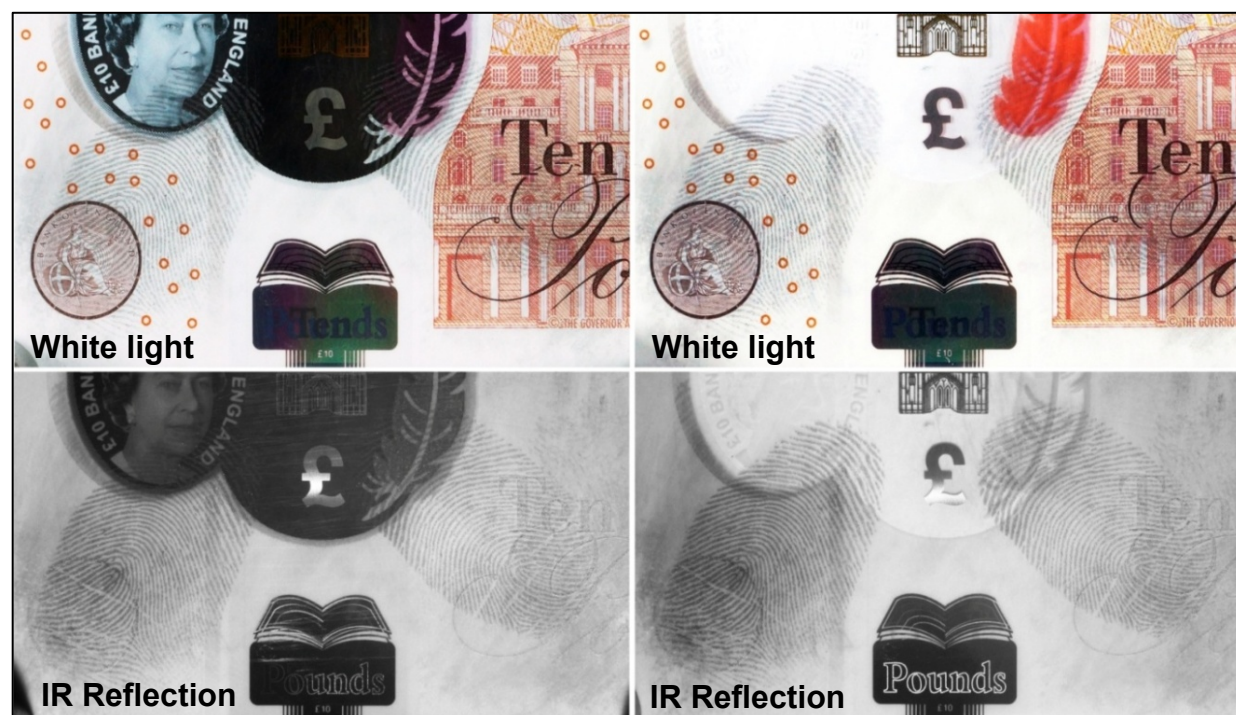
**Figure 1:** A fingerprint visualised with iron oxide-based powder suspension on a £5 banknote, imaged under different conditions.

IR Reflection and gelatin lifting can provide similar background pattern elimination results when black powder-based processes have been used. However, one technique can sometimes add benefit over the other. IR Reflection may be slightly less effective than gelatin lifters overall, but it is non-destructive, whereas the application of a gelatin lift may impact on the effectiveness of subsequent processes.



**Figure 3:** A fingerprint visualised with *fpNatural*® 2 powder on a £10 banknote.

*fpNatural*® 2 powder fluoresces more strongly when using red (600-650 nm) illumination than when using IR (730-800 nm) illumination (as shown above), however the former causes some inks in the banknotes to fluoresce, which can interfere with fingerprint ridge detail.



**Figure 2:** Two fingerprints visualised with black magnetic powder on a £10 banknote.

When viewing or imaging fingerprints over transparent windows, it may be necessary to experiment with different backgrounds in order to achieve the optimum results. In the above example, the images on the left have been photographed on an absorbing background below the banknote and the images on the right have been photographed on a reflective background. The best results are achieved using IR Reflection with an IR reflective background (lower right image).



**Figure 4:** The top half of a £5 banknote treated with titanium dioxide-based powder suspension, when viewed with white light (top) and when imaged from a black gelatin lift (bottom).

Some processes produce light coloured fingerprint ridges that can be very difficult to observe with Visual Examination and IR Reflection on the polymer banknotes, including titanium dioxide-based powder suspension and *fpNatural*® 2 powder. These may be more easily visualised using black gelatin lifters.



For further information please contact:

**Rory Downham**

Rory.Downham5@Homeoffice.gsi.gov.uk  
01727 814019

**Vaughn Sears**

Vaughn.Sears@Homeoffice.gsi.gov.uk  
01727 816216

Centre for Applied Science and Technology  
Sandridge  
St Albans  
AL4 9HQ  
United Kingdom

Telephone: +44 (0)1727 865051

Fax: +44 (0)1727 816233

E-mail: [CAST@homeoffice.gsi.gov.uk](mailto:CAST@homeoffice.gsi.gov.uk)

Website: <https://www.gov.uk/government/organisations/home-office/series/centre-for-applied-science-and-technology-information>

**Acknowledgements**

The experiments carried out by CAST on £5 and £10 polymer (BoE) banknotes were conducted in collaboration with;

**Dr Roberto King** (Foster + Freeman Ltd)

**Eleigh Brewer** (West Technology Ltd)

ISBN: 978-1-78655-435-2

Published by the Centre for Applied Science and Technology (CAST), Home Office  
© Crown Copyright 2017