



Department
for Work &
Pensions

What to expect at your **Personal Independence Payment** assessment

**Easy
Read**



Contents


1

PIP

Introduction

Page 4

2



About the assessment

Page 6

3



Your invitation to an assessment

Page 9

4



Your letter and the details you need to check

Page 11

Contents

5



On the day of your assessment

Page 12


6



After your assessment

Page 15

7



Other types of support

Page 17

1

Introduction



Department
for Work &
Pensions

Personal Independence Payment is a benefit from the Department for Work and Pensions.




It helps with some of the extra costs you have to pay when you have long term ill-health or a disability.

PIP

Personal Independence Payment is sometimes known as PIP.



Personal Independence Payment can help you be more active and do more on your own.



This leaflet tells you about the **assessment** and what to expect.

For more Easy Read leaflets, go to www.gov.uk

Search for **Easy Read Personal Independence Payment**.

2


About the assessment



When you apply for Personal Independence Payment we may ask you to have an assessment.



An assessment helps us understand the type of support you need.




An assessment can help us better understand:

- The information on the form you sent us
- Any other evidence you have sent us.



Your assessment may be **face-to-face** with a health professional.



Instead of a face-to-face assessment, you may be asked to have a **telephone assessment**.



British Sign Language users may be asked to have a video assessment using the Video Relay Service (VRS).



An independent health professional will assess you.

They are not part of the Department for Work and Pensions.



The health professional will work for either:

- Maximus
- Capita
- Serco
- Ingeus.

Please let either Maximus, Capita, Serco or Ingeus know, **as soon as possible**, if you need extra support.

3

Your invitation to an assessment

A red rectangular stamp with a distressed, ink-like texture. The word "IMPORTANT" is written in bold, uppercase letters, slanted slightly upwards from left to right.

If a health professional asks you to have an assessment, it is important you attend it.

The letters "PIP" in a large, bold, black sans-serif font, followed by a large, thick red "X" mark.

If you do not attend your assessment, you may not get Personal Independence Payment.



You will get a letter telling you the date and time of your assessment.

It will also tell you what you need to do before your assessment.

7
days

You will get the letter at least 7 days
before the date of your assessment.

4

Your letter and the details you need to check



Check the date and time of your assessment.

Supporting
information

Check what information you need to have with you for your assessment.



You may need to ask for **extra support** for your assessment. This could be:

- A British Sign Language interpreter
- An interpreter if English is not your first language
- Or other support.

5

On the day of your assessment



You can have someone join you for your assessment. That person could be a:

- Carer
- Support worker
- Friend or family friend
- Appointee.


If you would like someone to attend your assessment with you, please tell Maximus, Capita, Serco or Ingeus.




Your assessment is not a medical examination.



It is a conversation with a health professional that lasts about 1 hour.



At your assessment, the health professional will talk to you about the information on your form.



They will ask about how your long-term health condition or disability affects you day-to-day.



You can tell them about this in your own words.

Anyone who attends your assessment with you can also help you explain this.




The health professional will take notes and you can ask any questions you have.

6


After your assessment




The health professional will write a report and send it to the Department for Work and Pensions.



We will read the report and any other information we have to help us make a decision.



We will then send you a letter.



The letter will tell you if you can, or cannot, get Personal Independence Payment.



The letter is usually sent to you within a few weeks of your assessment date.



Department
for Work &
Pensions

During this time, please be patient.

Only contact the Department for Work and Pensions if your circumstances change.

7

Other types of support



You may be able to get a benefit called Universal Credit if:

- You are out of work
- You are in work and on low earnings.

For more information on Universal Credit, go to www.gov.uk

Search for **Easy Read Universal Credit**.



Universal Credit can also help you with some housing costs.

Some people will still need to claim Housing Benefit instead of Universal Credit.

For more information, go to www.gov.uk/housing-benefit



You may be able to get help with Council Tax.



You may be able to get an Access to Work grant.



An Access to Work grant can help pay for changes needed in your workplace to help you do your job.

For more information on Access to Work, go to www.gov.uk

Search for **Easy Read Access to Work**.



If someone cares for you, they may be able to get Carer's Allowance.

For more information on Carer's Allowance, go to www.gov.uk/carers-allowance



If you have money problems, you can contact:

- Your local Jobcentre Plus office
- Your local council office
- Local help and support groups.

For more information on Personal Independence Payment, go to www.gov.uk/pip

For more information on the benefits you may be able to claim, go to www.gov.uk/browse/disabilities/benefits

To find your local Jobcentre Plus office, go to find-your-nearest-jobcentre.dwp.gov.uk

To find your local council office, or a help and support group, go to www.gov.uk/find-local-council

For help with money problems, go to www.moneyhelper.org.uk