

Before using this drawing, confirm
that it has not been superseded.

© CROWN COPYRIGHT

NOTES: 1. The grid and tile marks do not
form part of any sign to which
the symbol is applied.

2. Dimensions are given in
grid divisions, which are
normally equal to 1/4 x-height.


3. COLOURS: –
Legend ----- WHITE
Symbols & Borders ---- WHITE
Thistle Background ---- BLUE
Other Backgrounds ---- BROWN

4. The symbol is an 'approved
symbol' as referred to in the
Traffic Signs Regulations and
General Directions 2002,
Schedule 16, items 24 and 33,
and as such does not require
special authorisation.

5. The 'VisitScotland' symbol is
shown on drawing T 301.1.
'The National Trust for Scotland'
symbol is shown on sheet 3.
The legend is from the Times
New Roman font.

6. The symbol is for use on signs
indicating tourist destinations in
Scotland.

7. This symbol arrangement is
used on signs where the tourist
destination is reached by
following a route ahead or to
the left. See sheet 2 for the
symbol arrangement used on
signs where the tourist
destination is reached by
following a route to the right.



AT303x1-1

Department for
Transport

Title: Approved Tourist Attraction Symbol
(Scotland)
NATIONAL TRUST FOR SCOTLAND

Issue: Date:
A: 19.1.04
B: 14.12.05
C:

Drawn by:
R.M.
Approved by:
R.M.

Dimensions:
SEE
NOTE 2

Drawing No.
AT 303.1
sheet 1 of 3

Before using this drawing, confirm
that it has not been superseded.

© CROWN COPYRIGHT

NOTES: 1. The grid and tile marks do not
form part of any sign to which
the symbol is applied.

2. Dimensions are given in
grid divisions, which are
normally equal to 1/4 x-height.


3. COLOURS: –
Legend ----- WHITE
Symbols & Borders ---- WHITE
Thistle Background ---- BLUE
Other Backgrounds ---- BROWN

4. The symbol is an 'approved
symbol' as referred to in the
Traffic Signs Regulations and
General Directions 2002,
Schedule 16, items 24 and 33,
and as such does not require
special authorisation.

5. The 'VisitScotland' symbol is
shown on drawing T 301.1.
'The National Trust for Scotland'
symbol is shown on sheet 3.
The legend is from the Times
New Roman font.

6. The symbol is for use on signs
indicating tourist destinations in
Scotland.

7. This symbol arrangement is
used on signs where the tourist
destination is reached by
following a route to the right.
See sheet 1 for the symbol
arrangement used on signs
where the tourist destination is
reached by following a route
ahead or to the left.



AT303x1-2

Department for
Transport

Title: Approved Tourist Attraction Symbol
(Scotland)
NATIONAL TRUST FOR SCOTLAND


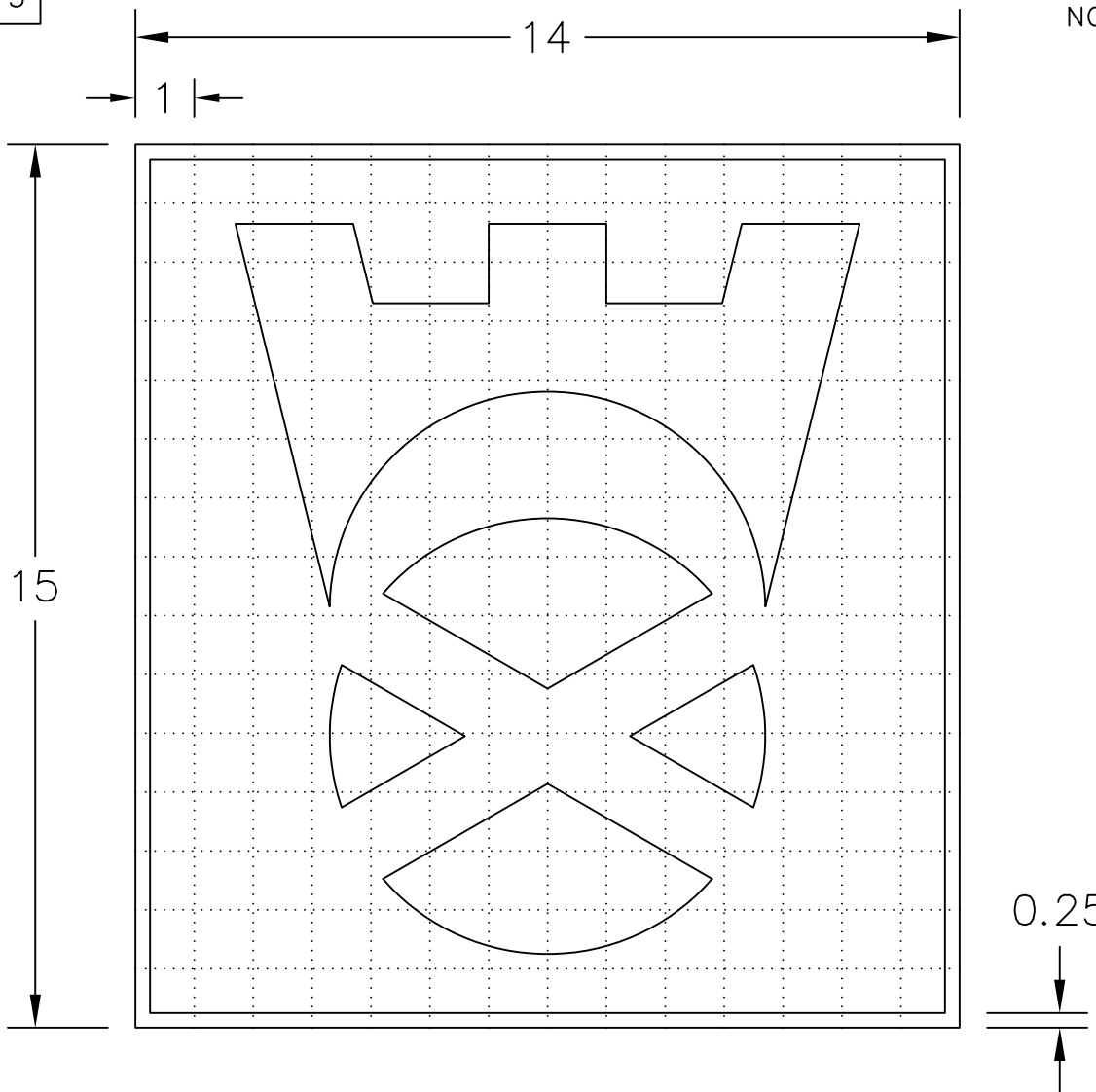
Issue: Date:
A: 19.1.04
B: 14.12.05
C:

Drawn by:
R.M.
Approved by:
R.M.

Dimensions:
SEE
NOTE 2

Drawing No.
AT 303.1
sheet 2 of 3

- NOTES: 1. The grid does not form part of any sign to which the symbol is applied.
2. Dimensions are given in grid divisions, which are normally equal to $\frac{1}{4}$ x-height.
3. See sheets 1 and 2 for the combined symbol, including the 'VisitScotland' symbol and the legend 'The National Trust for Scotland'.



AT303x1-3

Before using this drawing, confirm that it has not been superseded.

Department for
Transport

Title: Approved Tourist Attraction Symbol
(Scotland)
NATIONAL TRUST FOR SCOTLAND

Issue: Date:
A: 19.1.04
B: 14.12.05
C:

Drawn by:
R.M.
Approved by:
R.M.

Dimensions:
SEE
NOTE 2

Drawing No.
AT 303.1
sheet 3 of 3