



## General Dental Services


Approx. **100,000 children** received  **dental treatment** in excess of the basic treatments, **4% more** than 2023/24


**1% less adult patients** were seen for treatment than in 2023/24 


**Females (57%)** are more likely to be registered than **Males (51%)**

**63 dentists per 100,000 residents**

**359 dental practices & 1,206 dentists**

 **94% of the population live within 5 miles of a dental practice**

 **20% fall** in patients **registered**, meaning **54%** of the population registered with a health service dentist

 The **gross cost** of dental services was **£133.7m**. **Patient contributions** (also included in the gross total) were **£22.7m**