



Use these notes to help you fill in the Partnership (full) pages of your tax return

These notes will help you to fill in your tax return. It will also help if you have a copy of the Partnership Tax Return, which includes a summary of your earnings on the Partnership Statement.

Complete a Partnership page for each partnership of which you were a member and for each partnership business.

Changing between self-employment and partnership

Do not fill in boxes 3 and 4 if you changed from self-employment to partnership, or partnership to self-employment between 6 April 2024 and 5 April 2025.

To work out your profit or loss fill in the 'Partnership (full)' pages using:

- details from the Partnership Statement
- boxes 15 to 76 in the 'Self-employment (full)' pages

Your name and Unique Taxpayer Reference

If you printed a copy of the 'Partnership (full)' pages from the website, fill in your full name and Unique Taxpayer Reference (UTR) in the boxes at the top of the form. You'll find your UTR on the Partnership Statement.

Your name PAUL SMITH	Your Unique Taxpayer Reference (UTR) 1 3 5 7 9 2 4 6 8 0
-------------------------	---

Example of completed name and UTR boxes

Partnership details

Box 1 Partnership reference number

Put the tax reference number of the partnership in the box. If you're a partner in a foreign partnership, put your own UTR in box 1.

Box 3 If you became a partner after 5 April 2024, enter the date you joined the partnership

If you became a partner between 6 April 2024 and 5 April 2025, put the date you joined in box 3.

If you've not already registered as a partner for Self-Assessment and Class 2 National Insurance contributions (NICs), you must do so now.

i For more information go to www.gov.uk/register-for-self-assessment/self-employed

Box 4 If you left the partnership after 5 April 2024 and before 6 April 2025, enter the date you left

If you stopped being a partner before 6 April 2025, put the date in box 4. Tell us the date as soon as possible so you do not pay too much tax.

i To make sure your National Insurance position is correct, please tell us at www.gov.uk/stop-being-self-employed

Your share of the partnership's trading or professional profits

Boxes 8 and 9 Your share of the partnership's profit or loss and the basis period adjustment

Copy the figure from box 11 or 12 on your Partnership Statement and put it in box 8. If you received more than one Partnership Statement for this tax year for the same partnership trade, put the figure from the latest Partnership Statement in box 8 and make any adjustments necessary in box 9. If you made a loss, put a minus sign in the shaded box in front of your figure.

If you're disputing your share of the partnership's profit or loss, still copy it to box 8 and make a referral to the Tribunal Service to determine the definitive figure to be used. You must also tell both the nominated partner (the partner nominated by the partnership to submit the partnership return) and HM Revenue and Customs (HMRC) that you've made this application to the tribunal.

Before making a referral to the Tribunal Service, HMRC recommend that you contact the nominated partner responsible for completing the partnership statement to try to resolve the issue. If you include provisional figures, put 'X' in box 20 on page TR 8 of your tax return and tell us in 'Any other information' on page TR 7, why you've used provisional amounts and when you expect to give us the final figures.

Box 9 Adjustment where the partnership's accounting period ended before 31 March 2025 or where the partnership's accounting period was not 12 months long

You may have to add together the amounts from your Partnership Statements or apportion the total to work out your share of the partnership's profit or loss for the tax year. You may also need to obtain details of your share of the partnership's profit or loss for the tax year. You may also need to obtain details of your share of the partnership's profit or loss for an accounting period for which a Partnership Statement has not been prepared. Put any adjustments to your share of the partnership's profit or loss in box 9. Do not include any transition profit in this box – see box 16.3.

For help in working out your taxable profit see helpsheet HS222, 'How to calculate your taxable profits'.

Box 10 Adjustment for change of accounting practice

Copy the figure from box 11A on the Partnership Statement. An adjustment on leaving cash basis is spread over 6 tax years – one sixth of the adjustment income is charged to tax each year. You can elect to accelerate the tax charge on this adjustment income.


Box 11 Averaging adjustment

If your averaging claim changes your profit, put the amount of the change in box 11. If the claim reduces your taxable profit, put a minus sign in the shaded box.

 For information on farmers and market gardeners, go to www.gov.uk and search for 'HS224'.
For information on averaging for creators of literary or artistic works go to www.gov.uk and search for 'HS234'.

Box 12 Foreign tax claimed as a deduction

You can claim for the foreign tax you've already paid on your income as long as you're not claiming Foreign Tax Credit Relief. You cannot claim both.

 For information on Foreign Tax Credit Relief, go to www.gov.uk and search for 'HS263'.

Box 16 Adjusted profit for 2024-25

Use the working sheet on page FPN 8 of these notes to work out your adjusted profit. If you've made a loss, put '0' in box 16 and put the amount of the loss in box 21.

Box 16.3 Spread of the transition profit treated as arising in this tax year

You may have transition profits if you became a partner before 6 April 2022 and you were affected by basis period reform in 2023 to 2024. If you have transition profits that were not taxed in the 2023 to 2024 tax year, the remaining transition profits will be spread over the next 4 tax years. Enter 25% of the remaining profits in box 16.3. This will increase your chargeable profits in the year by this amount.

You can elect to accelerate the amount of transition profits charged to tax in any one year and this will proportionately reduce the amounts due to be charged in later years.

If you wish to accelerate transition profits enter the full amount of transition profits chargeable in the year (25% + accelerated amount) in box 16.3 and the full details of your election including the amount accelerated in the 'Any other information' box on page TR 7 of your tax return.

Box 16.4 Loss brought forward from earlier years set off against this year's spread of the transition profit (up to the amount in box 16.3)

If you have any losses of the business brought forward from earlier years you can set these against your transition profits up to the amount in box 16.3. If your loss brought forward exceeds your transition profits, the remaining amount is available to use against your adjusted profit, or to be carried forward if you have no adjusted profit.

If you have used all your losses brought forward against your transition profits you cannot set them against your adjusted profit.

Box 17 Losses brought forward from earlier years set off against this year's adjusted profit

If you have any losses of the trade carried forward from earlier years, you can set these against this year's adjusted profit up to the amount in box 16.

If your loss brought forward exceeds the amount in box 16, the remaining amount is available to use against your transition profit treated as arising this year, or to be carried forward if you have no remaining transition profit. If you have used all your losses brought forward against your adjusted profit you cannot set them against your transition profit.

Box 18 Taxable profits after losses brought forward

Use the working sheet on page FPN 8 of these notes to work out the taxable profit. If you had a profit, put the figure from box K in box 18.

Box 19 Any other business income not included in the partnership accounts

This is income that has been paid to you, not the partnership, such as professional income received in a personal capacity.


Box 20 Your share of the total taxable profits from the partnership's business for 2024-25

Use the working sheet on page FPN 8 of these notes to work out your share of the total taxable profit. If you had a profit, put the figure from box M in box 20. Do not include any transition profit in this box.

Your share of the partnership's trading or professional losses

You may be able to claim tax relief for your share of any partnership losses. The amount of tax relief you can claim against your income may be restricted or limited.

If you've already made a claim for your loss in the 2024 to 2025 tax year, include the loss in boxes 22 to 24 and give us the details in 'Any other information' on page TR 7 of your tax return.

 For information and help working out your losses, go to www.gov.uk and search for 'HS227'.
For more information on the limit on Income Tax reliefs, go to www.gov.uk and search for 'HS204'.

Box 21 Adjusted loss for 2024-25

Use the working sheet on page FPN 8 of these notes to work out if you had an adjusted loss for the 2024 to 2025 tax year.

Box 22 Loss from this tax year set off against other income for 2024-25

Put any loss for this tax year that you want to use against income for this tax year in box 22.

The amount of tax relief you can claim against your total income each year is limited to the greater of £50,000 or 25% of your adjusted total income.

If the loss is more than your income (or your income is nil), put your income amount (or nil) in box 22. You can claim the balance of your loss against any capital gains for the 2024 to 2025 tax year.


Box 23 Loss to be carried back to previous years and set off against income (or capital gains)

You can carry losses back to use against:

- income (or capital gains) of the 2023 to 2024 tax year
- income of the 3 previous tax years – start with the earliest year – you can only make this claim if your business began after 5 April 2021
- profits of this business in the 2024 to 2025 tax year and 3 previous tax years – start with the latest year – only make this claim if your business ceased in the 2024 to 2025 tax year – your claim is for the losses in the final 12 months of the business (terminal loss relief)

You'll also need to give us details of the amount claimed for each year in 'Any other information' on page TR 7 of your tax return.

The time limit for claiming is 31 January 2027.

 For information on terminal losses go to www.gov.uk and search for 'HS227'.

Box 24 Total loss to carry forward after all other set-offs

You can carry any unused loss forward to set against any future profits from the same business. If you previously claimed losses that you have not already used, include them in box 24.

The time limit for claiming is 5 April 2029.

Class 2 and Class 4 National Insurance contributions

Box 25 If your total profits for 2024–25 are less than £6,725, and you choose to pay Class 2 NICs voluntarily, put 'X' in the box

If your taxable profits are less than £6,725 or you made a loss, you can choose to pay Class 2 NICs voluntarily to protect your entitlement to State Pension and certain benefits.

If your taxable profits are £6,725 or more you will not need to pay Class 2 NICs, your contributions are treated as having been paid to protect your entitlement to State Pension and certain benefits.

You must be registered as a partner for your Class 2 NICs to be treated as paid or to pay voluntarily. If you're registered for Self Assessment but not as self-employed go to www.gov.uk/register-for-self-assessment/self-employed

Transition profits charged to tax as a result of basis period reform (in box 16.3) are included in taxable profits for NIC purposes.

If you're employed and self-employed, you may be able to pay a lower amount of Class 2 NICs depending on the amount of Class 1 National Insurance you pay from your wages.

i For more information, go to www.gov.uk/national-insurance/how-much-you-pay

Put 'X' in box 25 if you want to pay Class 2 NICs voluntarily. If you fill in more than one 'Partnership' page, you only need to do this once. You cannot pay Class 2 NICs voluntarily through Self Assessment after 31 January 2026.

i For more information, go to www.gov.uk/voluntary-national-insurance-contributions

Box 26 If you are exempt from paying Class 4 NICs

You do not have to pay Class 4 NICs if you:

- reached state pension age on or before 6 April 2024
- were aged under 16 on 6 April 2024
- were not resident in the UK for tax purposes during the 2024 to 2025 tax year

Only put 'X' in box 26 if you're exempt.

i To find out your State Pension age, go to www.gov.uk/calculate-state-pension

Box 27 Adjustment to profits chargeable to Class 4 NICs

Some adjustments can reduce the amount of Class 4 National Insurance contributions you have to pay. Put in box 27 the amount of:

- any adjustments for changes in accounting practice
- certain losses from earlier years
- any employment earnings included in your profits
- income which is disregarded for Class 4 NICs purposes

i For more information on Class 4 National Insurance contributions adjustments, go to www.gov.uk and search for 'HS220'.

Your share of the partnership's untaxed income

If the partnership carried on a trade or profession, any untaxed income will be included on your Partnership Statement for the accounting period.

You may have to make adjustments – similar to box 9 – to convert your share of the partnership income into the amount for the tax year. The adjustments should be entered in boxes 29, 32, 37, 43, 46, 50, 53, 57 and 62 depending on the income. If the partnership received foreign dividends you may also need to make an adjustment. This should be included in the amount in box 68.

If the partnership carried on a pure investment business, the Partnership Statement will include untaxed income from 6 April 2024 to 5 April 2025. You will not have to make adjustments for the tax year.

Untaxed savings income

Boxes 28 and 29

Copy the figure from box 13 on your Partnership Statement and put it in box 28.

Work out your share of the UK untaxed savings for the tax year. Put the amount of any adjustment required in box 29. If the adjustment reduces the amount, put a minus sign in the shaded box in front of the figure.

i For help working out adjustments, go to www.gov.uk and search for 'HS222'.

Boxes 31 and 32

Copy the figure from box 14 on your Partnership Statement and put it in box 31.


Work out your share of foreign untaxed savings for the tax year. Put the amount of any adjustment required in box 32. If the adjustment reduces the amount, put a minus sign in the shaded box in front of the figure.

Box 33 Total foreign tax taken off

You can claim for the foreign tax you've already paid on your income as long as you're not claiming Foreign Tax Credit Relief. You cannot claim both.

Box 34 Adjusted foreign savings income

In box 34, put the amount of your share of the partnership's income from foreign savings. Add boxes 31 and 32 together, minus box 33.

 For information on Foreign Tax Credit Relief, go to www.gov.uk and search for 'HS263'.

Income from UK property

This includes income from land or property that the partnership owns or rents out. Do not include furnished holiday lettings.

Boxes 36 and 37

Copy the figure from box 19 on your Partnership Statement and put it in box 36. If the figure is in brackets, the partnership made a loss – put a minus sign in the shaded box in front of your figure.

Work out your share of the profit or loss for the tax year. Put the amount of any adjustment in box 37. If the adjustment reduces the amount, put a minus sign in the shaded box in front of your figure.

Box 38 Losses brought forward from earlier years set off against profits


You can carry your loss forward to set against any future profits. If you had any losses from earlier years that you've not already used, put them in box 38. This must not be more than the total amount of boxes 36 and 37.

Box 39 Loss set off against 2024-25 total income

You can only set off a loss for this tax year against your income if the loss:

- on your rental business is from agricultural expenses
- is from certain claims to capital allowances

The amount of tax relief you claim against your income each year is limited. Put the total amount you want to set off, including any loss brought forward from last year that relates to agricultural expenses or capital allowances, in box 39.

 For more information on the limit on Income Tax reliefs, go to www.gov.uk and search for 'HS204'. For more information on agricultural land, go to www.gov.uk and search for 'HS251' or ask your tax adviser for help.

Box 40 Loss to be carried forward after any set-offs

Use the working sheet on page FPN 8 of these notes to work out the amount of total losses to carry forward. Put the total figure in box 40.

Box 41 Taxable profit after adjustment and losses

Add boxes 36 and 37 together. If the total is more than the figure in box 38 or zero, put the difference in box 41.


Box 41.1 Residential property finance costs

Copy the figure from box 26 on your Partnership Statement and put it in box 41.1.

Box 41.2 Unused residential property finance costs brought forward

Put any unused residential property finance costs from this property business from earlier years in box 41.2.

Any balance of the residential finance costs which is still unrelieved, may be carried forward to future years of the same property business.

 For more information about the residential property finance costs restriction, go to www.gov.uk/guidance/changes-to-tax-relief-for-residential-landlords-how-its-worked-out-including-case-studies

Furnished holiday lettings

Boxes 42 and 43

Copy the figure from box 20 on your Partnership Statement and put it in box 42.

Work out your share of furnished holiday lettings profit for the tax year. Put the amount of any adjustment required in box 43. If the adjustment reduces the amount, put a minus sign in the shaded box in front of your figure.

If you had any loss in box 36, you can set it against furnished holiday lettings up to the level of the furnished holiday lettings profit. Include this amount in the adjustment in box 43.

Other untaxed UK income

Boxes 45 to 46

Copy the figure from box 15 on your Partnership Statement and put it in box 45.

Work out your share of other untaxed UK income for the tax year. Put the amount of any adjustment required in box 46. If the adjustment reduces the amount, put a minus sign in the shaded box in front of your figure.

Box 47 Losses brought forward from earlier years set off against income

You can carry your loss forward to set against any future profits. If you had any losses from earlier years that you've not already used, put them in box 47. This must not be more than the total amount of boxes 45 and 46.

Box 48 Taxable profit

Add boxes 45 and 46 together. If the total is more than the figure in box 47, you have a profit and should put the difference in box 48.

Boxes 49 and 50

Copy the figure from box 16 on your Partnership Statement and put it in box 49.

Work out your share of loss from other untaxed UK income for the tax year. Put the amount of any adjustment required in box 50. If the adjustment reduces the amount, put a minus sign in the shaded box in front of your figure.

Box 51 Total loss to carry forward after all other set-offs

You can carry your loss forward to set against any future profits. If you had any losses from earlier years that you've not already used, include them in box 51.

Income from offshore funds

Boxes 52 and 53

Copy the figure from box 18 on your Partnership Statement and put it in box 52.

Work out your share of income for the tax year. Put the amount of any adjustment required in box 53. If the adjustment reduces the amount, put a minus sign in the shaded box in front of your figure.

Box 54 Total foreign tax taken off

You can claim for the foreign tax you've already paid on your income as long as you're not claiming Foreign Tax Credit Relief. You cannot claim both.

Box 55 Taxable income after adjustments and foreign tax

Add boxes 52 and 53 together. If the total is more than the figure in box 54, put the difference in box 55.

Other untaxed foreign income

Boxes 56 and 57

Copy the figure from box 17 on your Partnership Statement and put it in box 56.

Work out your share of other untaxed foreign income for the tax year. Put the amount of any adjustment required in box 57. If the adjustment reduces the amount, put a minus sign in the shaded box in front of your figure.

Box 58 Losses brought forward from earlier years set off against income

You can carry your loss forward to set against any future profits. If you had any losses from earlier years that you've not already used, include them in box 58.

Box 59 Total foreign tax taken off

You can claim for the foreign tax you've already paid on your income as long as you're not claiming Foreign Tax Credit Relief. You cannot claim both.

i For information on Foreign Tax Credit Relief, go to www.gov.uk and search for 'HS263'.

Box 60 Taxable profit

Add boxes 56 and 57 together, then deduct boxes 58 and 59. Put the total in box 60.

Boxes 61 and 62

Copy the figure from box 21 on your Partnership Statement and put it in box 61.

Work out your share of loss from other untaxed foreign income for the tax year. Put the amount of any adjustment required in box 62. If the adjustment reduces the amount, put a minus sign in the shaded box in front of your figure.

Box 63 Total loss to carry forward after all other set-offs

You can carry your loss forward to set against any future profits. If you had any losses from earlier years that you've not already used, include them in box 63.

Box 63.1 Residential property finance costs

Copy the figure from box 27 on your Partnership Statement and put it in box 63.1.

Box 63.2 Unused residential property finance costs brought forward

Put any unused residential property finance costs from this property business from earlier years in box 63.2.

Any balance of the residential finance costs which is still unrelieved, may be carried forward to future years of the same property business.

i For more information about the residential property finance costs restriction, go to www.gov.uk/guidance/changes-to-tax-relief-for-residential-landlords-how-its-worked-out-including-case-studies

Total untaxed income

Box 67 Untaxed income (other than savings income)

Add up your taxable profits carefully (boxes 41, 44, 48, 55 and 60) and put the total in box 67.

Your share of the partnership's taxed income and dividend income

Boxes 68 and 69

Copy the figure from box 14A or 22A on your Partnership Statement and put it in box 68. Work out your share of foreign dividend income for the tax year and include the amount of any adjustment required to the amount from box 14A on your Partnership Statement in box 68.

If you're not claiming Foreign Tax Credit Relief, you can claim in box 69 the foreign tax you've already paid.

Boxes 71 and 72

Copy the figure from box 22 on your Partnership Statement and put it in box 71.

If you're not claiming Foreign Tax Credit Relief, you can claim in box 72 the foreign tax you've already paid on your income taxable at 20%.

Boxes 74 and 75

Copy the figure from box 23 on your Partnership Statement and put it in box 74.

If you're not claiming Foreign Tax Credit Relief, you can claim in box 75 the foreign tax you've already paid on your share of other taxed income.

Your share of the partnership's tax paid and deductions

Box 77 Share of Income Tax taken off partnership income

This is any Income Tax deducted at source. Copy the figure from box 25 on your Partnership Statement.

Boxes 78 and 79

Use your Partnership Statement and copy the:

- box 24 figure to box 78
- box 24A figure to box 79

Box 80 Share of total tax taken off

Add up your share of tax taken off boxes 77 to 79 carefully and put the total in box 80.

Working sheet for boxes 16, 18, 20 and 21

Profit or loss box 8
(show loss as a negative)

A £

Add

Positive adjustment box 9

B £

Total box A plus box B

C £

Minus

Negative

adjustment box 9

£

Foreign tax box 12

D £

Total box C minus box D

E £

If box E is positive

Adjustment box 10

F £

Add

Positive adjustment box 11

G £

Or minus

Negative adjustment box 11

H £

Adjusted profit - copy to box 16

(add boxes E, F plus box G or
minus box H)

I £

Minus

Box 17 - up to amount in box I

J £

Total box I minus box J

K £

Add

Box 19

L £

Total - copy to box 20
(add boxes K and L)

M £

Working sheet for box 40

If you made a profit (box 36 is positive)

Losses brought forward from
earlier years

A £

Minus

Losses set off against this year's
profits box 38

B £

**Total losses available to
carry forward** - copy to box 40
(box A minus box B)

C £

If you made a loss (entry in box 36 is negative)

Losses brought forward
from earlier years

A £

Share of loss for 2024 to 2025
tax year box 36

B £

Minus

Loss set off against other income

C £

Loss set off against furnished
holiday lettings profits box 44

D £

Total

E £

Unused loss for 2024 to 2025
tax year box B minus box E

F £

**Total losses available to carry
forward** - copy to box 40
(add boxes A and F)

G £

If box E is negative or zero

Copy the amount in box E (the adjusted loss) to box 21,
but put it as a positive figure. **Do not include** the minus
sign in box 21. If you have any figures in boxes 10 or 11,
put the total in box 16 and put the adjusted loss figure
in box 21.

More help if you need it

To get copies of any tax return forms or helpsheets, go to www.gov.uk/taxreturnforms

You can phone the Self Assessment Helpline on 0300 200 3310 for help with your tax return.

We have a range of services for disabled people. These include guidance in Braille, audio and large print. Most of our forms are also available in large print. Please contact our helplines for more information.