



Department
for Environment
Food & Rural Affairs

Note of the meeting of the UK Agricultural Market Monitoring Group, 13 May 2025

The UK Agricultural Market Monitoring Group comprises representatives from Defra, DAERA, Scottish Government and Welsh Government.



Scottish Government
Riaghaltas na h-Alba
gov.scot



Department of
**Agriculture, Environment
and Rural Affairs**



Llywodraeth Cymru
Welsh Government

Contents

Introduction	3
Key points: Market situation	3
Intervention scheme announcements	3
Overview and market updates	Error! Bookmark not defined.
Sector discussions	4
Beef	6
Sheep	4
Eggs	5
Poultry	4
Dairy	4
Arable	4
Pigs	6
Horticulture	6
Any other business	6
Date of next meeting	6

Introduction

This note records the key points discussed at the meeting of the UK Agricultural Market Monitoring Group (UK AMMG) held on 13 May 2025. Present were representatives of Defra, Scottish Government, Welsh Government and DAERA (Northern Ireland). The meeting assessed issues impacting on the agricultural sector and reviewed the market situation across a range of UK agricultural commodities.

The publication of these notes is in the interest of preserving transparency and accountability. The accompanying data reports will be published on the same GOV.UK landing page.

Key points: Market situation

- Farming sectors are largely performing well, with livestock and dairy prices markedly above 5-year averages. Grain prices are generally below five-year averages. The market dynamics were influenced by currency fluctuations, fuel prices, and varying demand across different agricultural products.
- The Met Office projections for May, June, July 2025 forecast near-average temperatures, rainfall and windspeed.

Intervention scheme announcements

No new market intervention schemes have been announced.


Market inputs overview

Oil and Gas: In April 2025 the Brent crude oil price decreased month-on-month (MoM) by 7.9% and year-on-year (YoY) by 27.8%. Red diesel prices were down 3.5% MoM in April 2025, and down 15% YoY. European Natural Gas prices were also down 16.3% MoM and up 21.1% YoY.

Pound Sterling: Despite global uncertainties in potential changes to trade and tariff policies, the Pound Sterling has reached a 3-year high against the US dollar in late April 2025. The Pound hit a 14-month low against the Euro early but made a recovery later in

the month of April. Both the New Zealand dollar and Australian dollar held strong against the Pound in this period.

Fertilisers: Despite a reported shortfall in demand for UK fertilisers, UK farmers remain able to purchase their requirements there are no serious issues.

Access to Labour: Supply of seasonal workers continues to meet the labour demands for 2025. 

Sector discussions

Beef

Prime cattle prices in March 2025 were up 36% YoY, up 5.6% MoM, and up 58% on the 5-year average. This is likely to have been driven by tight domestic supply and firm retail demand. In March 2025, GB deadweight cattle prices were up 42% YoY, up 4.8% MoM and up 59% on the 5-year average.

UK beef production fell 3.7% in March 2025 YoY, and 10% MoM. The 5-year average is down by 7.3%. Slaughter volumes are down 3.2% YoY, 8.2 MoM and 5.3% on the 5-year average.

Sheep


GB Prices in March 2025 for Standard Quality Quotation (SQQ) Clean Lambs fell by 19% YoY and 5.7% MoM. This was up on the 5-year average of 6.3%. Lower MoM and YoY prices have been driven by weaker domestic demand, less retail promotion and a wider gap between Ramadan and Easter compared to last year. Increased carryover of old seasoned lambs and higher imports from New Zealand and Australia have also added pressure to prices.

Eggs

The average egg price in Quarter 1 2025 was 148.3p/dozen, up 5.2% YoY. The total egg production for human consumption was 254.9 million dozen up 2.7% YoY and an increase of 2.7% on Q4 2024. The weekly average for commercial layer eggs set in March 2025 was up 10% YoY and up 10% on the 5-year average but was down 5.9% MoM. The weekly average for commercial layer chicks placed in March 2025 was down 1% YoY but up 7.8% MoM and up 9.4% on the 5-year average.

Poultry

Commercial broiler slaughter in March 2025 increased by 0.8% YoY, this was down 1% MoM, with a decrease of 1.5% on the 5-year average. Commercial broiler slaughter numbers were up by 5.3 million compared to the same period in 2024. Turkey slaughter numbers decreased by 4.9% MoM, 19% YoY and were down by 37% on the 5-year average. The MoM decline is consistent with seasonal variation; weekly turkey slaughter numbers fluctuate between 0.1 and 0.2 million for most of the year.

Weekly average poultry meat production decreased by 4.6% MoM, down 1.2% YoY, this was down 3.6% against the 5-year average. There was a decline in the broiler liveweight at slaughter of 32g a fall of 1.4% and 40g a fall of 1.7% against the month and year, respectively. 

Dairy

The UK March 2025 farmgate milk price (FGMP) eased back by 0.1ppl MoM to 46ppl despite strong production and the approaching spring flush which would usually exert stronger downward pressure on prices.

The Actual Milk Price Equivalent (AMPE) was down 1.3% MoM and the Milk for Cheese Value Equivalent (MCVE) was down 0.4% MoM. The general picture remains one of broadly stable and balanced global markets. UK markets that might be expected to be coming under pressure as domestic production surges are being supported by declines in production elsewhere and particularly in the EU.

Arable


While reduced wheat supplies in 2024/25 outweigh a fall in domestic consumption, steady exports leave end-season stocks well above the five-year average.

A tighter than average supply and demand balance of barley is outweighed by a fall in exports, leading to heavy carry out stocks.

Larger oat supplies outweigh increased consumption, leaving a heavier oat balance this season.

Pigs

The Standard Pig Price (March 2025) dropped over 7p YoY but stands at its highest point so far this year (204.2p/kg). GB pig prices continue to remain historically strong, around 29p/kg higher than the 5-year average. The monthly Standard Pig Price (SPP) (204.2p/kg, March 2025) has seen a marginal increase of 0.5% MoM and whilst it has declined 3.4% YoY, it is 17% above the 5-year average.

 In March 2025, UK weekly clean pig slaughter was 193,600 head, down 6.8% MoM, up 6% YoY and down 7.5% on the 5-year average.

In March 2025, UK weekly pig meat production was 18,200 head, down 7.3% MoM, up 6.9% YoY and down 5.9% on the 5-year average.

Horticulture

We were notified that the summer horticulture statistics will commence from June 2025.

In April 2025, the prices for apples were up £1.39 per kg, with marginal differences in prices both on the yearly and monthly trend this being up 7.1% MoM and down 5.7% YoY. Onion prices are 61p per kg up 3.2% MoM but down by 26% YoY. Carrot prices are 47p per kg up 5.5% MoM but down by 34% YoY. Cauliflower prices are 86p per kg, down 5.3% MoM, but down by 7.5% YoY. Cabbage prices are 61p per kg and is up 8.8% MoM but down by 5.9% YoY. Brussels Sprout are £1.18p per kg having increased marginally by 3.1% MoM, this is down by 29% YoY. Swedes are priced at 27p per kg, down 3% MoM and down by 5.2% YoY.

Any other business

No other issues were raised.

Date of next meeting

The next scheduled meeting of the UKAMMG will take place on Tuesday 10 June 2025.



© Crown copyright 2024

This information is licensed under the Open Government Licence v3.0. To view this licence, visit www.nationalarchives.gov.uk/doc/open-government-licence/

This publication is available at www.gov.uk/government/publications

Any enquiries regarding this publication should be sent to us at

UKAMMGSecretariat@defra.gov.uk

www.gov.uk/defra