

2025 national curriculum tests

Key stage 2

Mathematics mark scheme amendments

**Amendments to the mark schemes for
modified large print (MLP) and braille**



**Standards
& Testing
Agency**

Introduction: modified large print

This guidance details the amendments made to the mark schemes for questions which have been adapted, or replaced, in the modified large print (MLP) version of the key stage 2 mathematics test materials.

This guidance must be used in conjunction with the standard version of the key stage 2 mathematics mark schemes. Refer to the standard mark schemes when marking the MLP test papers unless an alternative is given in this guidance.

Amendments to the mark scheme MLP

Amendments to the standard test mark schemes are only provided where amendments to a question are such that the question cannot be marked using the standard test mark scheme.

Amendments to the mark schemes are not provided where the only change has been to further divide the question into subsections or where the layout of the question is different.

The mark schemes have been amended in some respects for the following questions:

Paper 1	14, 28, 30, 34
Paper 2	1, 2a, 2b, 8, 10, 14
Paper 3	12, 20

General guidance to be applied throughout the MLP papers

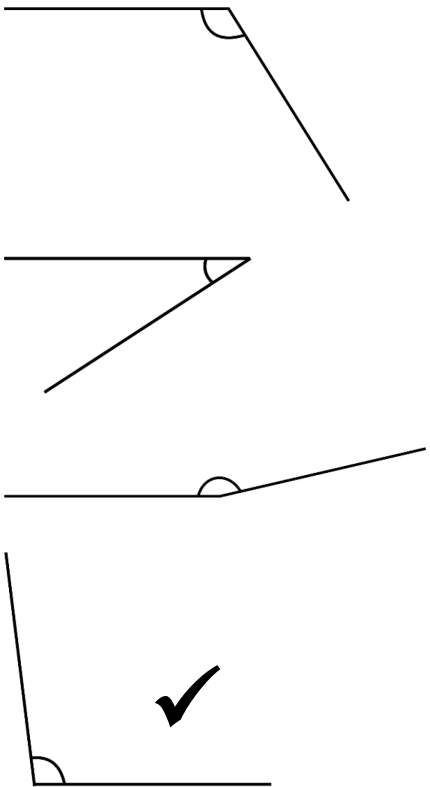
- You should make every effort to understand what the pupil has written in an answer, without reading into the answer anything that the pupil did not intend.
- Some pupils with visual impairment find it difficult to get their answers across clearly. It may take you longer to read their answers. Apply the mark schemes, but be sympathetic to their difficulties.
- Pupils with visual impairment find it difficult to draw accurately. Often thick pens or pencils are used by these pupils. You should make every effort to be fair in marking these questions and take into account what appears to be the pupil's intention.
- Unless otherwise indicated in this document, there should be an increased tolerance level for all drawing and measuring. In general, pupils will only be expected to measure lengths to the nearest 0.5 cm and angles to the nearest 5°.
- If pupils have missed any answer lines or spaces within the text, their answers may be elsewhere on the page. Any unambiguous indication of the correct answer should be credited, working within the parameters of the mark scheme.
- Questions that appear as horizontal tick boxes in the standard version of the test may have been changed to vertical in the MLP version, in order to make it easier for pupils to track across the page. The correct answer will be the same as in the standard mark schemes.
- Markers should contact their supervisors if they have any problems applying the mark schemes to MLP scripts, or with specific responses. All supervisors have contact details of markers who will provide specialist advice.
- Accept numbers greater than 999 written without a comma, with space instead of a comma or with any clear indication.

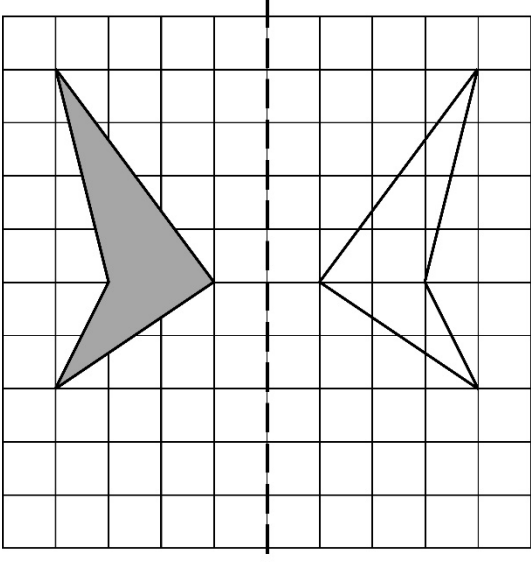
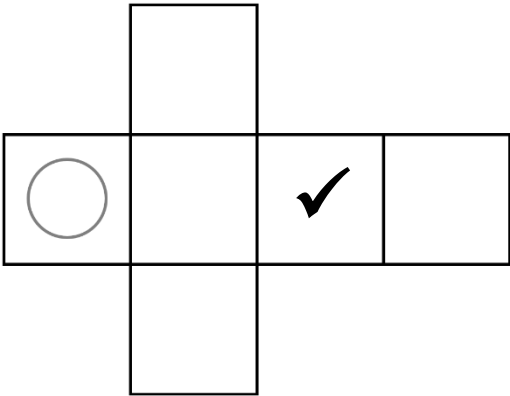
Amendments to mark schemes for Paper 1: arithmetic (MLP)

Please use the standard mark schemes to mark Paper 1: arithmetic.

For questions 14, 28, 30 and 34 the standard mark schemes expect a 'formal method' for long multiplication or long division. If the answer is incorrect, visually impaired pupils should be credited the method mark if they have used **any** appropriate method with no more than **ONE** arithmetic error; a formal method is not required. Working must be carried through to reach a final answer for the award of **ONE** mark.

Amendments to mark schemes for Paper 2: reasoning (MLP)

Qu.	Requirement	Mark	Additional guidance
1	<p>Correct angle indicated, as shown:</p> 	1m	Accept alternative unambiguous positive indication of the correct answer.
2a	P 5250	1m	
2b	Q 8550	1m	

Qu.	Requirement	Mark	Additional guidance
8	<p>Diagram completed correctly, as shown:</p> 	1m	<p>Accept slight inaccuracies provided the intention is clear.</p> <p>Diagram need not be shaded.</p>
10	<p>Award ONE mark for the net ticked or marked, as shown:</p> 	1m	<p>Accept alternative unambiguous positive indication of the correct answer.</p>

Qu.	Requirement	Mark	Additional guidance
14	<p>Award TWO marks for the correct answer of 45.8</p> <p>If the answer is incorrect, award ONE mark for evidence of an appropriate method, e.g.</p> <ul style="list-style-type: none"> • $4.3 \times 8 = 34.4$ • $2.6 \times 2 = 5.2$ • $3.1 \times 2 = 6.2$ • $34.4 + 5.2 + 6.2$ <p>OR</p> <p>Award ONE mark for sight of any one of these combinations:</p> <ul style="list-style-type: none"> • 21.5 AND 12.9 AND 5.2 AND 6.2 • 21.5 AND 12.9 AND 5.7×2 • 21.5 AND 12.9 AND 11.4 • 34.4 AND 5.2 AND 6.2 • 34.4 AND 5.7×2 • 34.4 AND 11.4 • 8.6×3 AND 10×2 • 25.8 AND 20 • 21.5 AND 18.1 AND 6.2 	Up to 2m	Answer need not be obtained for the award of ONE mark.

Amendments to mark schemes for Paper 3: reasoning (MLP)

Qu.	Requirement	Mark	Additional guidance
12	The three correct digital times given, as shown: (a) 12:35 (b) 07:20 (c) 22:45	1m	All three digital times must be correct for the award of the mark. Refer to section 6.2 on pages 15 and 16 (in the standard version of the mark scheme) for additional guidance on marking answers involving time.
20	$\frac{1}{8}$	1m	Accept equivalent fractions.

Introduction: braille

This guidance details the amendments made to the mark schemes for questions which have been adapted, or replaced, in the braille version of the key stage 2 mathematics test materials.

The standard version of the key stage 2 mathematics mark schemes, should be used in conjunction with the additional guidance in this document. Markers should refer to the standard mark schemes when marking the braille test papers unless an alternative is given in this guidance.

Amendments to the mark scheme Braille

Amendments to the standard test mark schemes are only provided where amendments to a question are such that the question cannot be marked using the standard test mark scheme.

Amendments to the mark schemes are not provided where the only change has been to further divide the question into subsections or where the layout of the question is different.

The mark schemes have been amended in some respects for the following questions:

Paper 1	14, 28, 30, 34
Paper 2	1, 2a, 2b, 4, 5, 8, 10, 13, 14, 18
Paper 3	1, 2, 7, 10, 11, 12, 14a, 14b, 20

General guidance to be applied throughout the braille papers

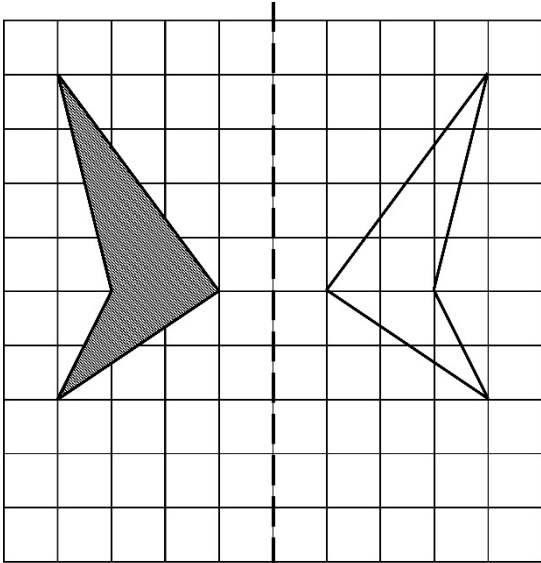
- You should make every effort to understand what the pupil has written in an answer, without reading into the answer anything that the pupil did not intend.
- Some pupils with visual impairment find it difficult to get their answers across clearly. It may take you longer to read their answers. Apply the mark schemes, but be sympathetic to their difficulties.
- Pupils with visual impairment find it difficult to draw accurately. Often thick pens or pencils are used by these pupils. You should make every effort to be fair in marking these questions and take into account what appears to be the pupil's intention.
- Unless otherwise indicated in this document, there should be an increased tolerance level for all drawing and measuring. In general, pupils will only be expected to measure lengths to the nearest 0.5 cm and angles to the nearest 5°.
- Any unambiguous indication of the correct answer should be credited.
- Some braille questions are asked differently to the standard version, but the differences are sufficiently small that you should still be able to apply the standard mark scheme, for example, pupils are asked to write rather than circle the answer.
- Accept numbers greater than 999 written without a comma, with space instead of a comma or with any clear indication.

Amendments to mark schemes for Paper 1: arithmetic (Braille)

Please use the standard mark schemes to mark Paper 1: arithmetic.

For questions 14, 28, 30 and 34 the standard mark schemes expect a 'formal method' for long multiplication or long division. If the answer is incorrect, visually impaired pupils should be credited the method mark if they have used **any** appropriate method with no more than **ONE** arithmetic error; a formal method is not required. Working must be carried through to reach a final answer for the award of **ONE** mark.

Amendments to mark schemes for Paper 2: reasoning (Braille)

Qu.	Requirement	Mark	Additional guidance
1	R	1m	Accept alternative unambiguous positive indication of the correct answer.
2a	P 5250	1m	
2b	Q 8550	1m	
4	(a) S (b) Q (c) P (d) R	1m	All four letters must be correct for the award of the mark.
5	Award ONE mark for both correct letters written. P AND S (in any order)	1m	Accept alternative unambiguous positive indication of the correct answer.
8	Diagram completed, as shown: 	1m	Accept slight inaccuracies provided the intention is clear.
10	S	1m	

Qu.	Requirement	Mark	Additional guidance
13	<p>Award TWO marks for two correct letters and no incorrect letters, as shown:</p> <p>P AND R (in any order)</p> <p>If the answer is incorrect, award ONE mark for:</p> <ul style="list-style-type: none"> two correct letters and one incorrect letter <p>OR</p> <ul style="list-style-type: none"> one correct letter and no incorrect letters 	Up to 2m	Accept alternative unambiguous positive indication of the correct answer.
14	<p>Award TWO marks for the correct answer of 45.8</p> <p>If the answer is incorrect, award ONE mark for evidence of an appropriate method, e.g.</p> <ul style="list-style-type: none"> $4.3 \times 8 = 34.4$ $2.6 \times 2 = 5.2$ $3.1 \times 2 = 6.2$ $34.4 + 5.2 + 6.2$ <p>OR</p> <p>Award ONE mark for sight of any one of these combinations:</p> <ul style="list-style-type: none"> 21.5 AND 12.9 AND 5.2 AND 6.2 21.5 AND 12.9 AND 5.7×2 21.5 AND 12.9 AND 11.4 34.4 AND 5.2 AND 6.2 34.4 AND 5.7×2 34.4 AND 11.4 8.6×3 AND 10×2 25.8 AND 20 21.5 AND 18.1 AND 6.2 	Up to 2m	Answer need not be obtained for the award of ONE mark.

Qu.	Requirement	Mark	Additional guidance
18	<p>Award TWO marks for three correct letters and no incorrect letters, as shown:</p> <p>P AND R AND S (in any order)</p> <p>If the answer is incorrect, award ONE mark for:</p> <ul style="list-style-type: none"> three correct letters and one incorrect letter <p>OR</p> <ul style="list-style-type: none"> two correct letters and no incorrect letters. 	Up to 2m	Accept alternative unambiguous positive indication of the correct answer.

Amendments to mark schemes for Paper 3: reasoning (Braille)

Qu.	Requirement	Mark	Additional guidance
1	Award ONE mark for all three correct letters written. Q AND S AND T (in any order)	1m	Accept alternative unambiguous positive indication of the correct answer.
2	Award ONE mark for both correct letters written. Q AND S (in any order)	1m	Accept alternative unambiguous positive indication of the correct answer.
7	Award TWO marks for four correct answers. (a) R (b) P (c) T (d) U If the answer is incorrect, award ONE mark for three correct answers.	Up to 2m	
10	Award TWO marks for two correct letters and no incorrect letters, as shown: Q AND R (in any order) If the answer is incorrect, award ONE mark for: • two correct letters and one incorrect letter OR • one correct letter and no incorrect letters.	Up to 2m	Accept alternative unambiguous positive indication of the correct answer.
11	R	1m	Accept alternative unambiguous positive indication of the correct answer.

Qu.	Requirement	Mark	Additional guidance
12	(a) 12:35 (b) 07:20 (c) 22:45	1m	All three digital times must be correct for the award of the mark. Refer to section 6.2 on pages 15 and 16 (in the standard version of the mark scheme) for additional guidance on marking answers involving time.
14a 14b	Q P	1m 1m	Accept alternative unambiguous positive indication of the correct answer.
20	$\frac{1}{8}$	1m	Accept equivalent fractions

[BLANK PAGE]

This page is intentionally blank.

[BLANK PAGE]

This page is intentionally blank.

[BLANK PAGE]

This page is intentionally blank.



Standards
& Testing
Agency

Key stage 2 mathematics

Amendments to the mark schemes for modified large print (MLP) and braille

Electronic PDF version product code: STA/25/8966/e ISBN: 978-1-83507-442-8

For more copies

Printed copies of this booklet are not available. It can be downloaded from
www.gov.uk/government/collections/national-curriculum-assessments-past-test-materials

© Crown copyright

The materials in this booklet are Crown copyright. You may re-use them (not including logos) free of charge in any format or medium in accordance with the terms of the Open Government Licence v3.0, which can be found on the National Archives website and accessed via the following link:
www.nationalarchives.gov.uk/doc/open-government-licence.



If you have any queries regarding these test materials, contact the national curriculum assessments helpline on 0300 303 3013 or email assessments@education.gov.uk.