



Home Office

The Criminal Justice Act 1988 (Offensive Weapons) (Amendment, Surrender and Compensation) (England and Wales) Order 2025

**Guidance for surrender of 'ninja' swords
and claiming compensation.**

March 2025



© Crown copyright [2025]

This publication is licensed under the terms of the Open Government Licence v3.0 except where otherwise stated. To view this licence, visit nationalarchives.gov.uk/doc/open-government-licence/version/3 or write to the Information Policy Team, The National Archives, Kew, London TW9 4DU, or email: psi@nationalarchives.gsi.gov.uk.

Where we have identified any third party copyright information you will need to obtain permission from the copyright holders concerned.

This publication is available at www.gov.uk/government/publications

Any enquiries regarding this publication should be sent to us at NinjaSwordCompensation@homeoffice.gov.uk

Contents

Summary of the Surrender and Compensation Scheme for 'ninja' Swords	2
1. Eligibility	6
2. Entitlement (level of compensation payable)	6
3. How to surrender	7
4. How to claim compensation	7
5. What happens next?	8
6. Contact	9
7. Data Handling	9
Annex A: Types of Ninja Swords	
Annex B: Checklist for members of the public	
Annex C: Checklist for retailers and members of the public with bulk surrendering	
Annex D: Ninja Sword Surrender and Compensation Claim Form	

Summary of the Surrender and Compensation Scheme for 'ninja' swords

The Criminal Justice Act 1988 (Offensive Weapons) (Amendment, Surrender and Compensation) Order 2025 adds ninja swords to the list of prohibited offensive weapons to which section 141 of the Criminal Justice Act 1988 apply. Link to the list of prohibited offensive weapons can be found here: www.legislation.gov.uk/ukxi/1988/2019.

The Surrender and Compensation arrangements, set out in this guidance will only apply in England and Wales in respect of ninja swords prohibited under Part 3 of the Order.

If you currently possess a ninja sword, you will not be permitted to keep it once the relevant provisions in the Order are commenced on 1st August 2025 unless a specific legal defence applies. If you wish to claim compensation when you surrender the item, you must surrender it to a designated police station. The Surrender and Compensation scheme allows you to claim compensation if you meet the eligibility criteria and make a claim in line with the arrangements set out in this guidance and the Criminal Justice Act 1988 (Offensive Weapons) (Amendment, Surrender and Compensation) Order 2025.

If you are claiming compensation for a ninja sword, you must have been the lawful owner of or have contracted to acquire it on or before the cut-off date of **27 March 2025** and you will need to provide acceptable proof such as, a purchase receipt or invoice. If you are unable to provide a purchase receipt or invoice, you must provide some form of evidence of ownership and an explanation of what you are providing.

The standard compensation amount for each surrendered weapon will be £5, however applicants will be able to claim the value of their weapon if it exceeds this amount. To claim a higher value applicants will need to provide evidence of the value such as a receipt, invoice or other evidence of the value of the weapon.

Claims for compensation must be made at the same time as surrendering the weapon.

If you wish to hand in a ninja sword without claiming compensation or visiting a police station, you may also anonymously dispose of a sword in a surrender bin without completing the claim form or providing any details. Further guidance for alternative arrangements of disposing of your ninja sword will be published in a separate document before the Surrender scheme starts.

If you are the owner of a ninja sword, it is your responsibility to ensure that you transport it safely to a surrender bin or a designated police station and surrender it to the police and, if seeking financial compensation, submit your claim so at the same time as surrendering your item(s).

It will not be possible to seek compensation at any time after you have surrendered your item, or at any time after the surrender and compensation scheme closes. **The scheme will start on 1st July 2025, 00:00hrs and close on 31st July 2025 at 23:59hrs.**

Which items will become prohibited?

(u) the weapon sometimes known as a “ninja sword”

being a sword with—

- (i) a blade whose length is at least 14 inches, but no more than 24 inches (the length of the blade being the straight-line distance from the top of the handle to the tip of the blade),
- (ii) a primary straight cutting edge,
- (iii) a secondary straight cutting edge,
- (iv) a blunt spine, and
- (v) either a tanto style point or a reversed tanto style point.

For the purposes of paragraph 1(u)(iv) and this paragraph, a spine is blunt if it is not adapted to cutting.

For the purposes of paragraph 1(u)(v)— a sword has a tanto style point if—

- (i) the angle between its primary straight cutting edge and its secondary straight cutting edge is greater than 90 degrees, and
- (ii) the angle between its secondary straight cutting edge and its spine is less than 90 degrees.

A sword has a reversed tanto style point if—

- (i) the angle between its primary straight cutting edge and its secondary straight cutting edge is less than 90 degrees, and
- (ii) the angle between its secondary straight cutting edge and its spine is greater than 90 degrees.

For the purposes of paragraph 1(u)(ii) and (iii) and this paragraph—

(a) a primary straight cutting edge is the longest cutting edge of a blade which immediately connects to the handle.

(b) a secondary straight cutting edge is a cutting edge—

- (i) which forms an angle with the primary straight cutting edge and the spine, and
- (ii) is no more than 5% longer or shorter than the width of the blade immediately after the handle.

Will you have to surrender your item(s)?

Once the provisions in the Criminal Justice Act 1988 (Offensive Weapons) (Amendment, Surrender and Compensation) Order 2025 come into force, it will be an offence to possess a ninja sword unless a specific legal defence applies. The manufacture, importation, sale

and supply of these items will also be prohibited. However, before they are prohibited, the Order allows for legal owners of the items to surrender them at a designated police station and claim compensation for their loss if they wish. This guidance sets out how to surrender the item(s) to the police and how to claim compensation. Compensation can only be claimed if you were the lawful owner or contracted to acquire it on or before the cut-off date of **27 March 2025**. Owners who do not wish to claim compensation and who have no lawful basis to retain the sword will need to dispose of them responsibly before the legislation comes in to force in order to avoid committing an offence.

What is the surrender period?

This is a one-month period (31 days) during which you will be able to surrender your ninja swords at a designated police station. Compensation can only be claimed if you surrender your item(s) during the surrender period and submit a claim for compensation at a designated police station at the same time.

When will the surrender period start?

The surrender period will start on 1st July 2025, 00:00hrs the day that Part 4 the Surrender of the Criminal Justice Act 1988 (Offensive Weapons) (Amendment, Surrender and Compensation) (England and Wales) Order 2025 comes into force, as this order will provide the legal framework for the compensation for items surrendered.

When will the surrender period end?

The surrender period will last for a one-month period (31 days), ending on 31st July 2025 at 23:59hrs.

What to do if you own a Ninja Sword(s)

These arrangements in respect of ninja swords apply only in England and Wales. If you own an item which falls under the definition of a ninja sword as described in the legislation, you will be able to surrender this item(s) at a designated police station and claim compensation. You must transport your item safely according to the guidance below. You can find your nearest designated police station by checking the gov.uk website or by contacting your local police force. In order to claim compensation, you will need to download the [claim form](#) from gov.uk and complete the **Ninja Sword Surrender and Compensation Scheme Claim Form** and hand this over to the police when you surrender the item(s). You must provide proof of purchase or other evidence to prove you possessed or had contracted to acquire the item before the cut-off date'. **Further detail is provided in section 1.**

If you want to dispose of a ninja sword without claiming compensation or without going to a police station, we will also be providing alternative arrangements. Further guidance will be published in a separate document.

What happens if you do not surrender an item during the surrender period?

Once the surrender period comes to an end on 31st July 2025, 23:59hrs ninja swords will be prohibited. If you are still in possession of the items at this point, your possession will become unlawful unless you have a defence. Once the surrender scheme closes, you will still be able to surrender the items to the police or dispose of a sword in a surrender bin, but you will not be able to claim compensation for the loss of the item.

Do you need to complete a surrender and compensation scheme claim form if you are not seeking compensation?

If you are not seeking compensation, but are surrendering an item, we request that you only complete Part D to indicate you are not seeking compensation on the **Ninja Sword Surrender and Compensation Scheme Claim Form** without any personal and bank details and submit this to the police when you are surrendering your item(s). Details of how to access the form are found [here](#).

What to do if you have any special requirements or accessibility needs.

If you have any special requirements or accessibility needs that might impact your ability to surrender your item(s) you should contact your local police force to discuss.

What to do if you think your Ninja Swords falls under one of the defences provided in the legislation?

Antiques are exempt from the effect of the Order, and it is therefore not an offence to possess these weapons if they are an antique – manufactured more than 100 years before the date that the offence is committed relating to s141 – Criminal Justice Act 1988.

You are not required to surrender your weapon(s) if it falls under one of the defences. In the event you are charged with an offence, you will need to provide evidence to support the defence you are relying on. Ultimately, it will be for a court to decide whether there is sufficient evidence to support your argument that you have a defence.

Defences

Defences are listed in s141 Criminal Justice Act 1988 and the Criminal Justice Act 1988 (Offensive Weapons) Order 1988. Not all defences apply to all items, and it should be noted that the defences for religious reasons that applies to curved swords do not apply to ninja swords. The detail set out below is a summary and includes the full wording of the defences may be found in the relevant legislation:

S141 Criminal Justice Act 1988

www.legislation.gov.uk/ukpga/1988/33/section/141

Criminal Justice Act 1988 (Offensive Weapons) Order 1988.

- (i) Where possession is for the purposes of functions carried out on behalf of the Crown or of a visiting force.
- (ii) Where the weapon is one of historical importance.
- (iii) Where it is in a person's possession in their capacity as the operator of, or as a person acting on behalf of, a museum or gallery.
- (iv) Where possession is for educational purposes only.
- (v) Where possession is for the purpose only of making the weapon available for the purposes of theatrical performances and the production of films and television programmes.
- (vi) Where possession is for the purposes only of making the weapon available for, or participating in, a permitted activity – i.e., a historical reenactment or sporting activity.
- (vii) Where the weapon was made by hand.
- (viii) Where the weapon in question is blunt.

1. Eligibility

To be eligible to apply for compensation, you must have been the lawful owner on or before the cut-off date of **27 March 2025** and you will need to provide acceptable proof such as, a purchase receipt or invoice. If you are unable to provide a purchase receipt or invoice, you must provide some form of evidence of ownership and an explanation of what you are providing. You will also need to sign Part F - Declaration of the claim form confirming that you are the legal owner of the item and that it was lawfully acquired, when completing the **Ninja Sword Surrender and Compensation Scheme Claim Form**.

You must surrender the item(s) to the police during the surrender period, in accordance with this guidance. **The scheme will start on 1st July 2025, 00:00hrs and close on 31st July 2025 at 23:59hrs.**

Compensation is sought by submitting to the police a completed **Ninja Sword Surrender and Compensation Scheme Claim Form**. This must be completed in advance and handed to the police, with any supporting documentation, at the time of the surrender. **Further detail is provided in section 4.**

2. Entitlement (level of compensation payable)

The standard compensation amount for each surrendered weapon will be £5, though applicants will be able to claim the value of their weapon if it exceeds this amount. This is the minimum amount of compensation that the Home Office will pay to the legal owners of items that are surrendered to a designated police station under this scheme. If you consider that your item is worth more than the level of compensation set out, you will need to provide proof of purchase (e.g., purchase receipt or invoice) or other evidence of the value of the weapon which must be submitted at the time of surrendering the item to the police. This

evidence will then be forwarded to the Home Office for consideration. **Further details are provided in [Section 5](#).**

No compensation will be payable in respect of a claim unless you were the lawful owner on or before the cut-off date of **27 March 2025**.

3.How to surrender

During the one-month (31 days) surrender period, you will be able to surrender your weapon(s) to a designated police station. You can find out your nearest designated police station by checking the gov.uk website.

If you are a retailer or member of the public who intends to surrender several items at one time (more than 10 items). **You must contact the designated police station** in advance to see whether the police would prefer you to make a specific appointment to attend the police station. You should comply with the police directive of how to package and seal large consignments.

You must take all reasonable steps to make any item(s) that you are surrendering safe to handle whilst travelling to the police station and whilst on police premises. Items should be made safe to handle for yourself and for the police and must be contained in a manner that allows them to be transported without causing distress or alarm to other members of the public, including members of the public who might be at the designated police station.

Items must be wrapped up and placed in a sealed bag or box. **They must not be carried openly at any time.** Carrying bladed articles in public without a good reason or lawful authority is an offence. Carrying the items according to these instructions and accompanied by the claim form will allow you to claim that you have a 'good reason,' namely that you are about to surrender the articles at your nearest designated police station, if stopped by the police.

Once in the police station, you must not take out the item until you are requested to do so by a police officer or member of police staff.

If you want to dispose of a ninja sword without claiming compensation and attending a designated police station, further guidance on alternative arrangements will be published ahead of the surrender and compensation period.

4.How to claim compensation

You must submit your claim form, including evidence you have been the lawful owner of the weapon or contracted to acquire it on or before the cut-off date of 27 March 2025 and proof of purchase such as, a purchase receipt, invoice or other evidence of the value of the weapon to the police at the same time you surrender items at

a designated police station; claims for compensation submitted at a different time or on a later date will not be accepted.

You will also need to bring with you evidence to confirm your identity (such as a valid passport or driving licence) and, where possible, evidence to establish that you are the legal owner of the item(s) that you are surrendering. If it is difficult for the legal owner to attend a police station and you are surrendering items on their behalf, you must bring evidence to confirm their identity, their consent for you to surrender the item and, where available, evidence of proof of purchase of the item(s).

The police will take steps to verify your ownership and eligibility under the scheme, including verifying that the item you are surrendering is one covered under the scheme. The police will then take possession of the item(s) and provide you with a copy of your claim form as a receipt if you are seeking compensation. The receipt provides you with a unique reference number in relation to the item(s) you surrender for the purposes of tracking the compensation claim. You must keep this unique reference number safe, as it may be required later if the Home Office contact you about your claim.

Your compensation claim form and supporting documentations will then be forwarded by the police to the Home Office where it will be considered. The Home Office will contact you once the claim has been considered.

Even though the police have accepted your surrendered item(s) and compensation claim form, it does not necessary guarantee that you will receive compensation. Your claim will be considered by the Home Office.

The Checklists provided at Annex B is for members of the public with less than 10 items and Annex C is for retailers and members of the public with more than 10 items. This may help you to ensure that you have completed all the steps needed to successfully surrender your item(s).

5. What happens next?

If you are surrendering an item or items, but you are not seeking compensation, once the police have taken possession of your item(s) or used a surrender bin the surrender process is completed. Your item(s) will be disposed of under normal police operational procedures.

If you are surrendering an item or items and are seeking compensation, once the police have taken possession of your item(s) they will retain the item(s) until your claim for compensation has been determined, unless that item poses a safety risk. Once determined the item(s) will be disposed of under normal police operational procedures or where it poses a safety risk it may need to be destroyed sooner.

If you have surrendered an item and it is determined that the item does not fall into the ninja sword definition and it is not prohibited by other legislation which can be found here: www.legislation.gov.uk/uksi/1988/2019, the police should return your item to you or will

contact you to arrange the return of your item. If you no longer wish to keep the item, you may instruct the police to dispose of the item.

If you have surrendered an item and you are seeking compensation and have indicated this on the **Ninja Sword Claim Form**, your form and supporting documentation submitted to the police, will be forwarded by the police to the Home Office where it will be considered.

If for any reason it is determined that you are not eligible for compensation, you will be notified of this together with the reasons for the decision.

If the Home Office needs to contact you in relation to your claim, for example to clarify details on the form or to discuss the evidence of value that you have submitted, they will use the contact details you have provided on your claim form.

6.Contact

If you have a query in relation to your claim, you can send this to the Home Office case working team via email at NinjaSwordCompensation@homeoffice.gov.uk


If it is in relation to a claim that you have already made, please include your full name and your unique claim reference number.

7.Data Handling

The Home Office's Personal Information Charter how we look after your information can be found here: <https://www.gov.uk/government/organisations/home-office/about/personal-information-charter>.

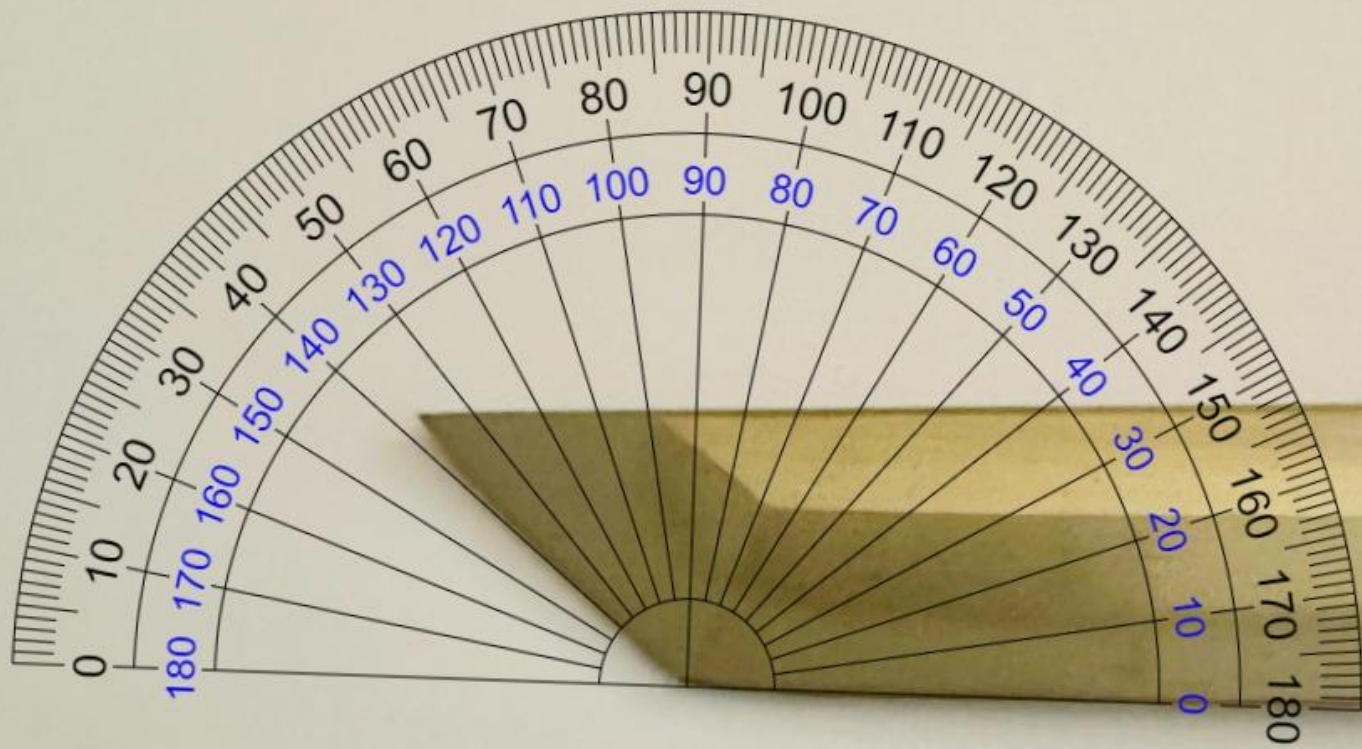
Annex A: Types of Ninja Swords

Features of items which will be prohibited by the legislation.

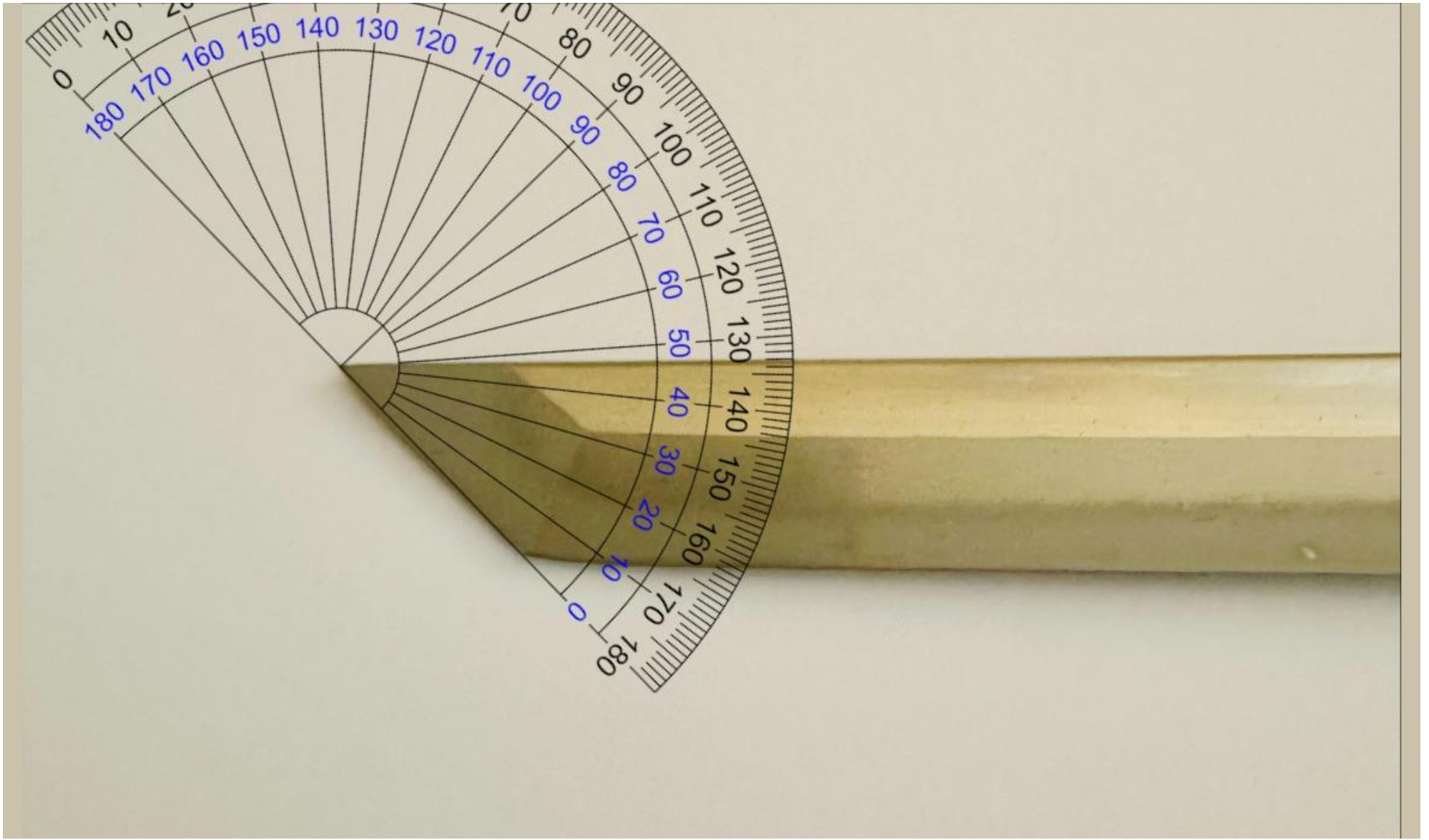



***Note a tanto style point has angle of greater than 90 degrees between its primary straight cutting edge and its secondary straight cutting edge, and the angle between its secondary straight cutting edge and the blunt spine is an angle of less than 90 degrees.**

In the this first photo with the protractor, the angle between the primary straight cutting edge and the secondary cutting edge is approximately 136 degrees (over 90 degrees).



In this second photo with the protractor, the angle between the secondary straight cutting edge and the blunt spine of the blade is approximately 47 degrees (under 90 degrees).





***Note a reverse tanto style point has angle of less than 90 degrees between its primary straight cutting edge and its secondary straight cutting edge, and the angle between its secondary straight cutting edge and the blunt spine is an angle of more than 90 degrees. The measurements of the angles will be the reverse of those in the above pictures for the tanto style point.**

Examples of types of sword which will be prohibited by the legislation.

These are swords with blades between 14" and 24" a straight primary cutting edge, a straight secondary cutting edge and tanto style points.




Examples of types of swords which are already prohibited by the zombie-style knife / machete legislation.

These two swords are already prohibited because they have a plain cutting edge, sharp pointed ends, blades over 8” in length and more than one hole in the blade and so fall under the definition of a prohibited item listed in (sa) and 1A in the Schedule to The Criminal Justice Act 1988 (Offensive Weapons) Order 1988 which prohibits zombie-style knives and zombie-style machetes.



Example of type of sword which is already prohibited by the curved sword legislation.

Katana type swords are already prohibited and fall under the definition of a prohibited item listed in (r) in the Schedule to The Criminal Justice Act 1988 (Offensive Weapons) Order 1988.



Annex B: Checklist for members of the public

No compensation will be payable in respect of a claim unless you have been the lawful owner or contracted to acquire it on or before the cut-off date of **27 March 2025**.

Step 1	Does your weapon qualify and was acquire on or before the cut-off date of 27 March 2025? Annex A of the guidance will help you to answer this question. If your answer to this question is 'no' go to step 2 if your answer to the question is 'yes' go to step 3.
Step 2	If your weapon does not qualify under this scheme, you may still surrender it to the police, but you cannot claim compensation.
Step 3	If the value of your intended claim is £5 or more, do you wish to claim financial compensation for the value of the item(s) you are surrendering? If your answer to this question is 'no' go to step 4. If your answer to the questions is 'yes' go to step 5.
Step 4	If you do not wish to claim compensation, you should still complete section D of the compensation form to confirm - you do not have to provide any personal details to do this. You should download a copy of the form from gov.uk or, if this is not possible, you can request a form by email at: NinjaSwordsCompensation@homeoffice.gov.uk . You should then take your weapon(s) and the completed form to a designated police station (see 8 below) following the guidance in this document about safe storage during travel.
Step 5	If you wish to claim compensation, do you accept that standard value of £5 per item. If your answer to this question is 'yes' go to step 6. If your answer to the question is 'no' go to step 7.
Step 6	If you accept the standard value of compensation, you must complete all sections of the compensation claim form. You should download a copy of the form from gov.uk. You should than take your weapon(s) and the completed claim form to a designated police station (see 8 below). Following the guidance in this document about safe storage during travel.
Step 7	If you do not accept the standard value of compensation and wish to seek a different amount, you must complete all sections of the compensation claim form and provide proof i.e. receipt or an invoice for the higher value that you are claiming. You should download a copy of the form from gov.uk. You should then take your weapons and the completed claim form to a designated police station (see 8 below). Following the guidance in this document about safe storage during travel.
Step 8	Are you able to travel to a designated police station? You can find the nearest designated police station to you by looking at the list on gov.uk. If you can travel to a designated police station, go to step 10. If you are not able to travel yourself to a designated police station, go to step 9.
Step 9	If you are unable to travel yourself to a designated police station, you can ask somebody else to do this for you. You should give

	<p>them your completed claim form, the weapon you are surrendering, proof of purchase such as, receipt or invoice and if possible, along with written authorisation for that person to surrender your weapon on your behalf. They will need to take some form of identification with them, they must follow the guidance in this document about safe storage of weapons whilst travelling and in the police station. Now go to step 10.</p>
Step 10	<p>You, or your authorised representative can surrender your weapon(s) at a designated police station, following the guidance in this document about keeping the weapon safe while travelling and in the police station, and following instructions given by the police. You or your representative will be given a unique reference number which you should keep safe for future use.</p>
Step 11	<p>The Home Office will contact you as soon as possible about your compensation claim.</p>

Annex C: Checklist for retailers and members of the public who are surrendering weapons in bulk

No compensation will be payable in respect of a claim unless you have been the lawful owner or contracted to acquire it on or before the cut-off date of **27 March 2025**.

Step 1	Do the offensive weapons you are surrendering (more than 10 items) qualify? Annex A of the guidance will help you to answer this question. If your answer to this question is 'no' go to step 2 if your answer to the question is 'yes' go to step 3.
Step 2	If the weapons (more than 10 items) do not qualify under this scheme you may still surrender them to the police, but you cannot claim compensation.
Step 3	If the weapons you are surrendering do qualify, you should contact the police in advance if you intend to surrender the weapons at one time (more than 10 weapons) to see whether the police would prefer you to make a specific appointment to attend the police station.
Step 4	Do you wish to claim financial compensation for the value of the weapons you are surrendering? If your answer to this question is 'no' go to step 5. If your answer to the questions is 'yes' go to step 6.
Step 5	If you do not wish to claim compensation, you should still complete section B of the compensation form to confirm - you do not have to provide any personal details to do this. You would need to contact the police in advance to see whether the police would prefer you to make a specific appointment to attend the police station to take the weapons and the completed form to a designated police station (see 10 below) following the guidance in this document about safe storage during travel.
Step 6	If you wish to claim compensation, do you accept that standard value of £5 per weapon. If your answer to this question is 'yes' go to step 7. If your answer to the question is 'no' go to step 8.
Step 7	If you accept the standard value of compensation, you must complete all sections of the compensation claim form and provide proof of purchase such as, receipt or invoice. You should download a copy of the form from gov.uk. You should then take the weapons and the completed claim form to a designated police station once you have arranged with the police to surrender (see 10 below). Following the guidance in this document about safe storage during travel.
Step 8	If you do not accept the standard value of compensation and wish to seek a different amount, you must complete all sections of the compensation claim form and provide proof of purchase such as, receipt or invoice of the higher value that you are claiming. You should download a copy of the form from gov.uk. You should then take the weapons and the completed claim form to a designated police station once you have made arrangements with the police to surrender (see 10

	below). Following the guidance in this document about safe storage during travel.
Step 9	Are you able to travel to a designated police station? You can find the nearest designated police station to you by looking at the list on gov.uk. If you can travel to a designated police station, go to step 11. If you are not able to travel yourself to a designated police station, go to step 10.
Step 10	If you are unable to travel yourself to a designated police station, you can ask somebody else to do this for you. You should give them your completed claim form, the weapons you are surrendering, evidence of value if appropriate and if possible, along with written authorisation for that person to surrender your weapons on your behalf. They will need to take some form of identification with them, they must follow the guidance in this document about safe storage of weapons whilst travelling and in the police station. Now go to step 12.
Step 11	You, or your authorised representative can surrender your weapons at a designated police station, following the guidance in this document about keeping the weapons safe while travelling and in the police station, and following instructions given by the police. You or your representative will be given a unique reference number which you should keep safe for future use.
Step 12	The Home Office will contact you as soon as possible about your compensation claim.

Annex D: Ninja Sword Surrender and Compensation Claim Form



Home Office



SURRENDER AND COMPENSATION SCHEME CLAIM FORM

(Please ensure that you have read the accompanying guidance before completing this form)

PLEASE COMPLETE IN BLOCK CAPITALS

PART A – Your Details

Title			
Forename			
Surname			
Date of Birth	Day	Month	Year
Your address	House number		
	Street		
	Village, Town or City		
	County		
	Postcode		
Contact number			
Email			

PART B – Who are you?

- Retailer**
- Wholesaler**
- Private Individual**

If you are a retailer/wholesaler, please provide your company name:

PART C - Proof of Ownership

You are required to provide proof that you owned or had contracted to acquire the items for which you are claiming compensation before the cut-off date before the Home Office considers your claim.

Have you provided a receipt as proof that you owned or had contracted to acquire the items for which you are claiming compensation before the cut-off date?

Yes

No If you have ticked no, please answer the questions below.

If you are unable to provide a receipt as evidence of ownership or contract to acquire, please provide reasons why.

Are you able to provide evidence of ownership or contract to acquire other than a receipt? If so, please explain what it is and submit it with this form.

PART D - Do you want to claim financial compensation for the item(s) you have surrendering to the police? Tick which box applies.

Yes Now go to Part E of this form.

No Now go to Part F of this form.

PART E – Your bank account

All compensation payments will be made by BACS Transfer if it is determined that compensation is payable. Please provide here the details of the bank account into which any compensation awarded to you will be paid.

Name of account holder	
Account number	
Bank sort code	

PART F – Declaration and signature

I declare that I have read the guidance for the scheme.

I declare that I am the legal owner of the weapon(s) that I am surrendering to the police and that I lawfully acquired it/them or contracted to acquire it/them **on or before 27 March 2025.**

I confirm that I understand that in surrendering the item(s) described in this form to the police, I have relinquished any entitlement to the ownership or use of the item(s).

Please tick which box applies.

- A. Seeking compensation in the amount of £5

- B. Seeking compensation for an amount higher than £5 - I am providing evidence of value for the Home Office to consider

- C. Not Seeking Compensation

To the best of my knowledge and belief all the item(s) surrendered as part of this application are eligible for payment under the published terms of this scheme.

By signing this declaration, I authorise the police to pass on the information contained in this form to the Home Office for the purposes of processing any claim that I am making for financial compensation.

Signature of legal owner.....

Date.....

PART G – Person surrendering the item(s) if not the legal owner

If you are surrendering the item(s) on behalf of the legal owner, please fill in the below form with your details. This is in addition to the signature of the legal owner above.

Title			
Forename			
Surname			
Date of Birth	Day	Month	Year
Your address	House number		
	Street		
	Village, Town or City		
	County		
	Postcode		

Signature

Date.....

PART H – Police use only

Application unique reference number:	Name of Weapon	Seeking Compensation? Enter Y/N	If Y, do you accept the amount of £5?	If N, please provide the value of the weapon.

Total Claim of Compensation: £

Annex A: Guidance for completing the Ninja swords Surrender and Compensation Claim Form

This section provides guidance for individuals completing this form. Further information can be found in the **Criminal Justice Act 1988 (Offensive Weapons) (Amendment, Surrender and Compensation) (England and Wales) Order 2025 ('the 2025 Order')** available on www.gov.uk. Alternatively, you can ask for assistance at the police station in which you are surrendering your items, you can email your question to the Home Office (email address will be published on gov.uk).

PART A – Your details

Please use this Part to provide the relevant details in the correct boxes. The police will need to verify your identity and it is important to provide correct contact details so you can be contacted regarding your claim(s) for compensation. Your phone number can be a landline or mobile.

Part A should include an email contact address. Contact by email is required to avoid any delays in considering claims or paying compensation.

PART B – Are you a retailer/wholesaler/individual.

Please use this Part to provide the relevant details. This is to ensure we process your claim as an individual or retailer/wholesaler.

PART C – Proof of Ownership

Please use this Part to provide the relevant details. This is to ensure we process your claim if you do provide any evidence to support your claim.

PART D – Do you want to claim financial compensation for the item(s) you are surrendering to the police?

Under the 2025 Order Surrender and Compensation Scheme, legitimate and eligible owners of Ninja Swords are entitled to financial compensation to cover the value of any item surrendered.

Please use this Part to indicate whether you are claiming financial compensation by ticking the relevant box - 'Yes' or 'No'.

Note that in the 2025 Order, if you are claiming compensation for a Ninja Sword, you must have been the lawful owner or have contracted to acquire it on or before the cut-off date of 27 March 2025. The Home Office has set at £5 the standard amount of compensation that will be paid to the lawful owners of items that are surrendered to the police under this scheme. If you consider that your item is worth more than the standard amount of compensation, it is open to you to make a claim for the higher amount and if you wish to do so you must provide proof of purchase or other evidence of this value. This evidence, which must be submitted at the time of surrendering the item to the police, will be forwarded to the Home Office for consideration alongside your compensation claim. The amount of compensation due to you will be decided by the Home Office. If your claim is for over £5 for any single item, you will need to provide proof of purchase and it is recommended that you provide a photograph of the item as well. Further information on your potential entitlement and how to claim compensation can be found in the 2025 Order which is available on www.gov.uk.

PART E – Your bank account

If it is determined that compensation is payable, we will issue a BACS for that amount to be paid into the account specified in Part E of this form.

PART F – Declaration

You are required to complete this Part to confirm that you are the legal owner of the item(s) that you are surrendering, that it was/they were lawfully acquired and that you are eligible to claim compensation, if applicable, including that you acquired ownership before the cut-off date. You should have also read and ensured that you understood the guidance for the scheme before signing. Signing this Part also signals that you understand that in surrendering the item(s), you relinquish your ownership of the item(s) you are surrendering. If you are claiming financial compensation, you are also required to use this Part to confirm the following:

1. You will accept the compensation value listed in this document for your item(s);
2. You will not accept the compensation value listed in this document for your item(s) and are seeking a higher amount;
3. You will accept the compensation value listed in this document for some of your item(s) but will not accept the compensation value listed for other item(s).
4. You must tick which box applies to your application. If you are claiming compensation for an offensive weapon, you must have been the lawful owner or contracted to acquire it on or before the cut-off date of **27 March 2025**.

If you acquired any of the above items after the relevant dates, you would still need to safely dispose of the items and should do so by surrendering them to the police. You will not, however, be eligible to claim compensation under this scheme. Signing the declaration also confirms that you agree that the police can pass on the information contained in this form to the Home Office for the purposes of processing any claim that you are making for financial compensation. Further information on your potential entitlement and how to claim compensation can be found in the 2025 order which is available on www.gov.uk.

Annex B – This section is to be completed by the police

To be completed by the police. Once completed, a copy will be provided to the claimant as a receipt.

Application unique reference number: Format is Police Station Code + Property booking in reference. E.g. XXX- 123456	
Police Force	
Name of receiving officer or staff (please print)	
Receiving station name	
Date received	
Identity of claimant confirmed? (Y/N)	
Ownership of claimant confirmed? (Y/N)	
Evidence of ownership before cut-off date provided? (Y/N)	
All surrendered items correctly detailed? (Y/N) if no, use box below for details	
Valuation of relevant items provided and attached? (Y/N)	
Declarations completed and signed by application (Y/N)	

Additional comments: This space is for the police to record any other information not provided elsewhere in this form. If required, further detail can be recorded on another page.

For police use: Once completed, the entire form with all supporting documents should then be sent to an email address which will be published in gov.uk in due course (with the compensation claim's unique reference number added to the subject line. The Home Office will review the claim and respond directly to the claimant to confirm progress and next steps in due course. A copy or photo of the completed receipt at Annex B should be given to the claimant.