

# Permit with introductory note

The Environmental Permitting (England & Wales) Regulations 2016

---

Southern Water Services Limited

Motney Hill Sludge Treatment Centre (STC)  
Motney Hill Waste Water Treatment Works (WwTW)  
Motney Hill Road  
Gillingham  
ME8 7UA

**Permit number**

**EPR/BP3103MS**

# Motney Hill Sludge Treatment Centre (STC)

## Permit number EPR/BP3103MS

### Introductory note

#### **This introductory note does not form a part of the permit**

The Industrial Emissions Directive (IED) came into force on 7 January 2014 with the requirement to implement all relevant Best Available Techniques (BAT) Conclusions as described in the Commission Implementing Decision. The schedule of waste management activities includes the recovery of non-hazardous waste with a capacity exceeding 75 tonnes per day (or 100 tonnes per day if the only waste treatment activity is anaerobic digestion) involving biological treatment, but excludes activities covered by the Urban Waste Water Treatment Regulations (UWWTR). However, UK environmental regulators concluded that the biological treatment of waste sewage sludge is not an activity covered by the UWWTR and is therefore within the scope of the IED. The BAT Conclusions for Waste Treatment (the BREF) was published on 17 August 2018 following a European Union wide review of BAT, implementing decision (EU) 2018/1147 of 10 August 2018. BAT applies to new waste sewage sludge treatment not covered by the UWWTR. The operations at Motney Hill Sludge Treatment Centre (STC) are existing but will be brought into environmental regulation for the first time and are required to operate using BAT.

#### **Brief description of the process**

Motney Hill Sludge Treatment Centre (STC) is located within the Motney Hill Waste Water Treatment Works (WwTW) site on Motney Hill Road. The site is approximately 4km northeast of Gillingham, NGR TQ 83024 68486. The STC is a non-hazardous waste installation which treats indigenous sewage sludge waste from Motney Hill WwTW and other satellite facilities. The sludge treatment activities at Motney Hill STC have previously been carried out under a registered (T21) exemption. The facility biologically treats sewage sludge wastes using a conventional mesophilic anaerobic digestion (AD) treatment process.

The primary installation activity is:

- Section 5.4 A(1) (b) (i) Recovery or a mix of recovery and disposal of non-hazardous waste with a capacity exceeding 100 tonnes per day for anaerobic digestion waste treatment) involving biological treatment under the above regulations.

Directly Associated Activities (DAAs) serving the Section 5.4 A(1) b(i) activity include;

- Raw materials storage
- Digestate storage
- Physical treatment of waste for the purpose of recycling
- Storage of waste pending recovery or disposal
- Steam and electricity generation
- Emergency flare operation
- Gas storage
- Odour control and abatement plant operation

Indigenously generated sludge (imported from Motney Hill WwTW which does not form part of the installation) is screened then thickened by gravity belt thickeners (GBTs) and stored in a sludge reception tank. Secondary activated sludge (SAS) is imported, screened and thickened by drum thickening plant. Thickened and blended sludge is stored in a thickened sludge storage tank prior to anaerobic treatment (AD). Sludge is pumped to two conventional mesophilic anaerobic digesters operating at approximately ~35°C.

Biogas produced from the two digesters is transported to one gas holder. Biogas gas undergoes combustion in a combined heat and power (CHP) engine (thermal input 2.49 MWth) to generate electricity and heat for on-site processes. Four back-up boilers are available to generate heat when the CHP engine is offline for

maintenance or during unplanned outage. There is also an emergency flare used only during periods of breakdown or maintenance of the CHP engine, and/or auxiliary boilers.

Digested sludge is stored in a post-digestion sludge storage tank before being dewatered by centrifuge. Dewatered digested cake is stored in seven cake storage bays prior to transfer offsite for spreading under the Sludge Use in Agriculture Regulations (SUiAR).

Centrate and dewatering liquors from the GBTs and centrifuges are discharged to a liquor balancing tank then routed to Motney Hill WwTW for downstream treatment via emission points S1 to S6 in table S3.2. This is regarded as an indirect discharge to watercourse, in this case to the Tidal River Medway

Waste gases from combustion are emitted via stack at emission point A01.

Odour abatement is used on site. An odour control unit (OCU) serves the STC building, surplus activated sludge (SAS) tanks, drum thickeners, centrifuges and liquor balancing tank. Treated air is discharged via stack at emission point A8.

The facility is not within an Air Quality Management Area (AQMA). The following designated ecological sites are located within relevant screening distance of the facility:

- Queendown Warren Special Area of Conservation (SAC)
- Medway Estuary and Marshes Special Protection Area (SPA)
- Medway Estuary and Marshes Ramsar
- Medway Estuary and Marshes Special Site of Scientific Interest (SSSI)
- Medway Estuary Marine Conservation Zone (MCZ)
- The Swale SPA
- The Swale Ramsar

The status log of the permit sets out the permitting history, including any changes to the permit reference number.

<b>Status log of the permit</b>		
<b>Description</b>	<b>Date</b>	<b>Comments</b>
Application EPR/BP3103MS/A001	Duly made 10/08/2021	Application for an anaerobic digestion facility with combustion of biogas at a waste sewage sludge treatment site.
Response to Schedule 5 Notice issued 14/04/2022	19/05/2022	Responses received: <ul style="list-style-type: none"> <li>- site acceptance procedures</li> <li>- updated site layout plans</li> <li>- proposed monitoring locations</li> <li>- pressure relief valve locations and specifications</li> <li>- proposed LDAR procedures</li> <li>- flare operation</li> <li>- impermeable surface, drainage and infrastructure plans</li> <li>- confirmation of open tanks/processes</li> <li>- accident management plan summary</li> <li>- gas holder controls</li> <li>- BAT assessment against odour control techniques</li> </ul>
	01/07/2022	H1 risk assessment to air and updated Odour Management Plan (OMP) received in response to a Schedule 5 notice request issued on 14/04/2022.
Additional information received	23/10/2022	Initial containment assessment including: <ul style="list-style-type: none"> <li>- Completed ABDA tool for site classification</li> </ul>

<b>Status log of the permit</b>		
<b>Description</b>	<b>Date</b>	<b>Comments</b>
		<ul style="list-style-type: none"> <li>- CIRIA 736F assessment</li> <li>- Spill modelling scenarios</li> </ul>
	23/01/2024	Air quality risk assessment, including H1 screening for existing CHP, boilers and generator plant emissions to air.
	01/10/2024	Updated containment risk assessment including ABDA and CIRIA 736F assessment for secondary containment options
	29/10/2024	Additional air quality modelling received
	20/02/2025	Updated Odour management plan (OMP), site plan, sampling proposals, LDAR plan, waste acceptance procedures and conformation of annual waste throughputs.
Permit determined	18/03/2025	Permit issued to Southern Water Services Limited.

End of introductory note

# Permit

## The Environmental Permitting (England and Wales) Regulations 2016

### Permit number

**EPR/BP3103MS**

The Environment Agency hereby authorises, under regulation 13 of the Environmental Permitting (England and Wales) Regulations 2016

**Southern Water Services Limited** (“the operator”),

whose registered office is

**Southern House  
Yeoman Road  
Worthing  
West Sussex  
BN13 3NX**

company registration number 02366670

to operate an installation and waste operation at

**Motney Hill Sludge Treatment Centre (STC)  
Motney Hill Waste Water Treatment Works (WwTW)  
Motney Hill Road  
Gillingham  
ME8 7UA**

to the extent authorised by and subject to the conditions of this permit.

Name	Date
Maxine Evans	18/03/2025

Authorised on behalf of the Environment Agency

# Conditions

## 1 Management

### 1.1 General management

- 1.1.1 The operator shall manage and operate the activities:
- (a) in accordance with a written management system that identifies and minimises risks of pollution, including those arising from operations, maintenance, accidents, incidents, non-conformances, closure and those drawn to the attention of the operator as a result of complaints; and
  - (b) using sufficient competent persons and resources.
- 1.1.2 Records demonstrating compliance with condition 1.1.1 shall be maintained.
- 1.1.3 Any person having duties that are or may be affected by the matters set out in this permit shall have convenient access to a copy of it kept at or near the place where those duties are carried out.
- 1.1.4 The operator shall comply with the requirements of an approved competence scheme.

### 1.2 Energy efficiency

- 1.2.1 The operator shall:
- (a) take appropriate measures to ensure that energy is used efficiently in the activities;
  - (b) review and record at least every four years whether there are suitable opportunities to improve the energy efficiency of the activities; and
  - (c) take any further appropriate measures identified by a review.

### 1.3 Efficient use of raw materials

- 1.3.1 The operator shall:
- (a) take appropriate measures to ensure that raw materials and water are used efficiently in the activities;
  - (b) maintain records of raw materials and water used in the activities;
  - (c) review and record at least every four years whether there are suitable alternative materials that could reduce environmental impact or opportunities to improve the efficiency of raw material and water use; and
  - (d) take any further appropriate measures identified by a review.

### 1.4 Avoidance, recovery and disposal of wastes produced by the activities

- 1.4.1 The operator shall take appropriate measures to ensure that:
- (a) the waste hierarchy referred to in Article 4 of the Waste Framework Directive is applied to the generation of waste by the activities; and
  - (b) any waste generated by the activities is treated in accordance with the waste hierarchy referred to in Article 4 of the Waste Framework Directive; and
  - (c) where disposal is necessary, this is undertaken in a manner which minimises its impact on the environment.

- 1.4.2 The operator shall review and record at least every four years whether changes to those measures should be made and take any further appropriate measures identified by a review.

## **2 Operations**

### **2.1 Permitted activities**

- 2.1.1 The operator is only authorised to carry out the activities specified in schedule 1 table S1.1 (the “activities”).
- 2.1.2 The activities shall be undertaken in accordance with best available techniques.
- 2.1.3 All process plant and equipment shall be commissioned, operated and maintained and shall be fully documented and recorded in accordance with the manufacturer’s recommendations.
- 2.1.4 Waste authorised by this permit shall be clearly distinguished from any other waste on the site.

### **2.2 The site**

- 2.2.1 The activities shall not extend beyond the site, being the land shown edged in green on the site plan at schedule 7 to this permit.

### **2.3 Operating techniques**

- 2.3.1 The activities shall, subject to the conditions of this permit, be operated using the techniques and in the manner described in the documentation specified in schedule 1, table S1.2, unless otherwise agreed in writing by the Environment Agency.
- 2.3.2 If notified by the Environment Agency that the activities are giving rise to pollution, the operator shall submit to the Environment Agency for approval within the period specified, a revision of any plan or other documentation (“plan”) specified in schedule 1, table S1.2 or otherwise required under this permit which identifies and minimises the risks of pollution relevant to that plan, and shall implement the approved revised plan in place of the original from the date of approval, unless otherwise agreed in writing by the Environment Agency.
- 2.3.3 Any raw materials or fuels listed in schedule 2 table S2.1 shall conform to the specifications set out in that table.
- 2.3.4 Waste shall only be accepted if:
- (a) it is of a type and quantity listed in schedule 2 table S2.2; and
  - (b) it conforms to the description in the documentation supplied by the producer and holder.
  - (c) the facility has sufficient free capacity to store and treat the waste.
- 2.3.5 The operator shall ensure that where waste produced by the activities is sent to a relevant waste operation, that operation is provided with the following information, prior to the receipt of the waste:
- (a) the nature of the process producing the waste;
  - (b) the composition of the waste;
  - (c) the handling requirements of the waste;
  - (d) the hazardous property associated with the waste, if applicable; and
  - (e) the waste code of the waste.
- 2.3.6 The operator shall ensure that where waste produced by the activities is sent to a landfill site, it meets the waste acceptance criteria for that landfill.

- 2.3.7 Waste pre-acceptance and acceptance procedures shall be undertaken in accordance with best available techniques.
- 2.3.8 For the following activities referenced in schedule 1, table S1.1 (AR4):
- (a) each MCP must be operated in accordance with the manufacturer's instructions and records must be made and retained to demonstrate this.
  - (b) the operator must keep periods of start-up and shut-down of the combustion plant as short as possible.
  - (c) there shall be no persistent emission of 'dark smoke' as defined in section 3(1) of the Clean Air Act 1993.

## **2.4 Improvement programme**

- 2.4.1 The operator shall complete the improvements specified in schedule 1 table S1.3 by the date specified in that table unless otherwise agreed in writing by the Environment Agency.
- 2.4.2 Except in the case of an improvement which consists only of a submission to the Environment Agency, the operator shall notify the Environment Agency within 14 days of completion of each improvement.

## **3 Emissions and monitoring**

### **3.1 Emissions to water, air or land**

- 3.1.1 There shall be no point source emissions to water, air or land except from the sources and emission points listed in schedule 3 tables S3.1 and S3.2.
- 3.1.2 The limits given in schedule 3 shall not be exceeded.
- 3.1.3 Periodic monitoring shall be carried out at least once every 5 years for groundwater and 10 years for soil, unless such monitoring is based on a systematic appraisal of the risk of contamination.

### **3.2 Emissions of substances not controlled by emission limits**

- 3.2.1 Emissions of substances not controlled by emission limits (excluding odour, but including ammonia) shall not cause pollution. The operator shall not be taken to have breached this condition if appropriate measures, including, but not limited to, those specified in any approved emissions management plan, have been taken to prevent or where that is not practicable, to minimise, those emissions.
- 3.2.2 The operator shall:
- (a) if notified by the Environment Agency that the activities are giving rise to pollution, submit to the Environment Agency for approval within the period specified, an emissions management plan which identifies and minimises the risks of pollution from emissions of substances not controlled by emission limits;
  - (b) implement the approved emissions management plan, from the date of approval, unless otherwise agreed in writing by the Environment Agency.
- 3.2.3 Subject to condition 3.2.4, below, all liquids in containers, whose emission to water or land could cause pollution, shall be provided with adequate secondary containment, unless other appropriate measures to prevent or where that is not practicable, to minimise, leakage and spillage from the primary container have been agreed in writing with the Environment Agency.
- 3.2.4 Condition 3.2.3, above, shall apply unless the operator strictly complies in full with IC1 below.



- 3.2.5 Subject to condition 3.2.6, below, all liquid wastes in storage tanks and lagoons shall be fully enclosed, with emissions collected and directed to an appropriate abatement system, unless other appropriate measures to prevent or where that is not practicable, to minimise, emissions of waste gases from storage tanks and lagoons have been agreed in writing with the Environment Agency.
- 3.2.6 Condition 3.2.5, above, shall apply unless the operator strictly complies in full with IC2 below.
- 3.2.7 Subject to condition 3.2.8, below, the anaerobic treatment of all wastes shall take place within fully enclosed vessels. Combustible biogas or biomethane produced during biological treatment shall be utilised as a fuel or stored for utilisation off site, unless other appropriate measures to prevent or where that is not practicable, to minimise, emissions of biogas or biomethane from treatment/storage vessels have been agreed in writing with the Environment Agency. There shall be no uncontrolled emissions of biogas to the environment. This excludes the venting of biogas in an emergency using pressure release valves.
- 3.2.8 Condition 3.2.7, above, shall apply unless the operator strictly complies in full with IC2 below.
- 3.2.9 Subject to condition 3.2.10, below, the operator shall use buffer storage to store waste water and digestate to prevent waste water or digestate being discharged off site during the receiving waste water treatment works storm overflow operating, unless other appropriate measures to prevent or where that is not practicable, to minimise, emissions during waste water treatment works storm overflow operation, have been agreed in writing with the Environment Agency.
- 3.2.10 Condition 3.2.9, above, shall apply unless the operator strictly complies in full with IC4 below.
- 3.2.11 The operator shall implement a leak detection and repair (LDAR) programme to detect and mitigate the release of volatile organic compounds, including methane from diffuse sources.

### **3.3 Odour**

- 3.3.1 Emissions from the activities shall be free from odour at levels likely to cause pollution outside the site, as perceived by an authorised officer of the Environment Agency, unless the operator has used appropriate measures, including, but not limited to, those specified in any approved odour management plan, to prevent or where that is not practicable to minimise the odour.

### **3.4 Noise and vibration**

- 3.4.1 Emissions from the activities shall be free from noise and vibration at levels likely to cause pollution outside the site, as perceived by an authorised officer of the Environment Agency, unless the operator has used appropriate measures, including, but not limited to, those specified in any approved noise and vibration management plan to prevent or where that is not practicable to minimise the noise and vibration.
- 3.4.2 The operator shall:
- (a) if notified by the Environment Agency that the activities are giving rise to pollution outside the site due to noise and vibration, submit to the Environment Agency for approval within the period specified, a noise and vibration management plan which identifies and minimises the risks of pollution from noise and vibration;
  - (b) implement the approved noise and vibration management plan, from the date of approval, unless otherwise agreed in writing by the Environment Agency.

## 3.5 Monitoring

- 3.5.1 The operator shall, unless otherwise agreed in writing by the Environment Agency, undertake the monitoring specified in the following tables in schedule 3 to this permit:
- (a) point source emissions specified in tables S3.1 and S3.2;
  - (b) process monitoring specified in table S3.3;
  - (c) bioaerosols monitoring specified in table S3.4
- 3.5.2 The operator shall maintain records of all monitoring required by this permit including records of the taking and analysis of samples, instrument measurements (periodic and continual), calibrations, examinations, tests and surveys and any assessment or evaluation made on the basis of such data.
- 3.5.3 Monitoring equipment, techniques, personnel and organisations employed for the emissions monitoring programme and the environmental or other monitoring specified in condition 3.5.1 shall have either MCERTS certification or MCERTS accreditation (as appropriate), where available, unless otherwise agreed in writing by the Environment Agency.
- 3.5.4 Permanent means of access shall be provided to enable sampling/monitoring to be carried out in relation to the emission points specified in schedule 3 tables S3.1, S3.2, S3.3, S3.4 and S3.5 unless otherwise agreed in writing by the Environment Agency.
- 3.5.5 For the following activities referenced in Schedule 1 Table S1.1 (AR4), emission point A1 in Table S3.1):
- (a) For existing MCP Monitoring measurements shall be carried out within four months of the issue date of this notice.
  - (b) For existing MCP Monitoring measurements shall be carried out before the relevant compliance date or within four months of the issue date of the permit whichever is the later.
  - (c) In the case of new medium combustion plant, the first monitoring measurements shall be carried out within four months of the issue date of the permit or the date when the MCP is first put into operation, whichever is later.
- 3.5.6 Monitoring of MCP shall not take place during periods of start up or shut down.

## 3.6 Bioaerosols

- 3.6.1 The operator shall take all appropriate measures, to prevent or where that is not practicable to minimise the release of bioaerosols. Emissions of bioaerosols from the operational activities shall not exceed the emission action levels specified in table S3.4
- 3.6.2 The operator shall where the emission action levels are exceeded:
- (a) notify the Environment Agency and investigate and take remedial action;
  - (b) submit to the Environment Agency for approval within the period specified, a bioaerosols management plan which identifies and minimises the risks of pollution from bioaerosols; and
  - (c) implement the bioaerosols management plan from the date of approval and revise the plan periodically, unless otherwise agreed in writing by the Environment Agency.

## 3.7 Pests

- 3.7.1 The activities shall not give rise to the presence of pests which are likely to cause pollution, hazard or annoyance outside the boundary of the site. The operator shall not be taken to have breached this condition if appropriate measures, including, but not limited to, those specified in any approved pests management plan, have been taken to prevent or where that is not practicable, to minimise the presence of pests on the site.

3.7.2 The operator shall:

- (a) only use approved products for pest control;
- (b) treat pest infestations promptly;
- (c) reject pest-infected incoming waste;
- (d) if notified by the Environment Agency, submit to the Environment Agency for approval within the period specified, a pests management plan which identifies and minimises risks of pollution from pests;
- (e) implement the pests management plan, from the date of approval, unless otherwise agreed in writing by the Environment Agency.

### **3.8 Fire prevention**

3.8.1 The operator shall take all appropriate measures to prevent fires on site and minimise the risk of pollution from them including, but not limited to, those specified in any approved fire prevention plan.

3.8.2 The operator shall:

- (a) if notified by the Environment Agency that the activities are giving rise to a risk of fire, submit to the Environment Agency for approval within the period specified, a fire prevention plan which prevents fires and minimises the risk of pollution from fires;
- (b) implement the fire prevention plan, from the date of approval, unless otherwise agreed in writing by the Environment Agency.

3.8.3 The operator shall undertake a DSEAR assessment and maintain an accident management plan.

## **4 Information**

### **4.1 Records**

4.1.1 All records required to be made by this permit shall:

- (a) be legible;
- (b) be made as soon as reasonably practicable;
- (c) if amended, be amended in such a way that the original and any subsequent amendments remain legible, or are capable of retrieval; and
- (d) be retained, unless otherwise agreed in writing by the Environment Agency, for at least 6 years from the date when the records were made, or in the case of the following records until permit surrender:
  - (i) off-site environmental effects; and
  - (ii) matters which affect the condition of the land and groundwater.

4.1.2 The operator shall keep on site all records, plans and the management system required to be maintained by this permit, unless otherwise agreed in writing by the Environment Agency.

4.1.3 The operator shall maintain a record of the type and quantity of fuel used and the total annual hours of operation of each MCP.

## 4.2 Reporting

- 4.2.1 The operator shall send all reports and notifications required by the permit to the Environment Agency using the contact details supplied in writing by the Environment Agency.
- 4.2.2 For the following activities referenced in schedule 1, table S1.1 (AR1 to AR10) A report or reports on the performance of the activities over the previous year shall be submitted to the Environment Agency by 31 January (or other date agreed in writing by the Environment Agency) each year. The report(s) shall include as a minimum:
- (a) a review of the results of the monitoring and assessment carried out in accordance with the permit including an interpretive review of that data;
  - (b) the annual production/treatment data set out in schedule 4 table S4.2; and
  - (c) the performance parameters set out in schedule 4 table S4.3 using the forms specified in table S4.4 of that schedule.
- 4.2.3 Within 28 days of the end of the reporting period the operator shall, unless otherwise agreed in writing by the Environment Agency, submit reports of the monitoring and assessment carried out in accordance with the conditions of this permit, as follows:
- (a) in respect of the parameters and emission points specified in schedule 4 table S4.1;
  - (b) for the reporting periods specified in schedule 4 table S4.1 and using the forms specified in schedule 4 table S4.4; and
  - (c) giving the information from such results and assessments as may be required by the forms specified in those tables.
- 4.2.4 The operator shall, unless notice under this condition has been served within the preceding four years, submit to the Environment Agency, within six months of receipt of a written notice, a report assessing whether there are other appropriate measures that could be taken to prevent, or where that is not practicable, to minimise pollution.
- 4.2.5 Within 1 month of the end of each quarter, the operator shall submit to the Environment Agency using the form made available for the purpose, the information specified on the form relating to the site and the waste accepted and removed from it during the previous quarter.
- 4.2.6 The operator shall keep records of non-waste materials leaving the site, including the type of material, the batch number, the date of export off-site and the tonnage exported on that date. These records shall be maintained for at least 2 years.
- 4.2.7 The operator shall submit an annual report detailing the efficiency of removal of non-digestible materials from feedstock prior to processing and the level of contamination in the final recovered digestate.

## 4.3 Notifications

- 4.3.1 In the event:
- (a) that the operation of the activities gives rise to an incident or accident which significantly affects or may significantly affect the environment, the operator must immediately—
    - (i) inform the Environment Agency,
    - (ii) take the measures necessary to limit the environmental consequences of such an incident or accident, and
    - (iii) take the measures necessary to prevent further possible incidents or accidents;
  - (b) of a breach of any permit condition the operator must immediately—
    - (i) inform the Environment Agency, and

- (ii) take the measures necessary to ensure that compliance is restored within the shortest possible time;
  - (c) of a breach of permit condition which poses an immediate danger to human health or threatens to cause an immediate significant adverse effect on the environment, the operator must immediately suspend the operation of the activities or the relevant part of it until compliance with the permit conditions has been restored.
- 4.3.2 Any information provided under condition 4.3.1 (a)(i), or 4.3.1 (b)(i) where the information relates to the breach of a limit specified in the permit, shall be confirmed by sending the information listed in schedule 5 to this permit within the time period specified in that schedule.
- 4.3.3 Following the detection of an issue listed in condition 4.3.1, the operator shall review and revise the management system and implement any changes as necessary to minimise the risk of re-occurrence of the issue.
- 4.3.4 Where the Environment Agency has requested in writing that it shall be notified when the operator is to undertake monitoring and/or spot sampling, the operator shall inform the Environment Agency when the relevant monitoring and/or spot sampling is to take place. The operator shall provide this information to the Environment Agency at least 14 days before the date the monitoring is to be undertaken.
- 4.3.5 The Environment Agency shall be notified within 14 days of the occurrence of the following matters, except where such disclosure is prohibited by Stock Exchange rules:
  - Where the operator is a registered company:
    - (a) any change in the operator's trading name, registered name or registered office address; and
    - (b) any steps taken with a view to the operator going into administration, entering into a company voluntary arrangement or being wound up.
  - Where the operator is a corporate body other than a registered company:
    - (a) any change in the operator's name or address; and
    - (b) any steps taken with a view to the dissolution of the operator.
  - In any other case:
    - (a) the death of any of the named operators (where the operator consists of more than one named individual);
    - (b) any change in the operator's name(s) or address(es); and
    - (c) any steps taken with a view to the operator, or any one of them, going into bankruptcy, entering into a composition or arrangement with creditors, or, in the case of them being in a partnership, dissolving the partnership.
- 4.3.6 Where the operator proposes to make a change in the nature or functioning, or an extension of the activities, which may have consequences for the environment and the change is not otherwise the subject of an application for approval under the Regulations or this permit:
  - (a) the Environment Agency shall be notified at least 14 days before making the change; and
  - (b) the notification shall contain a description of the proposed change in operation.
- 4.3.7 The Environment Agency shall be given at least 14 days' notice before implementation of any part of the site closure plan.
- 4.3.8 The operator shall notify the Environment Agency as soon as is practicable, in writing of any change of medium combustion plant.
- 4.3.9 Where the operator has entered into a climate change agreement with the Government, the Environment Agency shall be notified within one month of:
  - (a) a decision by the Secretary of State not to re-certify the agreement;

- (b) a decision by either the operator or the Secretary of State to terminate the agreement; and
- (c) any subsequent decision by the Secretary of State to re-certify such an agreement.

## **4.4 Interpretation**

4.4.1 In this permit the expressions listed in schedule 6 shall have the meaning given in that schedule.

4.4.2 In this permit references to reports and notifications mean written reports and notifications, except where reference is made to notification being made “immediately”, in which case it may be provided by telephone.

# Schedule 1 – Operations

<b>Table S1.1 activities</b>			
<b>Activity reference</b>	<b>Activity listed in Schedule 1 of the EP Regulations</b>	<b>Description of specified activity and WFD Annex I and II operations</b>	<b>Limits of specified activity and waste types</b>
AR1	S5.4 A(1) (b) (i) Recovery or a mix of recovery and disposal of non-hazardous waste with a capacity exceeding 75 tonnes per day (or 100 tonnes per day if the only waste treatment activity is anaerobic digestion) involving biological treatment	R3: Recycling/reclamation of organic substances which are not used as solvents	<p>From receipt of waste through to digestion and recovery of by-products (waste treated by anaerobic digestion).</p> <p>Anaerobic digestion of waste in two tanks (1x 4,5000 m<sup>3</sup> and 1x 3,5000) followed by burning of biogas produced from the process. Anaerobic digestion shall be limited to 576m<sup>3</sup>/day (combined tank capacity).</p> <p>Waste types suitable for acceptance are limited to those specified in Table S2.2.</p>
<b>Directly Associated Activity</b>			
AR2	Storage of waste pending recovery or disposal	R13: Storage of waste pending the operations numbered R1 and R3 (excluding temporary storage, pending collection, on the site where it is produced)	<p>Undertaken in relation to Activity AR1</p> <p>From the receipt of permitted waste to pre-treatment and despatch for anaerobic digestion on site.</p> <p>Storage of residual wastes from pre-treatment to despatch off-site for recovery.</p> <p>Storage of waste in enclosed equipment and tanks fitted with appropriate odour abatement and on an impermeable surface with a sealed drainage system.</p> <p>Waste types suitable for acceptance are limited to those specified in Table S2.2.</p>
AR3	Physical treatment for the purpose of recycling	R3: Recycling/reclamation of organic substances which are not used as solvents	<p>Undertaken in relation to Activity AR1</p> <p>From the receipt of waste to despatch for anaerobic digestion or despatch off site for recovery.</p> <p>Dilution of incoming wastes using final waste waters from the wastewater treatment works to aid pre-treatment and digestion only.</p> <p>Pre-treatment of waste in enclosed equipment and tanks fitted with appropriate odour abatement and on an impermeable surface with a sealed drainage system by means of thickening in two gravity belt and three drum</p>

Table S1.1 activities			
Activity reference	Activity listed in Schedule 1 of the EP Regulations	Description of specified activity and WFD Annex I and II operations	Limits of specified activity and waste types
			<p>belt thickeners for the purpose of recovery on an impermeable surface with a sealed drainage system. Other pre treatment stages including shredding, sorting, screening, compaction, baling, mixing and maceration.</p> <p>Post-treatment of digestate in enclosed equipment and tanks fitted with appropriate odour abatement and on an impermeable surface with a sealed drainage system, including separation, screening to remove contraries, centrifuge or pressing and addition of thickening agents (polymers) or drying for use as a fertiliser or soil conditioner (drying for the purpose of use as a fuel is not permitted).</p> <p>Gas cleaning by biological or physical (carbon filtration) or chemical scrubbing.</p> <p>Waste types suitable for acceptance are limited to those specified in Table S2.2.</p>
AR4	Steam and electrical power supply	R1: Use principally as a fuel to generate energy	<p>Undertaken in relation to Activity AR1.</p> <p>From the receipt of biogas produced at the on-site anaerobic digestion process to combustion with the release of combustion gases.</p> <p><b>Limits of activity for CHP engine (A01 in Table S3.1)</b></p> <p>Combustion of biogas in one combined heat and power (CHP) engine with a thermal input of 2.49 MWth.</p> <p>The CHP engine is permitted to operate up to 7,972 hours per annum (91% of the operating envelope).</p> <p><b>Limits of activity for Boilers 1, 2, 3 and 4 (A2, A3, A4 and A5 in Table S3.1)</b></p> <p>Combustion of biogas in four auxiliary boilers with an aggregated thermal input of ~2.07 MWth. The boilers may operate up to a maximum of 788 hours per annum (9% of the operating envelope).</p> <p>The CHP engine and boilers may not run concurrently.</p>



<b>Table S1.1 activities</b>			
<b>Activity reference</b>	<b>Activity listed in Schedule 1 of the EP Regulations</b>	<b>Description of specified activity and WFD Annex I and II operations</b>	<b>Limits of specified activity and waste types</b>
			<p><b>Emergency generators:</b></p> <p>Operation of a 0.52MWth and 1.5MWth emergency generator fuelled on gas oil. Operation of the emergency generator shall be limited to less than 50 hours per annum for testing purposes only.</p>
AR5	Emergency flare operation	D10: Incineration on land	<p>Undertaken in relation to Activity AR1.</p> <p>From the receipt of biogas produced at the on-site anaerobic digestion process to incineration with the release of combustion gases.</p> <p>There shall be no venting or flaring of gas for disposal.</p> <p>Use of one auxiliary flare required only during periods of breakdown or maintenance of the CHP engine, and/or auxiliary boilers.</p>
AR6	Raw material storage	Storage of raw materials including lubrication oil, antifreeze, propane, ferric chloride, activated carbon, diesel.	From the receipt of raw materials to despatch for use within the facility.
AR7	Gas storage	R13: Storage of waste pending any of the operations numbered R1 to R12 (excluding temporary storage, pending collection, on the site where it is produced)	<p>Undertaken in relation to Activity AR1.</p> <p>Storage of biogas produced from on-site anaerobic digestion of permitted waste in one stand-alone tank.</p> <p>From the receipt of biogas produced at the on-site anaerobic digestion process to despatch for use within the facility.</p> <p>Emissions of unburnt biogas shall be minimised.</p>
AR8	Digestate storage	R13: Storage of waste pending any of the operations numbered R1 to R12 (excluding temporary storage, pending collection, on the site where it is produced)	<p>Undertaken in relation to Activity AR1.</p> <p>From the receipt of processed digestate produced from the on-site anaerobic digestion process to despatch for use off-site.</p> <p>Storage of processed liquid digestate in one storage tank.</p>

<b>Table S1.1 activities</b>			
<b>Activity reference</b>	<b>Activity listed in Schedule 1 of the EP Regulations</b>	<b>Description of specified activity and WFD Annex I and II operations</b>	<b>Limits of specified activity and waste types</b>
			Storage of processed solid digestate in seven bays on an impermeable surface with sealed drainage system.
AR9	Surface water collection and storage	Collection and storage of uncontaminated roof and site surface water	From the collection of uncontaminated roof and site surface water from non-operational areas only to re-use within the facility or discharge off-site.  Collection of uncontaminated roof and site surface water and rerouted to Motney Hill WwTW.
AR10	Air abatement	Collection and treatment of air from the buildings or plant using biofilter abatement systems prior to release to atmosphere.	From the collection of air from site processes to treatment and release of treated air to atmosphere.  Collection and treatment of air from the buildings, tanks or plant using abatement system consisting of one biofilter.

<b>Table S1.2 Operating techniques</b>		
<b>Description</b>	<b>Parts</b>	<b>Date Received</b>
Application	Sections 6.3 to 6.5 of the application document in response to section 3a – technical standards of application form Part B3 Best available techniques as described in the BAT Reference Document for Waste Treatment (the BREF)	10/08/2021
Response to Schedule 5 Notice dated 14/04/2024	Southern Water Motney Hill IED Permit Application – Schedule 5 notice response. Points: 2, 5 and 18 relating to pressure relief systems designed to BS and SCADA process controls.  Accident management plan summary (AMP) summary: “979101_MSD_AMP_MOT_Sch5_1”	19/05/2022
Additional information received	Initial secondary containment proposals including; ABDA tool assessment and containment options appraisal “790101-MMD-IED-MOT-CA-C-001” (P02).	02/10/2024
	Waste acceptance procedures “790101_WasteAcceptance_MOT”, dated February 2025	20/02/2025
	Odour Management Plan (OMP) document reference: “Motney Hill WTW & STC Odour Management Plan 790101_ERA_OdourMP_MOT”, dated February 2025 V3	
	LDAR plan provided as “Motney Hill STC Leak Detection & Repair Plan” reference: 790101_MSD_LDAR_MOT, dated February 2025 v2	
	Initial return liquor sampling plan, Document reference: “790101_Sampling proposal_MOT”, dated February 2025.	

Table S1.2 Operating techniques		
Description	Parts	Date Received
	Updated Odour Control Unit details as specified in Section 4.1 of the OMP: "Motney Hill WTW & STC Odour Management Plan 790101_ERA_OdourMP_MOT", dated February 2025 V3	

Table S1.3 Improvement programme requirements		
Reference	Requirement	Date
<b>Improvement condition for secondary containment design</b>		
IC1	<p>The operator shall submit a written 'secondary containment implementation plan' and shall obtain the Environment Agency's written approval to it. The plan shall contain the finalised designs and an implementation schedule for the identified secondary containment systems proposed in the document 790101-MMD-IED-MOT-CA-C-001, dated 01/10/2024. The finalised designs and specifications shall be produced by appropriate competent individuals (qualified civil or structural engineer), in accordance with the risk assessment methodology detailed within CIRIA C736 (2014) guidance. The plan shall include but not be limited to the following components:</p> <ul style="list-style-type: none"> <li>• An updated BAT assessment with specific regard to BAT 19 of the Waste Treatment BREF to demonstrate how the finalised designs based on the proposed secondary containment in the document "790101-MMD-IED-MOT-CA-C-001", dated 18/05/22 meets BAT 19.</li> <li>• An assessment of the suitability for providing containment when subjected to the dynamic and static loads caused by catastrophic tank failure.</li> <li>• Finalised designs and specifications of the proposed secondary containment proposal completed by appropriate competent individuals.</li> <li>• A program of works with timescales for the commissioning of the secondary containment systems to comply with CIRIA C736 (2014) guidance, or equivalent.</li> <li>• An updated site and infrastructure plan.</li> <li>• A preventative maintenance and inspection regime.</li> </ul> <p>The plan shall be implemented in accordance with the Environment Agency's prior written approval.</p>	<p>31/3/2025</p> <p>Implementation of all required and approved containment improvements must be completed by 31/03/2025.</p>
<b>Improvement conditions for enclosure of tanks storing (or treating) digestate</b>		
IC2	<p>The operator shall submit a written 'post anaerobic digestion vessel cover' plan and obtain the Environment Agency's written approval to it. The plan shall contain the final designs and an implementation schedule for the installation of covers for vessels storing and/or treating digestate in tanks identified as post digestion storage tanks (PDST). The plan shall also contain a detailed description of the proposed gas utilisation/abatement plant, gas storage infrastructure for the biogas produced during anaerobic digestion, pressure relief valves and gas pipework. The plan shall include but not be limited to the following components:</p>	<p>31/3/2025</p> <p>Implementation of all required vessel cover improvements must be completed by 31/03/2025</p>

Table S1.3 Improvement programme requirements		
Reference	Requirement	Date
	<ul style="list-style-type: none"> <li>Evidence that the pollutants of the waste gas (including methane) produced in tanks post digestion storage tanks (PDST) will be controlled and/or abated either by the proposed gas utilisation plant or proposed abatement system.</li> <li>Evidence that the vessel covers, gas utilisation/ abatement plant and ancillary equipment have been designed by appropriately qualified engineers.</li> <li>Evidence that the vessel covers, and gas utilisation/abatement plant will be designed and installed in accordance with guidance, <u>Biological waste treatment: appropriate measures for permitted facilities</u>.</li> <li>An updated Hazard and Operability Study (HAZOP) and DSEAR risk assessment.</li> <li>An assessment of gas storage capacity and gas utilisation/abatement capacity including proposals for additional gas utilisation/ abatement plant.</li> <li>A program of works with timescales for the commissioning of the vessel cover(s), gas utilisation/ abatement infrastructure and ancillary equipment.</li> </ul> <p>The plan shall be implemented in accordance with the Environment Agency's prior written approval.</p> <p>(Note that approval of reports under this improvement condition does not preclude the need for permit variation applications to implement the improvements identified in the report. Any variation may include the insertion of necessary emission limit values).</p>	
Improvement conditions for primary containment tanks		
IC3	<p>The operator shall submit a written 'primary containment plan' and shall obtain the Environment Agency's written approval to it. The plan shall contain the results of an inspection and program of works undertaken by an appropriately qualified engineer and shall assess the extent, design specification and condition of primary containment systems (including associated pipework) where polluting liquids and solids are being stored, treated, and/or handled.</p> <p>The plan shall include, but not be limited to:</p> <ul style="list-style-type: none"> <li>An assessment of the physical condition of all primary containment systems (storage and treatment vessels and associated pipework) using a Written Scheme of Examination and their suitability for providing primary containment when subjected to dynamic and static loads.</li> <li>A program of works with timescales for the implementation of individual improvement measures necessary to demonstrate that the primary containment is fit for purpose or alternative appropriate measures to ensure all polluting materials will be contained on site.</li> </ul>	12 months of permit issue or such other date as agreed in writing with the Environment Agency.

<b>Table S1.3 Improvement programme requirements</b>		
<b>Reference</b>	<b>Requirement</b>	<b>Date</b>
	<ul style="list-style-type: none"> <li>• A preventative maintenance and inspection regime.</li> </ul> <p>The plan shall be implemented in accordance with the Environment Agency's written approval.</p>	
<b>Improvement conditions for operational storage buffer capacity</b>		
IC4	<p>The operator shall submit a written "waste water and digestate buffer storage plan" and shall obtain the Environment Agency's written approval to it. The plan shall contain the results of a review of the current storage of waste water and digestate produced from site operations. The review shall propose and describe site contingency arrangements to provide appropriate storage capacity or other appropriate measures to prevent or minimise emissions of waste water or digestate being discharged off site during any occasions when the receiving wastewater treatment works is in storm overflow operating conditions.</p> <p>The storage plan shall include but not be limited to:</p> <ul style="list-style-type: none"> <li>• Proposals for additional storage capacity with secondary containment within the site boundary for wastewater and/or other digestate during any occasions when the receiving wastewater treatment works is in storm overflow operating conditions.</li> <li>• Procedures to cease discharges during these conditions.</li> <li>• Calculation of a reasonable contingency capacity of waste water and/or other digestate during any occasions when the receiving wastewater treatment works is in storm overflow operating conditions.</li> <li>• A description and design specification of the buffer storage infrastructure and secondary containment measures. The design shall be completed by an appropriately qualified engineer and secondary containment shall be designed in line with CIRIA C736.</li> <li>• A program of works with timescales for the implementation and construction of the buffer storage.</li> <li>• A preventative maintenance and inspection regime.</li> </ul> <p>The plan shall be implemented in accordance with the Environment Agency's prior written approval.</p>	<p>31/3/2025</p> <p>Implementation of all required containment improvements must be completed by 31/03/2025</p>
<b>Improvement conditions for establishing an inventory of liquid waste water discharged from anaerobic digestion and associated activities (AR1 – AR10)</b>		
IC5a	<p>The operator shall submit a sampling programme in relation to waste water streams and shall obtain the Environment Agency's written approval to it. The sampling programme shall be designed to fully characterise the waste waters discharged to Motney Hill wastewater treatment works (WwTW) from emission points S1 to S8 in (table S3.2 of this permit).</p>	<p>Within 2 months of issue of this permit or such other date as agreed in writing with the</p>

Table S1.3 Improvement programme requirements		
Reference	Requirement	Date
	<p>The programme shall include but not be limited to a methodology for a minimum of one 24-hour flow proportional sample a month, for each emission point, for a period of 12 months. The programme shall detail the sampling methods/standards used. Sampling methods shall be in accordance with BAT conclusion 20 of the Waste Treatment BREF. The programme shall include the National Grid Reference (NGR) of the sampling point(s) location(s).</p> <p>The programme shall establish the characteristics of the liquid waste water streams and shall include as a minimum for each emission point:</p> <ul style="list-style-type: none"> <li>• Average values and variability of flow, pH, temperature and conductivity.</li> <li>• Average concentration and load values of all relevant substances and their variability.</li> <li>• Data on bioeliminability.</li> </ul> <p>The programme shall sample for all relevant substances and must include:</p> <ul style="list-style-type: none"> <li>• Hydrocarbon oil index (HOI) (mg/l)</li> <li>• Free cyanide (CN<sup>-</sup>) (mg/l)</li> <li>• Adsorbable organically bound halogens (AOX) (mg/l)</li> <li>• Metals and metalloids; arsenic (expressed as As), cadmium (expressed as Cd), chromium (expressed as Cr), hexavalent chromium (expressed as Cr(VI)), copper (expressed as Cu), lead (expressed as Pb), nickel (expressed as Ni), mercury (expressed as Hg), zinc (expressed as Zn) (µg/l)</li> </ul> <p>The operator shall submit the collected monitoring data in writing to the Environment Agency according to agreed reporting periods.</p> <p>The sampling programme shall be produced in accordance with Environment Agency guidance:</p> <ul style="list-style-type: none"> <li>• Specific substances and priority hazardous substances – <i>Surface water pollution risk for your environmental permit</i> <a href="http://www.gov.uk/government/uploads/system/uploads/attachment_data/file/282222/surface-water-pollution-risk-for-your-environmental-permit.pdf">Surface water pollution risk assessment for your environmental permit - GOV.UK (www.gov.uk)</a>.</li> <li>• <i>Monitoring discharges to water: guidance on selecting a monitoring approach</i> <a href="http://www.gov.uk/government/uploads/system/uploads/attachment_data/file/282222/monitoring-discharges-to-water-guidance-on-selecting-a-monitoring-approach.pdf">Monitoring discharges to water: guidance on selecting a monitoring approach - GOV.UK (www.gov.uk)</a></li> </ul> <p>The monitoring programme shall be carried out and the monitoring data submitted in accordance with the Environment Agency's written approval.</p>	Environment Agency

Table S1.3 Improvement programme requirements		
Reference	Requirement	Date
<b>Improvement conditions for indirect discharges to water discharged from anaerobic digestion and associated activities (AR1 – AR10)</b>		
IC5b	<p>The operator shall submit a report for approval by the Environment Agency, following completion of the sampling programme approved under IC5a. The report shall include but not be limited to; a summary of the sample results, a completed H1 risk assessment(s) and modelling outputs where appropriate.</p> <p>The operator shall provide conclusions on whether the waste waters discharged from S1 to S8 will have any adverse impact on the receiving waters once discharged from Motney Hill WwTW. An assessment shall be made against the parameters specified in the relevant environmental standards as specified within Environment Agency guidance as follows:</p> <ul style="list-style-type: none"> <li>• Specific substances and priority hazardous substances – <i>Surface water pollution risk for your environmental permit</i> <a href="http://www.gov.uk/government/uploads/system/uploads/attachment_data/file/270222/Surface_water_pollution_risk_assessment_for_your_environmental_permit_-_GOV.UK.pdf">Surface water pollution risk assessment for your environmental permit - GOV.UK (www.gov.uk)</a>.</li> <li>• Sanitary substances – <i>H1 annex D2: assessment of sanitary and other pollutants in surface water discharges 1076_14 H1 Annex D2 - Assessment of sanitary and other pollutants within Surface Water Discharges</i> (<a href="http://publishing.service.gov.uk/government/uploads/system/uploads/attachment_data/file/270222/H1_annex_D2_-_assessment_of_sanitary_and_other_pollutants_in_surface_water_discharges_1076_14_H1_Annex_D2_-_Assessment_of_sanitary_and_other_pollutants_within_Surface_Water_Discharges.pdf">publishing.service.gov.uk</a>)</li> </ul> <p>The report shall include any proposals and/or additional measures required to prevent or minimise any significant emissions from the installation along with timescales for implementation.</p>	<p>Within 15 months of the Environment Agency's written approval of the sampling programme submitted under IC5a or such other date as agreed in writing with the Environment Agency</p>
IC5c	<p>The operator shall implement any improvements identified within the report approved under IC5b in accordance with the Environment Agency's written approval and provide written confirmation to the Environment Agency that the improvements have been completed.</p> <p>(Note, approval of reports under this improvement condition does not preclude the need for permit variation application(s) to operate the improvements identified in the report and/or include any necessary emission limit values).</p>	<p>Within 6 months of the report in relation to IC5b being approved by the Environment Agency or such other date as agreed in writing with the Environment Agency</p>

<b>Table S1.3 Improvement programme requirements</b>		
<b>Reference</b>	<b>Requirement</b>	<b>Date</b>
<b>Improvement condition to address methane slip emissions from gas engines burning biogas</b>		
IC6	<p>The operator shall submit a written plan for approval by the Environment Agency which establishes the methane emissions in the exhaust gas from engines burning biogas and or biomethane and compare these to the manufacturer's specification and benchmark levels.</p> <p>The plan shall develop proposals to assess the potential for methane slip and take corrective actions where emissions of methane above the manufacturer's specification are identified.</p> <p>The operator shall establish methane emissions in the exhaust gas and methane slip using the following standards:</p> <ul style="list-style-type: none"> <li>• EN ISO 25139</li> <li>• EN ISO 25140</li> </ul>	<p>Within 6 months of permit issue or as such other agreed in writing with the Environment Agency</p>
<b>Improvement condition for review of effectiveness of abatement plant</b>		
IC7	<p>The operator shall carry out a review of the abatement plant biofilter (bio-scrubber, emission point A9 in Table S3.1) on site, to determine whether the measures have been effective and adequate to prevent, or where this is not possible to minimise, emissions released to air (including but not limited to odour and ammonia, hydrogen chloride (HCl), and TVOC).</p> <p>The operator shall submit a written report to the Environment Agency following this review for assessment and approval.</p> <p>The report shall include but not be limited to the following aspects:</p> <ul style="list-style-type: none"> <li>• Full investigation and characterisation of the waste gas streams.</li> <li>• Evidence that the emission of pollutants in the waste gas stream is being prevented or where this is not possible minimised by the abatement plant.</li> <li>• Abatement stack monitoring results (including but not limited to odour and ammonia, hydrogen chloride (HCl), and TVOC.</li> <li>• Abatement process monitoring results (including but not limited to odour and ammonia, hydrogen chloride (HCl), and TVOC.</li> <li>• Details of air quality quantitative impact assessment including modelling and a proposal for site-specific "action levels" (including but not limited to odour concentration, hydrogen sulphide and ammonia, hydrogen chloride (HCl), and TVOC</li> <li>• Odour monitoring results at the site boundary.</li> <li>• Records of odour complaints and odour related incidents.</li> <li>• Recommendations for improvement including the replacement or upgrading of the abatement plant.</li> <li>• Timescales for implementation of improvements to the abatement plant.</li> </ul>	<p>Within 6 months of permit issue or such other date as agreed in writing with the Environment Agency</p>



<b>Table S1.3 Improvement programme requirements</b>		
<b>Reference</b>	<b>Requirement</b>	<b>Date</b>
	<p>The operator shall implement any improvements in line with the timescales as approved by the Environment Agency.</p> <p>(Note that approval of reports under this improvement condition does not preclude the need for permit variation applications to implement the improvements identified in the report. Any variation may include the insertion of necessary emission limit values).</p>	
<b>Improvement condition for monitoring digestate stability</b>		
IC8	<p>The operator shall submit a written report, with supporting evidence, on the stability of whole digestate, (i.e. prior to dewatering), and obtain the Environment Agency's written approval to it.</p> <p>The report shall assess whether biogas emissions from post digestion storage or treatment of digestate is likely to have been minimised. The report shall include but not be limited to:</p> <p>An assessment of residual biogas potential in accordance with the OFW004-005 [N6] methodology specified by <i>BSI PAS 110: Producing Quality Anaerobic Digestate</i> or an equivalent methodology for assessing residual biogas potential of the digestate.</p>	<p>Within 6 months of permit issue or such other date as agreed in writing with the Environment Agency</p>

## Schedule 2 – Waste types, raw materials and fuels

Table S2.1 Raw materials and fuels	
Raw materials and fuel description	Specification
--	--

Table S2.2 Permitted waste types and quantities for anaerobic digestion (AR1 – AR10)	
Maximum quantity	Annual throughput shall not exceed 462,676 tonnes
<b>Exclusions</b>	<p>Wastes having any of the following characteristics shall not be accepted:</p> <ul style="list-style-type: none"> <li>• Biodegradable wastes that is significantly contaminated with non-compostable or digestible contaminants, in particular plastic and litter shall be no more than 5% w/w and shall be as low as reasonably practicable by 31 December 2025.</li> <li>• Wastes containing wood-preserving agents or other biocides and post-consumer wood.</li> <li>• Wastes containing persistent organic pollutants.</li> <li>• Wastes containing Japanese Knotweed or other invasive plant species listed in the Invasive Species (Amendment etc.) (EU Exit) Regulations 2019.</li> <li>• Manures, slurries and spoiled bedding and straw from farms where animals have notifiable diseases as stipulated in the Animal By-Products (Enforcement) (England) Regulations 2013.</li> <li>• Pest infested waste.</li> </ul>
Waste code	Description
<b>19</b>	<b>Wastes from waste management facilities, off-site waste water treatment plants and the preparation of water intended for human consumption and water for industrial use</b>
<b>19 02</b>	<b>wastes from physico/chemical treatments of waste (including dechromatation, decyanidation, neutralisation)</b>
19 02 06	sludges from physico/chemical treatment other than those mentioned in 19 02 05 (sewage sludge only)
<b>19 06</b>	<b>wastes from anaerobic treatment of waste</b>
19 06 06	digestate from anaerobic treatment of animal and vegetable waste (digested sewage sludge only)
<b>19 08</b>	<b>wastes from waste water treatment plants not otherwise specified</b>
19 08 05	sludges from the treatment of urban waste water

## Schedule 3 – Emissions and monitoring

Table S3.1 Point source emissions to air – emission limits and monitoring requirements								
Emission point ref. & location	Source	Parameter	Limit (including unit)	Reference period	Monitoring frequency	Monitoring standard or method		
<b>Existing medium combustion plant which are engines fuelled on biogas (1 MW to 5 MW)</b>								
A1 (A05 on site plan in Schedule 7)	CHP engine 1 2.49MWth (Caterpillar 3512) stack [note 1]	Oxides of Nitrogen (NO and NO <sub>2</sub> expressed as NO <sub>2</sub> )	500 mg/m <sup>3</sup> [note 2]	Average over sample period	Annual	BS EN 14792		
			500 mg/m <sup>3</sup> [note 3]					
		Sulphur dioxide	350 mg/m <sup>3</sup> [note 2]				BS EN 14791 or CEN TS 17021 or by calculation based on fuel sulphur	
		Sulphur dioxide	162 mg/m <sup>3</sup> [note 3]					
		Carbon monoxide	1400 mg/m <sup>3</sup>					BS EN 15058
		Total VOCs	No limit set					--
<b>Standby generator plant &amp; boilers requiring modelled emission controls</b>								
A2, A3, A4 and A5 (A02 and A04 on site plan in Schedule 7)	Boiler 1, 2, 3 and 4 stacks [burning biogas] [note 1]	Oxides of Nitrogen (NO and NO <sub>2</sub> expressed as NO <sub>2</sub> )	250 mg/m <sup>3</sup>	Average over sample period	Annual	BS EN 14792		
		Sulphur dioxide	200 mg/m <sup>3</sup>			BS EN 14791 or CEN TS 17021 or by calculation based on fuel sulphur		
A6, A7 (A09 on site plan in schedule 7)	Standby generator 1 – (0.52 MWth) fuelled on gas oil	--	--	--	--	--		
	Standby generator 2 – (1.5 MWth) fuelled on gas oil	--	--	--	--	--		
A8 (A06 on site plan in schedule 7)	Emergency flare stack	Oxides of Nitrogen (NO and NO <sub>2</sub> expressed as NO <sub>2</sub> )	150 mg/m <sup>3</sup>	Average over sample period	[note 6]	BS EN 14792		

Table S3.1 Point source emissions to air – emission limits and monitoring requirements						
Emission point ref. & location	Source	Parameter	Limit (including unit)	Reference period	Monitoring frequency	Monitoring standard or method
		Carbon monoxide	50 mg/m <sup>3</sup>			BS EN 15058
		Total VOCs	10 mg/m <sup>3</sup>			BS EN 12619:2013
A9 (A08 on site plan in schedule 7)	Channelled emissions from odour abatement stack or vent(s) [note 7]	Hydrogen sulphide	No limit set	Average over sample period	Once every 6 months	CEN TS 13649 for sampling  NIOSH 6013 for analysis
		Ammonia	20 mg/m <sup>3</sup>	Average over sample period	Once every 6 months	EN ISO 21877
		Odour concentration	No limit set	--	Once every 6 months	BS EN 13725
	Channelled emissions to air from treatment of water-based liquid waste	Hydrogen chloride (HCl)	5 mg/m <sup>3</sup> [note 4]	Average over sample period	Once every 6 months	EN 1911
		TVOC	20 mg/m <sup>3</sup> [note 4]	Average over sample period	Once every 6 months	EN 12619
Pressure relief valves (Points A01, A03 on site plan in schedule 7)	Digester 1 and 2 PRVs	Biogas release and operational events	No limit set	Recorded duration and frequency	Daily inspection	--
Gas pressure relief valves (x2) (Point A07 on site plan in schedule 7)						
Vents from tank	Oil/Fuel Storage tanks	No parameter set	No limit set	--	--	--

Note 1 – These emission limits are based on normal operating conditions and load - temperature 0°C (273 K); pressure 101.3 kPa and oxygen 5% (for gas engines burning biogas) and oxygen 3% (for emergency flares and medium combustion plants other than engines and gas turbines burning biogas such as boilers).

Note 2 – This emission limit applies until 31 December 2029, unless the gas engine is replaced.

Note 3 – This emission limit applies from 1 January 2030, unless otherwise advised by the Environment Agency.

Note 4 – Monitoring and limits only apply where the substance concerned is identified as relevant in the waste gas inventory IC7.

Note 5 – The monitoring of NH<sub>3</sub> and H<sub>2</sub>S can be used as an alternative to the monitoring of the odour concentration subject to the outcome of IC7.

Note 6 – Monitoring to be undertaken in the event the emergency flare has been operational for more than 10 per cent of a year (876 hours). Record of operating hours to be submitted annually to the Environment Agency.

**Table S3.2 Point source emissions to sewer, effluent treatment plant or other transfers off-site – emission limits and monitoring requirements**

Emission point ref. & location	Source	Parameter [Note 1]	Limit (incl. unit) [Note 1]	Reference Period	Monitoring frequency [Note 2]	Monitoring standard or method	
S1 – S8 (on site plan 2 in schedule 7) emission to tidal River Medway via Motney Hill WwTW	Gas condensate, combined liquors, centrifuge liquors, drum thickener liquors, water from bunded areas	Oil and grease	No visible oil or grease	--	Weekly	Visual assessment	
		Benzene, toluene, ethylbenzene, xylene (BTEX)	--	Spot sample or flow-proportional composite sample	Once every month	EN ISO 15680	
		Hydrocarbon oil index (HOI)	10 mg/l			Once every day	EN ISO 9377-2
		Free cyanide (CN <sup>-</sup> )	0.1 mg/l				EN ISO 14403-1 or EN ISO 14403-2
		Adsorbable organically bound halogens (AOX)	1 mg/l				EN ISO 9562
		Arsenic (As)	0.1 mg/l			Spot sample or flow-proportional composite sample	Once every day
		Cadmium (Cd)	0.1 mg/l				
		Chromium (Cr)	0.3 mg/l				
		Copper (Cu)	0.5 mg/l				
		Lead (Pb)	0.3 mg/l				
		Nickel (Ni)	1 mg/l				
		Zinc (Zn)	2 mg/l				
		Mercury (Hg)	10 µg/l	Spot sample or flow-proportional composite sample	Once every day	EN ISO 17852 or EN ISO 12846	
		Manganese (Mn)	--				EN ISO 11885, EN ISO 17294-2 or EN ISO 15586
		Hexavalent chromium (Cr(VI))	0.1 mg/l				EN ISO 10304-3 or EN ISO 23913

<b>Table S3.2 Point source emissions to sewer, effluent treatment plant or other transfers off-site – emission limits and monitoring requirements</b>						
<b>Emission point ref. &amp; location</b>	<b>Source</b>	<b>Parameter [Note 1]</b>	<b>Limit (incl. unit) [Note 1]</b>	<b>Reference Period</b>	<b>Monitoring frequency [Note 2]</b>	<b>Monitoring standard or method</b>
		PFOA and PFOS	--		Once every six months	--
<p>Note 1 – Monitoring and limits only apply where the substance concerned is identified as relevant in the waste water inventory as determined by improvement condition IC5a and IC5b.</p> <p>Note 2 – Monitoring frequency as specified unless the Environment Agency has agreed in writing other alternative appropriate monitoring frequencies.</p>						

<b>Table S3.3 Process monitoring requirements</b>				
<b>Emission point reference or source or description of point of measurement</b>	<b>Parameter</b>	<b>Monitoring frequency</b>	<b>Monitoring standard or method</b>	<b>Other specifications</b>
Digester feed (digestion process)	pH	As described in site operating techniques	As described in site operating techniques	Process monitoring to be recorded using a SCADA system where relevant.
	Alkalinity			
	Temperature			
	Hydraulic loading rate			
	Organic loading rate			
	Volatile fatty acids concentration			
	Ammonia			
	Liquid /foam level			
Biogas in digester [& biogas storage holders]	Flow	Continuous	In accordance with EU weights and measures Regulations	Process monitoring to be recorded using a SCADA system where relevant.  Gas monitors to be calibrated every 6 months or in accordance with the manufacturer's recommendations.
	Methane	Continuous	None specified	
	CO <sub>2</sub>	Continuous	None specified	
	O <sub>2</sub>	Continuous	None specified	
	Hydrogen sulphide	Daily	None specified	
	Pressure	Continuous	None specified	
Digestate batch	Volatile fatty acids concentration	One sample at the end of each batch (hydraulic retention time) cycle.	As described in site operating techniques	--
	Ammonia			

<b>Table S3.3 Process monitoring requirements</b>				
<b>Emission point reference or source or description of point of measurement</b>	<b>Parameter</b>	<b>Monitoring frequency</b>	<b>Monitoring standard or method</b>	<b>Other specifications</b>
Digester(s) and storage tank(s)	Integrity checks	Weekly	Visual assessment	In accordance with design specification and tank integrity checks.
Digester(s)	Agitation /mixing	Continuous	Systems controls	Records maintained in daily operational records.
	Tank capacity and sediment assessment	Once every 5 years from date of commission	Non-destructive pressure testing integrity assessment every 5 years or as specified by manufacturers technical specification.	In accordance with design specification and tank integrity checks.
Waste reception building or area; Digester(s) and storage tank(s)	Odour	Daily	Olfactory monitoring	Odour detection at the site boundary.
Diffuse emissions from all sources identified in the Leak Detection and Repair (LDAR) programme	VOCs including methane	Every 6 months or otherwise agreed in accordance with the LDAR programme	'Sniffing' and/or Optical Gas Imaging techniques in accordance with BS EN 15446 & BS EN 17628	Monitoring points as specified in a DSEAR risk assessment and LDAR programme.  Limit as agreed with the Environment Agency as a percentage of the overall gas production.
CHP engine stack(s)	VOCs including methane	Annually	BS EN 12619	Total annual VOCs emissions from the CHP engine(s) to be calculated and submitted to the Environment Agency.
	Exhaust gas temperature		Traceable to National Standards	--
	Exhaust gas pressure		Traceable to National Standards	--

<b>Table S3.3 Process monitoring requirements</b>				
<b>Emission point reference or source or description of point of measurement</b>	<b>Parameter</b>	<b>Monitoring frequency</b>	<b>Monitoring standard or method</b>	<b>Other specifications</b>
	Exhaust gas water vapour content		BS EN 14790-1	Unless gas is dried before analysis of emissions.
	Exhaust gas oxygen		BS EN 14789	--
	Exhaust gas flow		BS EN 16911-1	--
Meteorological conditions	Wind speed, air temperature, wind direction	Continuous	Method as specified in management system	<p>Conditions to be recorded in operational diary and records.</p> <p>Equipment shall be calibrated on a 4 monthly basis, in accordance with manufacturer's recommendations or as agreed in writing by the Environment Agency.</p>
Emergency flare	Operating hours	Continuous	Recorded duration and frequency. Recording using a SCADA system or similar system	Date, time and duration of use of auxiliary flare shall be recorded.
	Quantity of gas sent to emergency flare			Quantity can be estimated from gas flow composition, heat content, ratio of assistance, velocity, purge gas flow rate, pollutant emissions.
Pressure relief valves and vacuum systems	Gas pressure	Continuous	Recording using a SCADA system	Continuous gas pressure shall be monitored.
	Re-seating	Weekly inspection	Visual	Operator must ensure that valves are re-seated after release in accordance with the manufacturer's design.
	Inspection, maintenance, calibration, repair and validation	Following foaming or overtopping or at 3 yearly intervals whichever is sooner	Written scheme of examination in accordance with condition 1.1.1	After a foaming event or sticking, build-up of debris, obstructions or damage, operator must ensure that



<b>Table S3.3 Process monitoring requirements</b>				
<b>Emission point reference or source or description of point of measurement</b>	<b>Parameter</b>	<b>Monitoring frequency</b>	<b>Monitoring standard or method</b>	<b>Other specifications</b>
				pressure relief valve function remains within designed gas pressure in accordance with the manufacturer's design by suitably trained and qualified personnel.
	Inspection, calibration and validation report	In accordance with design and construction specifications or after over topping or foaming event	Written scheme of examination in accordance with condition 1.1.1	<p>Operator must ensure that valves are re-seated after release, after a foaming event or sticking, build-up of debris, obstructions or damage.</p> <p>Operator must ensure that PRV function remains within designed operation gas pressure in accordance with the manufacturer's design by suitably trained/qualified personnel.</p> <p>Inspection, calibration and validation report. In accordance with industry Approved Code of Practice</p>
Storage lagoons and storage tanks	Volume	Daily	Visual or flow meter measurement	<p>750 mm freeboard must be maintained for storage lagoons.</p> <p>Records of volume must be maintained.</p>

<b>Table S3.3 Process monitoring requirements – odour abatement (following completion of IC7)</b>				
<b>Emission point reference or source or description of point of measurement</b>	<b>Parameter</b>	<b>Monitoring frequency</b>	<b>Monitoring standard or method</b>	<b>Other specifications</b>
<b>Odour abatement plant</b>				
<b>Closed biofilters</b>				
<b>Biofilter 1 (using seashell media) only</b>	Gas temperature – inlet and outlet	Daily	Temperature probe / Traceable to national standards	<p>Odour abatement plant shall be regularly checked and maintained to ensure appropriate temperature and moisture content.</p> <p>Odour abatement plant shall be managed in accordance with permit condition 3.3, the odour management plan and manufacturer's recommendations.</p> <p>Equipment shall be calibrated on a 4 monthly basis, or as agreed in writing by the Environment Agency.</p>
	Biofilter media moisture	Daily	Moisture meter, Grab test, oven drying or recognised industry method	
	Thatching /compaction	Weekly	Back pressure	
	Gas flow rate – inlet and outlet	Continuous	Gas flow meter	
	pH (biofilter drainage effluent)	Daily	pH metre or litmus paper	
	Efficiency assessment	Annual	Media health, air-flow distribution and emission removal efficiency (BS EN 13725 for odour removal)	
	Hydrogen sulphide – inlet and outlet gas stream	Every 6 months or as agreed in writing by the Environment Agency.	<p>CEN TS 13649 for sampling</p> <p>NIOSH 6013 for analysis</p>	<p>Action levels to be agreed on completion of IC7 as approved in writing by the Environment Agency.</p> <p>Action levels to be achieved in accordance with permit condition 3.2 and the odour management plan.</p>
	Ammonia – inlet	Every 6 months or as agreed in writing by the Environment Agency.	EN ISO 21877	Action levels to be agreed on completion of IC7 as approved in writing by the

<b>Table S3.3 Process monitoring requirements – odour abatement (following completion of IC7)</b>				
<b>Emission point reference or source or description of point of measurement</b>	<b>Parameter</b>	<b>Monitoring frequency</b>	<b>Monitoring standard or method</b>	<b>Other specifications</b>
				Environment Agency.  Action levels to be achieved in accordance with permit condition 3.2 and the odour management plan.
	Odour concentration – inlet and outlet gas stream	Every 6 months or as agreed in writing by the Environment Agency.	BS EN 13725	Action levels to be agreed on completion of IC7 as approved in writing by the Environment Agency.  Action levels to be achieved in accordance with permit condition 3.2 and the odour management plan.

<b>Location or description of point of measurement</b>	<b>Parameter</b>	<b>Bioaerosols action levels (CFU m<sup>-3</sup>)</b>	<b>Monitoring frequency</b>	<b>Monitoring standard or method</b>	<b>Other specifications</b>
Upwind of the operational area, as described in the Technical Guidance Note M9	Total bacteria	1000 <sup>Note 1</sup>	Quarterly for the first year of operation and twice a year thereafter, unless another frequency is agreed in writing by the Environment Agency <sup>Note 2</sup>	In accordance with Technical Guidance Note M9 – Environmental monitoring of bioaerosols at regulated facilities.	As described in the Technical Guidance Note M9, including all the additional data requirements specified therein.
Downwind of the operational area, as described in the Technical Guidance Note M9	Aspergillus Fumigatus	500 <sup>Note 1</sup>			
<p>Note 1 – The bioaerosols action levels are only applicable at downwind sampling locations equivalent to the distance of the nearest sensitive receptor. Where these action levels are elevated, the operator must take action to mitigate the impact on sensitive receptors. Assessment of compliance will be based on risk and in line with guidance.</p> <p>Note 2. Where the bioaerosols action levels are exceeded, then monitoring remain quarterly until such time that it is demonstrated that the site has adequate mitigation for a 12 month period.</p>					

<b>Effluent(s) and discharge point(s)</b>	<b>Monitoring type</b>	<b>Monitoring point NGR</b>	<b>Monitoring point reference</b>
S1 on site plan in schedule 7 emission to the Tidal River Medway via Motney Hill WwTW gas condensate	Effluent monitoring	TQ 82826 68491	Point M1 [Discharge to Motney Hill WwTW] in schedule 7
S2 on site plan in schedule 7 emission to the Tidal River Medway via Motney Hill WwTW combined liquors		TQ 82884 68572	Point M2 [Discharge to Motney Hill WwTW] in schedule 7
S3 on site plan in schedule 7 emission to the Tidal River Medway via Motney Hill WwTW centrifuge liquors		TQ 82924 68574	Point M3 [Discharge to Motney Hill WwTW] in schedule 7
S4 on site plan in schedule 7 emission to the Tidal River Medway via Motney Hill WwTW drum thickener liquors		TQ 82927 68560	Point M4 [Discharge to Motney Hill WwTW] in schedule 7

<b>Table S3.5 Emissions to sewer, effluent treatment plant or other transfers off-site – Monitoring points</b>			
<b>Effluent(s) and discharge point(s)</b>	<b>Monitoring type</b>	<b>Monitoring point NGR</b>	<b>Monitoring point reference</b>
S5 on site plan in schedule 7 emission to the Tidal River Medway via Motney Hill WwTW GBT liquors		TQ 82932 68543	Point M5 [Discharge to Motney Hill WwTW] in schedule 7
S6 on site plan in schedule 7 emission to the Tidal River Medway via Motney Hill WwTW sludge reception		TQ 82945 68570	Point M6 [Discharge to Motney Hill WwTW] in schedule 7
S7 on site plan in schedule 7 emission to the Tidal River Medway via Motney Hill WwTW Emergency Sludge Reception		TQ 83043 68569	Point M7 [Discharge to Motney Hill WwTW] in schedule 7
S8 on site plan in schedule 7 emission to the Tidal River Medway via Motney Hill WwTW water from bunds		TQ 82951 68596	Point M8 [Discharge to Motney Hill WwTW] in schedule 7

## Schedule 4 – Reporting

Parameters, for which reports shall be made, in accordance with conditions of this permit, are listed below.

<b>Table S4.1 Reporting of monitoring data</b>			
<b>Parameter</b>	<b>Emission or monitoring point/reference</b>	<b>Reporting period</b>	<b>Period begins</b>
Emissions to air from CHP engines and boilers Parameters as required by condition 3.5.1.	A1 (CHP) and A2, A3, A4 and A5 (Boilers)	Every 12 months	1 January
Emissions to air from odour abatement plant Parameters as required by condition 3.5.1.	A8	Every 6 months	1 January, 1 July
Emissions to air from abatement systems for waste gas treatment plant Reporting only applies where the substance concerned is identified as relevant in the waste gas inventory IC7 Parameters as required by condition 3.5.1.		Every 6 months	1 January, 1 July
Emissions to water and land Parameters as required by condition 3.5.1	--	Every 12 months	1 January
Emissions to sewer Parameters as required by condition 3.5.1	S1, S2, S3, S4, S5, S6, S7 and S8	Upon completion of IC5a and IC5b	Upon completion of IC5a and IC5b
Process monitoring – digester tank integrity Parameters as required by condition 3.5.1	As specified in schedule 3 table S3.3	Every 5 years from the date of commissioning or as per the manufacturer's recommendation, whichever is sooner	1 January
Process monitoring – under and over pressure relief systems Parameters as required by condition 3.5.1	As specified in schedule 3 table S3.3	Every 12 months Yearly summary report of over-pressure and under-pressure events detailing mass balance release	1 January
Process monitoring – pressure relief systems - leak detection and repair (inspection, calibration and maintenance) Parameters as required by condition 3.5.1	As specified in schedule 3 table S3.3	Every 3 years	1 January

<b>Table S4.1 Reporting of monitoring data</b>			
<b>Parameter</b>	<b>Emission or monitoring point/reference</b>	<b>Reporting period</b>	<b>Period begins</b>
Process monitoring – leak detection and repair surveys Parameters as required by condition 3.5.1	As specified in schedule 3 table S3.3	Every 12 months LDAR report to be submitted annually	1 January
Process monitoring – use of emergency flare Parameters as required by condition 3.5.1	As specified in schedule 3 table S3.3	Every 12 months	1 January
Non-compostable contamination removal efficiency Parameters as required by conditions 2.3.4 and 2.3.7	--	Every 12 months Yearly report of detailing contamination removal efficiency and progress with plastic reduction contamination	1 January
Total annual VOCs emissions from gas engines (calculated)	As specified in schedule 3 table S3.3	Every 12 months	1 January
Bioaerosols monitoring Parameters as required by condition 3.5.1	As specified in schedule 3 table S3.4	Every 3 months or as agreed in writing by the Environment Agency	1 January, 1 April, 1 July, 1 October

<b>Table S4.2 Annual production/treatment</b>	
<b>Parameter</b>	<b>Units</b>
Electricity generated	MWh
Whole digestate	tonnes
Liquid digestate	m <sup>3</sup>
Solid digestate	tonnes
Recovered outputs	tonnes or m <sup>3</sup>

<b>Table S4.3 Performance parameters</b>		
<b>Parameter</b>	<b>Frequency of assessment</b>	<b>Units</b>
Water usage	Annually	tonnes or m <sup>3</sup>
Energy usage	Annually	MWh
Raw material usage	Annually	tonnes or m <sup>3</sup>
Emergency flare operation	Annually	hours
CHP engine usage	Annually	hours
CHP engine efficiency	Annually	%
Auxiliary boiler usage	Annually	hours

<b>Table S4.4 Reporting forms</b>		
<b>Media/parameter</b>	<b>Reporting format</b>	<b>Date of form</b>
Air	Form air 1 or other form as agreed in writing by the Environment Agency	18/03/2025
Bioaerosols	As specified in the Technical Guidance Note M9 or other form as agreed in writing by the Environment Agency	--
Process monitoring	Form process 1 or other form as agreed in writing by the Environment Agency	18/03/2025
Sewer	Form sewer 1 or other form as agreed in writing by the Environment Agency	18/03/2025
Water usage	Form water usage 1 or other form as agreed in writing by the Environment Agency	18/03/2025
Energy usage	Form energy 1 or other form as agreed in writing by the Environment Agency	18/03/2025
Other performance indicators	Form performance 1 or other form as agreed in writing by the Environment Agency	18/03/2025
Waste returns	E-waste Return Form or other form as agreed in writing by the Environment Agency	--



# Schedule 5 – Notification

These pages outline the information that the operator must provide.

Units of measurement used in information supplied under Part A and B requirements shall be appropriate to the circumstances of the emission. Where appropriate, a comparison should be made of actual emissions and authorised emission limits.

If any information is considered commercially confidential, it should be separated from non-confidential information, supplied on a separate sheet and accompanied by an application for commercial confidentiality under the provisions of the EP Regulations.

## Part A

Permit Number	
Name of operator	
Location of Facility	
Time and date of the detection	

<b>(a) Notification requirements for any malfunction, breakdown or failure of equipment or techniques, accident, or emission of a substance not controlled by an emission limit which has caused, is causing or may cause significant pollution</b>	
<b>To be notified within 24 hours of detection</b>	
Date and time of the event	
Reference or description of the location of the event	
Description of where any release into the environment took place	
Substances(s) potentially released	
Best estimate of the quantity or rate of release of substances	
Measures taken, or intended to be taken, to stop any emission	
Description of the failure or accident.	

<b>(b) Notification requirements for the breach of a limit</b>	
<b>To be notified within 24 hours of detection unless otherwise specified below</b>	
Emission point reference/ source	
Parameter(s)	
Limit	
Measured value and uncertainty	
Date and time of monitoring	

<b>(b) Notification requirements for the breach of a limit</b>	
<b>To be notified within 24 hours of detection unless otherwise specified below</b>	
Measures taken, or intended to be taken, to stop the emission	

<b>Time periods for notification following detection of a breach of a limit</b>	
<b>Parameter</b>	<b>Notification period</b>

<b>(c) Notification requirements for the detection of any significant adverse environmental effect</b>	
<b>To be notified within 24 hours of detection</b>	
Description of where the effect on the environment was detected	
Substances(s) detected	
Concentrations of substances detected	
Date of monitoring/sampling	

## Part B – to be submitted as soon as practicable

Any more accurate information on the matters for notification under Part A.	
Measures taken, or intended to be taken, to prevent a recurrence of the incident	
Measures taken, or intended to be taken, to rectify, limit or prevent any pollution of the environment which has been or may be caused by the emission	
The dates of any unauthorised emissions from the facility in the preceding 24 months.	

Name*	
Post	
Signature	
Date	

\* authorised to sign on behalf of the operator

## Schedule 6 – Interpretation

“accident” means an accident that may result in pollution.

“anaerobic digestion” means a process of controlled decomposition of biodegradable materials under managed conditions where free oxygen is absent, at temperatures suitable for naturally occurring mesophilic or thermophilic anaerobes and facultative anaerobe bacteria species, which convert the inputs to a methane-rich biogas and whole digestate.

“animal waste” means any waste consisting of animal matter that has not been processed into food for human consumption.

“application” means the application for this permit, together with any additional information supplied by the operator as part of the application and any response to a notice served under Schedule 5 to the EP Regulations.

“appropriate abatement system” means the appropriate treatment technique for channelled emissions to air defined in 6.6.1 ‘Channelled emissions to air’ from the ‘Best Available Techniques (BAT) Reference Document for Waste Treatment’.

“authorised officer” means any person authorised by the Environment Agency under section 108(1) of The Environment Act 1995 to exercise, in accordance with the terms of any such authorisation, any power specified in section 108(4) of that Act.

“Best available techniques” means the most effective and advanced stage in the development of activities and their methods of operation which indicates the practical suitability of particular techniques for providing the basis for emission limit values and other permit conditions designed to prevent and, where that is not practicable, to reduce emissions and the impact on the environment as a whole:

(a) ‘techniques’ includes both the technology used and the way in which the installation is designed, built, maintained, operated and decommissioned;

(b) ‘available techniques’ means those developed on a scale which allows implementation in the relevant industrial sector, under economically and technically viable conditions, taking into consideration the costs and advantages, whether or not the techniques are used or produced inside the Member State in question, as long as they are reasonably accessible to the operator;

(c) ‘best’ means most effective in achieving a high general level of protection of the environment as a whole.

“bioaerosols action levels” mean the acceptable bioaerosols concentrations at the nearest sensitive receptor, or at an equivalent distance downwind of the biowaste treatment operations, which are attributable to the biowaste treatment operations. The acceptable concentrations are respectively 1000 and 500 CFU m<sup>-3</sup> for total bacteria and *Aspergillus fumigatus*. Where these action levels are elevated, the operator must take action to mitigate the impact on sensitive receptors.

“Biodegradable” means a material is capable of undergoing biological anaerobic or aerobic degradation leading to the production of CO<sub>2</sub>, H<sub>2</sub>O, methane, biomass, and mineral salts, depending on the environmental conditions of the process.

“building” means a construction that has the objective of providing sheltering cover and minimising emissions of noise, particulate matter, odour and litter.

“BREF” means Best Available Techniques (BAT) Reference Document.

“Capacity” means the potential capacity and not historical or actual production levels or throughput. This means that the designed capacity is the maximum rate at which the site can operate. Biological treatment of waste usually takes place over more than one day, so the physical daily capacity can be calculated by dividing the maximum quantity of waste that could be subject to biological treatment at any one time by the minimum residence time. For in-vessel composting, the residence time for sanitisation should be calculated separately and then aggregated to the complete composting time. Further guidance ‘[RGN2: Understanding the meaning of regulated facility Definition of regulated facility](#)’ is available.

“channelled emissions” means the emissions of pollutants into the environment through any kind of duct, pipe, stack, etc. This also includes emissions from open top biofilters.

“combined heat and power” (CHP) or Cogeneration means the simultaneous generation in one process of thermal energy and electrical or mechanical energy.

“competent persons and resources” means that a technically competent person accredited to a relevant scheme must attend site and record their attendance, and that all roles and responsibilities are clearly stated in the management systems along with records of operatives’ training. See the guidance on the level of competence and duration of attendance

“compliance date” means 01/01/2025 for existing MCPs with net rated thermal input of greater than 5MWth or 01/01/2030 for existing MCPs with a net rated thermal input of less than or equal to 5MWth.

“compost” means solid particulate material that is the result of composting, which has been sanitised and stabilised, and which confers beneficial effects when added to soil, used as a component of growing media or used in another way in conjunction with plants.

“compostable plastics” means waste containing packaging or non-packaging items (or both) with a valid certificate of conformity to EN 13432 or an equivalent standard for compostable and digestible items, the certificate issued by an independent certification body capable of fully biodegrading by a biological process to create compost or digest.

“composting” means the managed biological decomposition of biodegradable waste organic materials, under conditions that are predominantly aerobic and that allow the development of thermophilic temperatures as a result of biologically produced heat and that result in compost.

“composting batch” means an identifiable quantity of material that progresses through the composting system and when fully processed has similar characteristics throughout. For composting systems that operate on a continuous- or plug-flow basis, batches will be taken to mean a series of “portions of production”.

“direct discharge” means discharge to a receiving water body.

“diffuse emissions” mean non-channelled emissions (e.g. of dust, organic compounds, odour) which can result in ‘area’ sources (e.g. tanks) or ‘point’ sources (e.g. pipe flanges). This also includes emissions from open-air windrow composting.

“digestate” means material resulting from an anaerobic digestion process.

“disposal” means any of the operations provided for in Annex I to Directive 2008/98/EC of the European Parliament and of the Council on waste.

“DSEAR” means the Dangerous Substances and Explosive Atmospheres Regulations 2002.

“emissions of substances not controlled by emission limits” means emissions of substances to air, water or land from the activities, either from the emission points specified in schedule 3 or from other localised or diffuse sources, which are not controlled by an emission limit.

“emissions to land” includes emissions to groundwater.

“EP Regulations” means The Environmental Permitting (England and Wales) Regulations SI 2016 No.1154 and words and expressions used in this permit which are also used in the Regulations have the same meanings as in those Regulations.

“existing medium combustion plant” means an MCP which was put into operation before 20 December 2018.

“generator” means any combustion plant which is used to generate electricity, excluding mobile, unless it is connected to the national grid.

“groundwater” means all water, which is below the surface of the ground in the saturation zone and in direct contact with the ground or subsoil.

“impermeable surface” means a surface or pavement constructed and maintained to a standard sufficient to prevent the transmission of liquids beyond the pavement surface.

“Indirect discharge” means a discharge to a sewer or off-site waste water treatment plant.

“Industrial Emissions Directive” and/or “IED” means DIRECTIVE 2010/75/EU OF THE EUROPEAN PARLIAMENT AND OF THE COUNCIL of 24 November 2010 on industrial emissions, as read in accordance with Schedule 1A to the Environmental Permitting (England and Wales) Regulations 2016.

“Leak detection and repair (LDAR) programme” means a structured approach to reduce fugitive emissions of organic compounds by detection and subsequent repair or replacement of leaking components. Currently, sniffing (described by EN 15446) and optical gas imaging methods are available for the identification of leaks as set out in BAT 14 and section 6.6.2 of the Waste Treatment BAT Conclusions.

“MCERTS” means the Environment Agency’s Monitoring Certification Scheme.

“medium combustion plant” or “MCP” means a combustion plant with a rated thermal input equal to or greater than 1 MW but less than 50 MW.

“Medium Combustion Plant Directive” or “MCPD” means Directive 2015/2193/EU of the European Parliament and of the Council on the limitation of emissions of certain pollutants into the air from medium combustion plants, as read in accordance with Schedule 1A to the Environmental Permitting (England and Wales) Regulations 2016.

“new medium combustion plant” means an MCP which was put into operation after 20 December 2018. This includes replacement MCP and Generators.

“operating hours” means the time, expressed in hours, during which a combustion plant is operating and discharging emissions into the air, excluding start-up and shut-down periods

“operational area” means any part of a facility used for the handling, storing and treatment of waste.

“operator” means in relation to a regulated facility:

- (a) the person who has control over the operation of the regulated facility,
- (b) if the regulated facility has not yet been put into operation, the person who will have control over the regulated facility when it is put into operation, or
- (c) if a regulated facility authorised by an environmental permit ceases to be in operation, the person who holds the environmental permit

“pests” means Birds, Vermin and Insects.

“PFOA” means Perfluorooctanoic acid.

“PFOS” means Perfluorooctanesulphonic acid.

“pollution” means emissions as a result of human activity which may—

- (a) be harmful to human health or the quality of the environment,
- (b) cause offence to a human sense,
- (c) result in damage to material property, or
- (d) impair or interfere with amenities and other legitimate uses of the environment.

“quarter” means a calendar year quarter commencing on 1 January, 1 April, 1 July or 1 October.

“recovery” means any of the operations provided for in Annex II to Directive 2008/98/EC of the European Parliament and of the Council on waste.

“sanitisation” means the actively managed and intensive stage of composting, lasting for at least 5 days, characterised by high oxygen demand and temperatures of over 55°C, during which biological processes, together with conditions in the composting mass, eradicate human and animal pathogens or reduce them to acceptably low levels. The operator also needs to meet ABPR requirements.

“sealed drainage system” in relation to an impermeable surface, means a drainage system with impermeable components which does not leak and which will ensure that:

- no liquids will run off the surface otherwise than via the system

- all liquids entering the system are collected in a sealed sump, except where liquids may be lawfully discharged to foul sewer.

“specified generator” means a group of generators other than excluded between 1 and 50 megawatts or less than 50 megawatts as defined in Schedule 25B(2) of SI 2018 No.110 of the EPR.

“stable” and/or “stabilised” means the degree of processing and biodegradation at which the rate of biological activity has slowed to an acceptably low and consistent level and will not significantly increase under favourable, altered conditions.

“VOC” means Volatile organic compounds as defined in Article 3(45) of Directive 2010/75/EU – ‘volatile organic compound’ means any organic compound as well as the fraction of creosote, having at 293.15K a vapour pressure of 0.01 kPa or more, or having a corresponding volatility under the particular conditions of use.

“Waste code” means the six-digit code referable to a type of waste in accordance with the List of Wastes (England) Regulations 2005, or List of Wastes (Wales) Regulations 2005, as appropriate, and in relation to hazardous waste, includes the asterisk.

“Waste Framework Directive” and/or “WFD” means Waste Framework Directive 2008/98/EC of the European Parliament and of the Council on waste, as read in accordance with Schedule 1A to the Environmental Permitting (England and Wales) Regulations 2016.

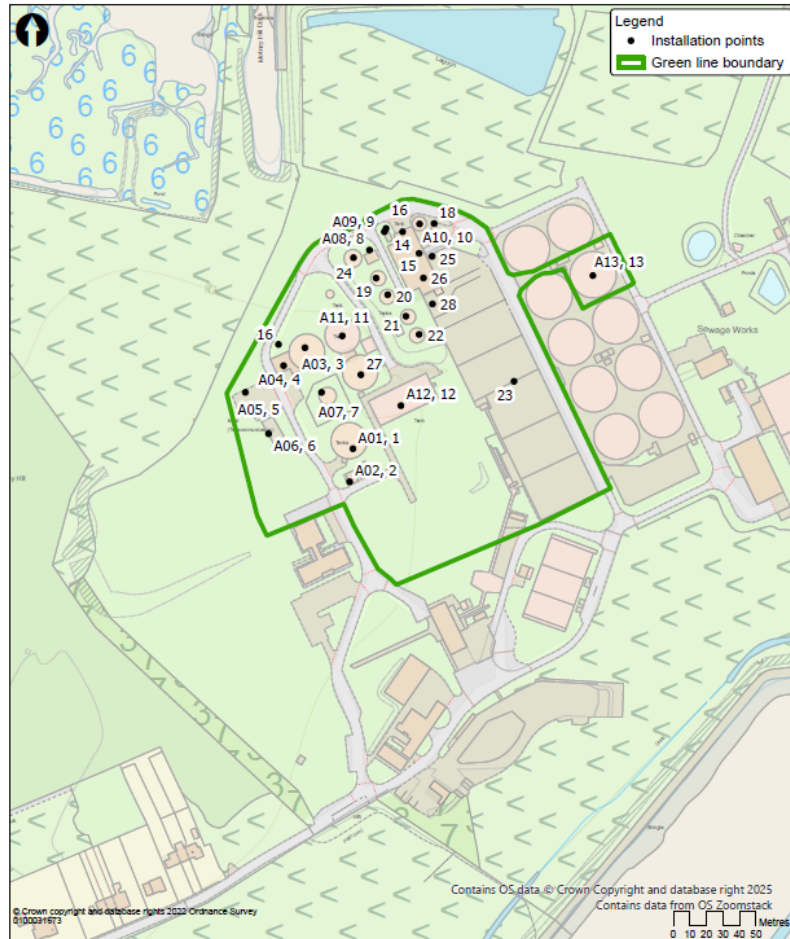
Where a minimum limit is set for any emission parameter, for example pH, reference to exceeding the limit shall mean that the parameter shall not be less than that limit.

Unless otherwise stated, any references in this permit to concentrations of substances in emissions into air means:

- in relation to emissions from combustion processes, the concentration in dry air at a temperature of 273K, at a pressure of 101.3 kPa and with an oxygen content of 3% dry for liquid fuels and gaseous fuels, 6% dry for solid fuels; and/or
- in relation to emissions from non-combustion sources, the concentration at a temperature of 273K and at a pressure of 101.3 kPa, with no correction for water vapour content.

“year” means a calendar year ending on 31 December.

# Schedule 7 – Site plan 1 emissions to air



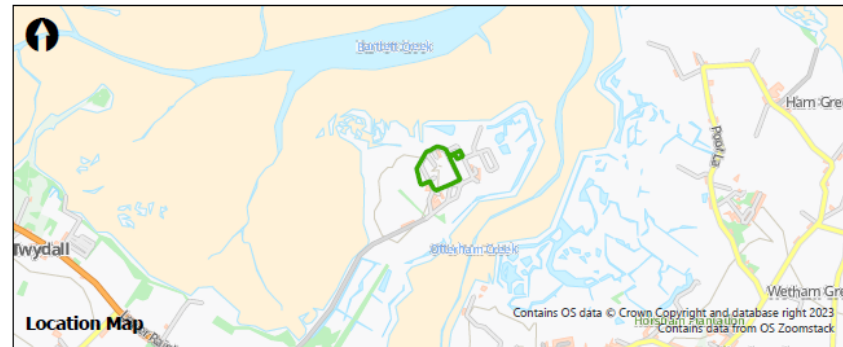
Emission Ref	Emission Points	Asset Points	Asset Ref	X	Y
A01	Whessoe Valve 1 (x2)	Anaerobic Digester 1	1	582883	168458
A02	Boiler Stack1	Boilers 1 and 2	2	582881	168438
A03	Whessoe Valve 2 (x2)	Anaerobic Digester 2	3	582854	168519
A04	Boiler Stack 2	Boilers 3 and 4	4	582841	168508
A05	CHP Exhaust Stack	Combined Heat and Power Engine	5	582818	168492
A06	Flare Stack	Flare	6	582832	168467
A07	Gas pressure relief valve (x2)	Gas Holder	7	582864	168492
A08	Odour Control Unit	Odour Control Unit	8	582893	168578
A09	Standby Generator	Standby Generator	9	582903	168591
A10	Tank Vent	Sludge Reception Tank	10	582923	168594
A11	Open Tank Emission	Post-Digestion storage tank	11	582877	168526
A12	Open Tank Emission	Emergency Sludge Tank	12	582912	168484
A13	Open Tank Emission	Emergency Sludge Reception Tank (PST 3)	13	583028	168563
		Polymer Storage Area	14	582913	168589
		Centrifuges and thickeners	15	582923	168576
		Fuel Oil Storage 1	16	582838	168521
		Fuel Oil Storage 2	17	582902	168589
		Sludge Reception Building	18	582932	168594
		SAS Storage Tank 1	19	582897	168561
		SAS Storage Tank 2	20	582904	168551
		Sludge Storage Tank 1	21	582915	168538
		Sludge Storage Tank 2	22	582923	168527
		Cake Bays	23	582980	168499
		Liquor Balance Tank	24	582883	168573
		Sludge Reception Point	25	582931	168574
		SAS Drum Thickeners	26	582926	168561
		Thickened Sludge Storage Tank	27	582888	168503
		Gravity Belt Thickeners	28	582931	168545

© Crown copyright and database right 2025 Ordnance Survey 100031873  
 Contains OS data © Crown Copyright and database right 2025  
 Contains data from OS Zoomstack

0 10 20 30 40 50 Metres

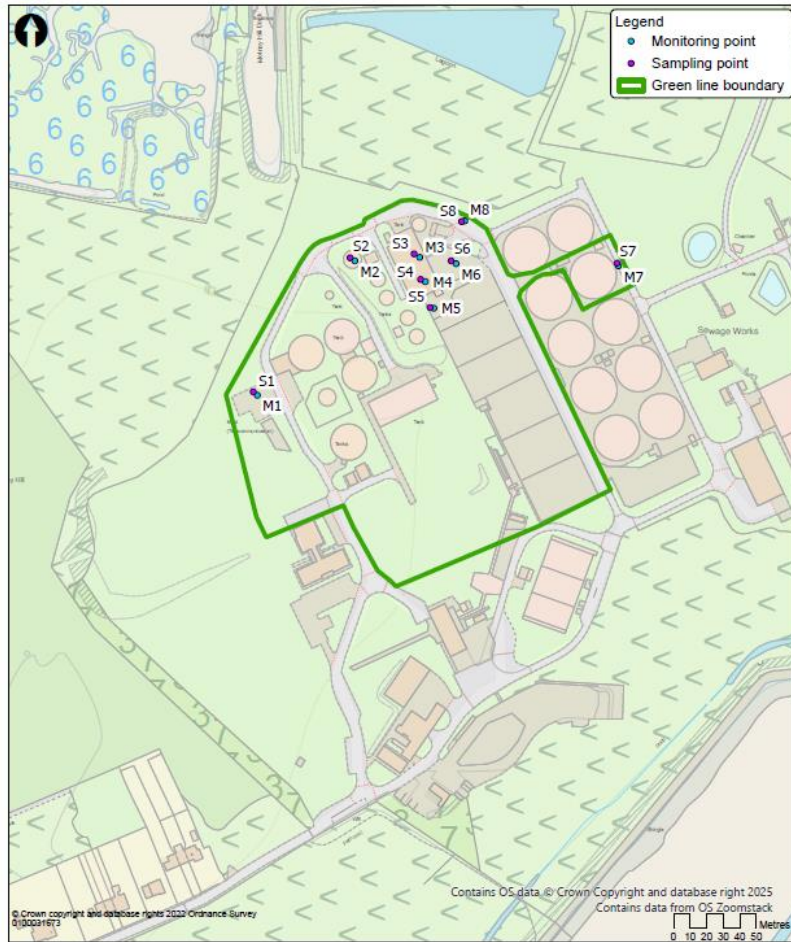
© Mott MacDonald Ltd.  
 This document is issued for the party which commissioned it and for specific purposes connected with the captioned project only. It should not be relied upon by any other party or used for any other purpose.  
 We accept no responsibility for the consequences of this document being relied upon by any other party, or being used for any other purpose, or containing any error or omission which is due to an error or omission in data supplied to us by other parties.

Title		M M		Mott MacDonald House 8-10 Sydenham Road Croydon	
Motney Hill STC				T +44 (0)20 8774 2000	
Site Layout Plan		MOTT MACDONALD		W mottmac.com	
Date	Drawn	Checked	Approved	Scale at A4	Drawing Number
11/02/2025	D Evans	WJ Goh	A Manns	1:2,500	790101_MSD_SiteLayoutPlan_EAS_v2
					Status
					INF
					Rev
					04



Permit number  
EPR/BP3103MS

# Schedule 7 – Site plan 2 emissions to sewer



Emission Ref	Emission Points	Asset Points	Asset Ref	X	Y
S1	Gas Condensate Emission Point			582823	168493
M1	Gas Condensate Monitoring Point			582826	168491
S2	Combined Liquors Emission Point			582882	168574
M2	Combined Liquors Monitoring Point			582884	168572
S3	Centrifuge Liquors Emission Point			582920	168576
M3	Centrifuge Liquors Monitoring Point			582924	168574
S4	Drum Thickener Liquors Emission Point			582924	168561
M4	Drum Thickener Liquors Monitoring Point			582927	168560
S5	GBT Liquors Emission Point			582930	168544
M5	GBT Liquors Monitoring Point			582932	168543
S6	Sludge Reception Emission Point			582943	168572
M6	Sludge Reception Sampling Point			582945	168570
S7	Emergency Sludge Reception Emission Point			583043	168571
M7	Emergency Sludge Reception Monitoring Point			583043	168569
S8	Surface Water (Bund) Drainage Emission Point			582949	168596
M8	Surface Water (Bund) Drainage Sampling Point			582951	168596

Title <b>Motney Hill STC</b> Sampling and Monitoring Points		MOTT MACDONALD Mott MacDonald House 8-10 Sydenham Road Croydon T +44 (0)20 8774 2000 W mottmac.com					
Date	Drawn	Checked	Approved	Scale at A4	Drawing Number	Status	Rev
11/02/2025	D Evans	WJ Goh	A Manns	1:2,500	790101_MSD_SiteLayoutPlan_EAS_v2	INF	04





# Annex 1 of MCP

<p><b>1. Rated thermal input (MW) of the medium combustion plant.</b></p>	<p><b>CHP engine - 2.49MWth</b> <b>Standby generator 2 – 1.5MWth</b></p>
<p><b>2. Type of the medium combustion plant (diesel engine, gas turbine, dual fuel engine, other engine or other medium combustion plant).</b></p>	<p>Combined heat and power plant (Catepillar 3512) Standby generator (engine)</p>
<p><b>3. Type and share of fuels used according to the fuel categories laid down in Annex II.</b></p>	<p>CHP engine - Biogas, 100% Standby generator 2 – Gas oil, 100%</p>
<p><b>4. Date of the start of the operation of the medium combustion plant or, where the exact date of the start of the operation is unknown, proof of the fact that the operation started before 20 December 2018.</b></p>	<p>2007</p>
<p><b>5. Sector of activity of the medium combustion plant or the facility in which it is applied (NACE code).</b></p>	<p>37.00</p>
<p><b>6. Expected number of annual operating hours of the medium combustion plant and average load in use.</b></p>	<p>CHP engine: 7,972 hours per annum (91% of the operating envelope). Standby generator 2: Operation of the emergency generator shall be limited to less than 50 hours per annum for testing purposes only.</p>
<p><b>7. Where the option of exemption under Article 6(3) or Article 6(8) is used, a declaration signed by the operator that the medium combustion plant will not be operated more than the number of hours referred to in those paragraphs.</b></p>	<p>n/a</p>
<p><b>8. Name and registered office of the operator and, in the case of stationary medium combustion plants, the address where the plant is located.</b></p>	<p><b>Company name and registered office:</b> Southern House Yeoman Road Worthing West Sussex BN13 3NX  <b>Address where the plant is located:</b> Motney Hill Sludge Treatment Centre (STC) Motney Hill Road Gillingham ME8 7UA</p>

END OF PERMIT