



Department
for Environment
Food & Rural Affairs

Results of the 2024 FSA Slaughter Sector Survey in England and Wales

November 2024

We are the Department for Environment, Food and Rural Affairs. We are responsible for improving and protecting the environment, growing the green economy, sustaining thriving rural communities and supporting our world-class food, farming and fishing industries.

We work closely with our 33 agencies and arm's length bodies on our ambition to make our air purer, our water cleaner, our land greener and our food more sustainable. Our mission is to restore and enhance the environment for the next generation, and to leave the environment in a better state than we found it.



© Crown copyright 2024

This information is licensed under the Open Government Licence v3.0. To view this licence, visit www.nationalarchives.gov.uk/doc/open-government-licence/

Where we have identified any third party copyright information you will need to obtain permission from the copyright holders concerned.

This publication is available at www.gov.uk/defra

Any enquiries regarding this publication should be sent to us at aw.slaughter@defra.gov.uk.

Contents

Results of the 2024 FSA Slaughter Sector Survey in England and Wales	1
Introduction	4
Background notes.....	4
Key findings	5
Where animals were sourced from (Chapter 2).....	5
How the animals were slaughtered (Chapter 3 and Annex D)	5
Where the meat was distributed to (Chapter 4)	6
Third party assurance schemes (Chapter 5).....	7
1. The number of animals slaughtered during the survey period	7
2. Where the animals were sourced from	9
3. How animals were slaughtered.....	10
What proportion of animals were slaughtered using a non-stun method?	12
What proportion of animals slaughtered using a non- stun method subsequently did not meet religious requirements, but were fit for wider consumption?	13
4. Where the meat was distributed to	14
Were there differences in where the meat was distributed between stun and non-stun methods of slaughter?	18
For Halal slaughter, does the destination of the meat differ between stun and non-stun slaughter methods?	19
Sheep and goats by method of slaughter and distribution.....	21
5. Third party assurance schemes and certification bodies	22
How many slaughterhouses are members of third-party assurance schemes?.....	22
Which certification bodies are Halal and Shechita slaughterhouses certified with?	25
Annex A: Definitions	27
Annex B: Data issues	28
Annex C: The countries reported to be exported to	30
Annex D: Flowcharts detailing each method of slaughter, by species	36

Introduction

This report gives results of a survey the Food Standards Agency (FSA) carried out at all slaughterhouses operating in England and Wales during the period 12 to 18 February 2024, on behalf of Defra and the Welsh Government. The survey was completed by the Official Veterinarians (OVs) based at the slaughterhouses, using the information they were able to acquire from the Food Business Operator (FBO). There was a 100% return rate from all plants slaughtering the animals discussed in this report, either in the form of a response or nil return indicating that the plant was not in operation during the week of the survey. The numbers of animals killed that week can be found in Figure 1.1 in this report.

The survey focused on throughput, slaughter methods (including stun and non-stun slaughter) and some additional areas such as where the livestock was sourced from and where the meat was distributed to, including exports. It included all farmed species but excluded game birds and deer.

Prior to this survey, [the last full FSA survey of slaughterhouses](#) was carried out in 2022.

The assimilated EU slaughter regulation and our national regulations allow for Jews and Muslims to carry out slaughter without stunning, in accordance with religious rites, providing certain conditions are met.

Background notes

In this report “standard” slaughter refers to all non-religious stun slaughter. Halal slaughter includes both stun and non-stun slaughter while Shechita slaughter is exclusively non-stun. A list of slaughter methods classified as stun and non-stun for the purposes of this report can be found in Annex A.

Stun slaughter, which includes both standard slaughter and Halal stun slaughter, is referred to as “stunning prior to slaughter” in this report.

There are some issues with the survey which may affect the reliability of the analysis provided in this report, in particular issues with the questions relating to exports. All such issues are outlined in Annex B.

This survey is based on a single week which was selected with the intention of it being representative of the whole year, avoiding any religious festivals.

All findings in this report refer to England and Wales combined.

Key findings

Where animals were sourced from (Chapter 2)

- The majority of animals were sourced from farms, 63% of red meat species and 99% of poultry species.
- Most cattle (64%) and pigs (88%) were sourced from farms. For other red meat species, calves (less than 8 months old - 35%), sheep (42%) and goats (76%) were sourced from farms.
- 29% of calves (less than 8 months old) and 6% of cattle were sourced from dealers respectively, although these numbers are very small compared with the total throughput reported. Other red meat species also sourced from dealers, including sheep (3%) and pigs (10%).
- Sheep had the highest proportion sourced from a market (42% - like the proportion of sheep sourced from farms, 43%).
- Sources of calves were more varied in this survey compared with the previous survey. There were 2 main sources in 2022 (46% - farms and 54% - dealer) compared with 4 different sources now. The sources for calves are 35% - farms, 29% - dealer, 19% - markets and 17% - other.

How the animals were slaughtered (Chapter 3 and Annex D)

- For all species, most animals were stunned prior to slaughter. The relevant percentages are 97% for poultry and 85% for red meat compared with 95% and 89% respectively for poultry and red meat in 2022.
- 98% of cattle were stunned prior to slaughter in 2024 with 82% by captive bolt, 12% by Jarvis box and the remaining by halal stun methods. Non-stun slaughter accounted for the final 2%, primarily using shechita methods.
- 94% of calves (less than 8 months old) were stunned prior to slaughter (5ppts lower than in 2022). 85% by captive bolt, 6% electronarcosis and 4% by halal stun methods.
- 71% of sheep were stunned prior to slaughter compared with 77% in 2022. 53% of total sheep slaughtered were by Halal stun methods.
- Sheep had the largest proportion of animals slaughtered by a non-stun method (29% of total sheep, 6ppts more than in 2022).

- 89% of goats were stunned prior to slaughter compared with 75% in 2022.
- Goats had the second largest proportion of non-stun slaughter with 11% of all animals slaughtered by Halal non-stun methods.
- 90% of pigs were stunned with high concentration CO₂ with almost all the remaining 10% being stunned through electronarcosis to the head. In 2022 the proportions were 88% and 12% respectively. There is no legal provision for pigs to be killed without prior stunning.
- Meat chicken was by far the most slaughtered species. Out of the 18.4 million slaughtered in the survey week, approximately 77% were gas stunned (similar proportion to 2022), 19% by Halal water bath methods (of which 1% used non-Annex 1 compliant parameters¹) and 3% were slaughtered by non-stun methods.
- 99% of spent hens were slaughtered by gas stun methods and the remaining less than 1% by halal non-stun methods.
- 99% of turkeys were stunned and the remaining 1% were slaughtered using shechita non-stun methods.

Where the meat was distributed to (Chapter 4)

- Of cattle meat initially distributed domestically, the majority was reported as sent to an unspecified destination (69%). Other key UK destinations were wholesale traders for domestic sale (11%), butchers (8%), and supermarkets (6%). Cattle slaughterhouses were also involved in exports either directly, or via wholesale traders who then export. 33 of 115 cattle slaughterhouses reported some of their goods were to be exported (29%).
- Of calf meat initially distributed domestically, 37% was sent to wholesale traders, with some then destined for exports (22%), and other destined to remain in the UK (15%). Additionally, 21% was sent to butchers, whilst a large proportion had an unspecified destination (39%). Just 1 of 17 slaughterhouses reported exports of calf meat with all products exported to Poland via a domestic wholesale trader.
- Of pig meat initially distributed domestically, a large volume was reported as distributed to an unspecified destination (33%). Other key UK destinations were wholesale traders for butchers (31%), wholesale traders for domestic sale (16%), and supermarkets (16%). Pig slaughterhouses were also involved in exports either

¹ Non-Annex I compliant relates to animals slaughtered under Article 4(4) of Retained Regulation (EC) No. 1009/2009, where stunning methods are not required to meet the parameters prescribed in Annex I of the legislation.

directly, or via wholesale traders who then export. 11 of 79 pig slaughterhouses reported some of their goods were to be exported (14%).

- Of sheep meat initially distributed domestically, almost half was reported as distributed to an unspecified destination (50%). Other key UK destinations were wholesale traders for domestic sale (17%), butchers (13%), wholesale traders for export (9%), and supermarkets (6%). Sheep slaughterhouses were involved in exports either directly, or via wholesale traders who then export. 24 of 115 sheep slaughterhouses reported some of their goods were to be exported (21%).
- Meat chickens had more consistent coverage of recorded domestic destinations. Key destinations included wholesale trader for domestic sale (39%), supermarkets (35%), whilst unspecified destination accounted for (14%). Meat chicken slaughterhouses were also involved in exports either directly, or via wholesale traders who then export. 9 of 43 meat chicken slaughterhouses reported some of their goods were to be exported (21%).

Third party assurance schemes (Chapter 5)

- More than half of all slaughterhouses 54% for both red meat and poultry, (52% for poultry and 49% for red meat in 2022) were reported to be members of at least one third-party assurance scheme.
- The most prominent third-party assurance schemes were Red Tractor and the British Retail Consortium (BRC), with 38% and 18% of all slaughterhouses reported to be members of these schemes, respectively.
- Of the 22 slaughterhouses involved in non-stun Halal slaughter, 16 slaughterhouses indicated that they were certified by a Halal certification body. 3 stated that they were self-certified and the remaining 3 did not provide any response or responded none.
- Of the 51 slaughterhouses involved in Halal stun slaughter, 30 slaughterhouses indicated that they were certified by a Halal certifying body. 6 stated they were self-certified, and the remaining 15 responded none or provided no response.
- For Shechita slaughter, all 11 slaughterhouses are certified by at least one certification body.

1. The number of animals slaughtered during the survey period

The number of slaughterhouses operating, and animals slaughtered can be found in Figure 1.1 below. The table compares the current throughput with the previous numbers in 2022.

- A total of 19,599,223 animals were slaughtered across 198 operating plants (180 in England and 18 in Wales). There were 148 red meat slaughterhouses and 50 for poultry.
- Most of the animals that were slaughtered (94%) were meat chickens, the same ratio as in 2022.

Figure 1.1: Animals slaughtered and slaughterhouses operating in England and Wales, by species of animal

Species	Current survey 2024	Current survey 2024	Previous survey 2022	Previous survey 2022
	Number Slaughtered	Operating Plants	Number Slaughtered	Operating Plants
Cattle	36,618	115	33,377	120
Calves	1,553	18	2,225	18
Sheep	205,994	115	219,016	120
Goats	331	29	372	39
Horses*	0	0	16	1
Pigs	161,748	79	194,612	91
Meat chickens	18,373,925	43	18,353,961	42
Spent Hens	493,761	5	394,500	6
Turkeys	136,341	9	176,473	8
Other Poultry**	189,516	6	196,651	4
All species	19,601,594	199	19,571,203	211

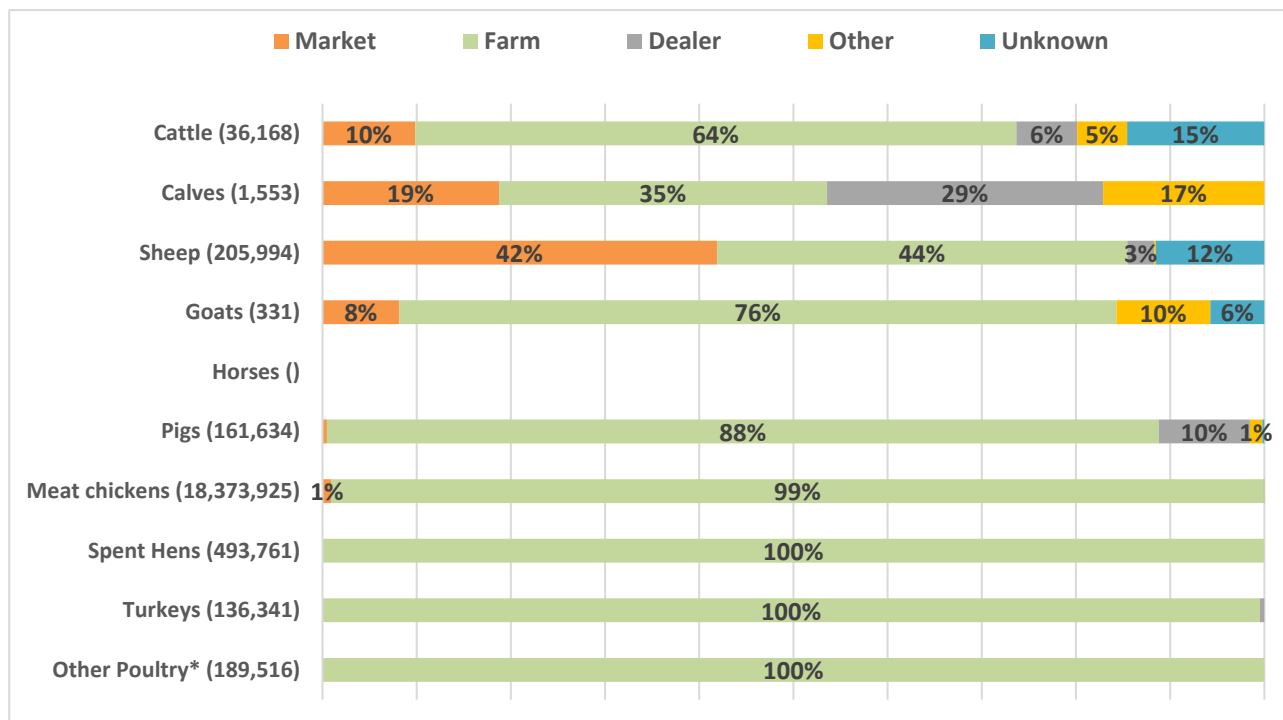
*Whilst no horses were slaughtered during the survey period there are still operational slaughterhouses which slaughter horses.

**Other Poultry includes ducks, guinea fowl, geese and quail. Quail is not classed as game as it is farmed for food and is processed in dedicated slaughterhouses.

2. Where the animals were sourced from

- Figure 2.1 shows the source of the animals slaughtered during the week of 12 to 18 February 2024. When the sum of the sources of throughput does not match the total throughput, the remainder was allocated to the “Unknown” (unspecified) category. Whilst the sources of animals may have sometimes not been reported in this survey that does not imply that the FBO cannot trace the source of their livestock.
- Farms continue to be the main source in the case of most animal species.
- 63% of all red meat and 99% of poultry were sourced from farms, compared with 66% and 99% in 2022. Compared with 2022 when calves were mainly sourced from dealers and farms, this time there are 4 different sources namely: market (19%), farm (35%), dealers (29%) and other (17%).
- The proportion of goats sourced from farm increased by about 10ppts as the proportion from market reduced. 6% of total production was from an unspecified source.
- Sources of pigs and sheep remain like that of 2022, mainly farm for pigs and a split between farm and market for sheep.
- As in 2022, almost all poultry were sourced directly from farms.

Figure 2.1: Percentage breakdown of the source, by species of animals



3. How animals were slaughtered

Figure 3.1 below summarises how each species was slaughtered. For a more detailed breakdown by specific methods of stunning and slaughter see Annex D.

- The majority of animals were slaughtered by standard methods: Almost 79% of the total in this survey compared with 83% in 2022. 21% were by halal methods and the remainder were slaughtered by shechita methods.
- For all species, most animals were stunned prior to slaughter. The relevant percentages are 97% for poultry and 86% for red meat compared with 95% and 89% respectively for poultry and red meat in 2022.
- 98% of cattle were stunned prior to slaughter (99% in 2022), with 82% by captive bolt and 12% by Jarvis box and 4% by methods identified by slaughterhouses as halal stun. 94% of calves were stunned prior to slaughter (was 99% in 2022), 85% by captive bolt, 6% by electronarcosis and 4% by methods identified by slaughterhouses as halal stun.
- Sheep (29%) and goats (11%) had the largest proportion of non-stun slaughter.
- 90% of pigs were stunned with high concentration CO2 with almost all the remaining 10% being stunned through electronarcosis to the head. In 2022 the proportions were 88% and 12% respectively. All pigs were stunned before slaughter.

- For all poultry, the prominent methods of stun were CO2 in phases (58%), other gas mixture most probably including CO2, nitrogen and argon (19%) and halal electrical water bath (Annex 1 Compliant) – 18%.
- Meat chickens were by far the most slaughtered species. Out of the 18.4 million slaughtered, 77% were gas stunned (compared with 80% in 2022) 18% by Halal electrical waterbath stunning (using Annex 1 compliant parameters), 1% by Halal electrical waterbath stunning (not using Annex 1 compliant parameters), 1% by other standard stun methods and 3% by non-stun methods.
- Most of spent hens and other poultry were slaughtered by standard stun methods. A very small amount, less than 0.5% of animals were slaughtered through halal non-stun methods.
- 97% of turkey were gas stunned, 2% by electrical waterbath stunning (using Annex 1 compliant parameters) and the remaining 1% by shechita non-stun.

Figure 3.1a: Percentage of animals slaughtered, by slaughter method (chart)

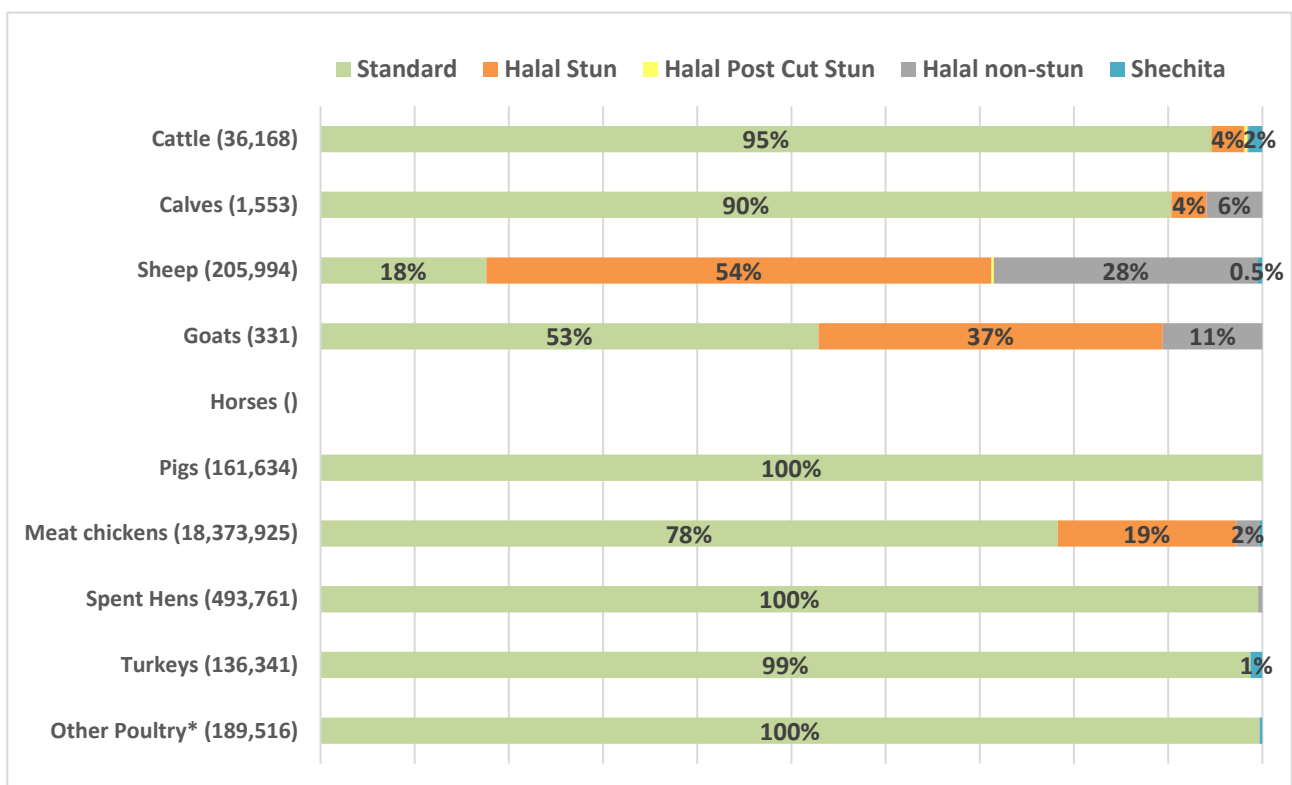


Figure 3.1b: Percentage of animals slaughtered, by slaughter method (table)

Species	Total animals slaughtered	Standard (1)	Halal Stun* (2)	Halal non-stun (3)	Shechita (4)	Stun slaughter (1) + (2)	Non-stun slaughter (3) + (4)	Religious slaughter (2) + (3) + (4)
Cattle	36,168	94.6%	3.5%	0.4%	1.5%	98.1%	1.9%	5.4%
Calves	1,553	90.3%	3.7%	5.9%	0.0%	94.1%	5.9%	9.7%
Sheep	205,994	17.6%	53.6%	28.3%	0.5%	71.2%	28.8%	82.4%
Goats	331	52.9%	36.6%	10.6%	0.0%	89.4%	10.6%	47.1%
Horses	0	-	-	-	-	-	-	-
Pigs	161,748	100.0%	0.0%	0.0%	0.0%	100.0%	0.0%	0.0%
Meat chicken	18,373,925	78.3%	18.9%	2.5%	0.3%	97.2%	2.8%	21.7%
Spent Hens	493,761	99.6%	0.0%	0.4%	0.0%	99.6%	0.4%	0.4%
Turkeys	136,341	98.7%	0.0%	0.0%	1.3%	98.7%	1.3%	1.3%
Other Poultry	189,516	99.7%	0.0%	0.1%	0.3%	99.7%	0.3%	0.3%

*Halal stun includes both halal stunned annex-1 compliant & halal stunned non-annex-1 compliant

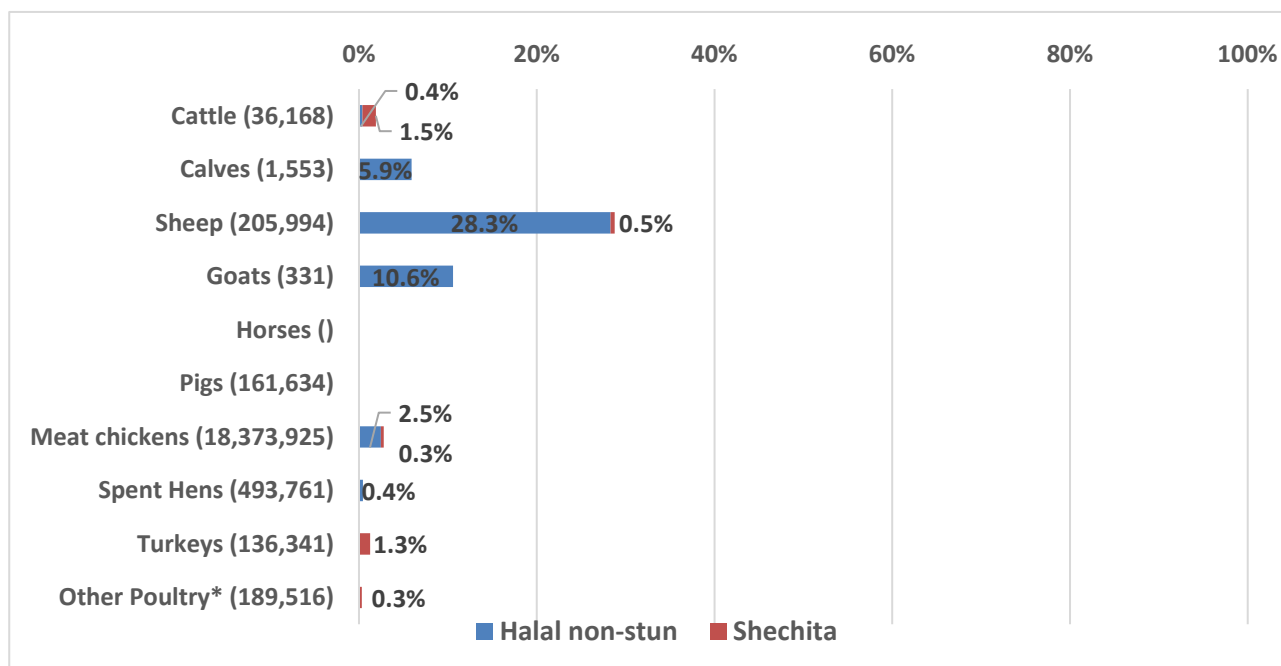
What proportion of animals were slaughtered using a non-stun method?

The Shechita method of slaughter is exclusively non-stun while Halal slaughter is comprised of both stun and non-stun methods of slaughter. Horses and pigs are only slaughtered using stun methods.

- For all species, most animals were stunned prior to slaughter.
- Sheep had the largest proportion of animals slaughtered by a non-stun method (29% of total animals), mostly halal non stun with a very small number being shechita slaughter. The proportion of non-stun sheep was 23% in 2022.

- Goats had the second largest proportion of animals slaughtered by a non-stun method 11% of the 331 animals compared with 25% of 372 in 2022.
- In summary, 29% of sheep, 11% of goat, 6% of calves and 2% of cattle were slaughtered by non-stun methods mainly halal non stun. For poultry, less than 3% of meat chicken, less than 0.5% of spent hens, 1% of turkey and a very small number of other poultry were slaughtered by non-stun methods.

Figure 3.2: Percentage of animals slaughtered by a non-stun method



What proportion of animals slaughtered using a non-stun method subsequently did not meet religious requirements, but were fit for wider consumption?

- For all species, all non-stun Halal slaughtered carcasses were deemed fit for consumption by the religious community, the same as in 2022.
- For species where there were more than 100 Shechita slaughtered animals, the proportion of Shechita slaughtered carcasses rejected as not meeting religious requirements but fit for wider consumption were as follows: 25% of cattle (136 out of 543), 34% of sheep (330 out of 967) and 1% of both turkeys (17 out of 1716) and meat chickens (526 out of 57,333)² respectively.

² The survey asked for the sum of the ante mortem and post-mortem carcasses which did not meet religious requirements but fit for wider consumption. Here it has been assumed that for Shechita methods animals are not rejected ante mortem for religious reasons, and therefore all the rejections reported were post-mortem.

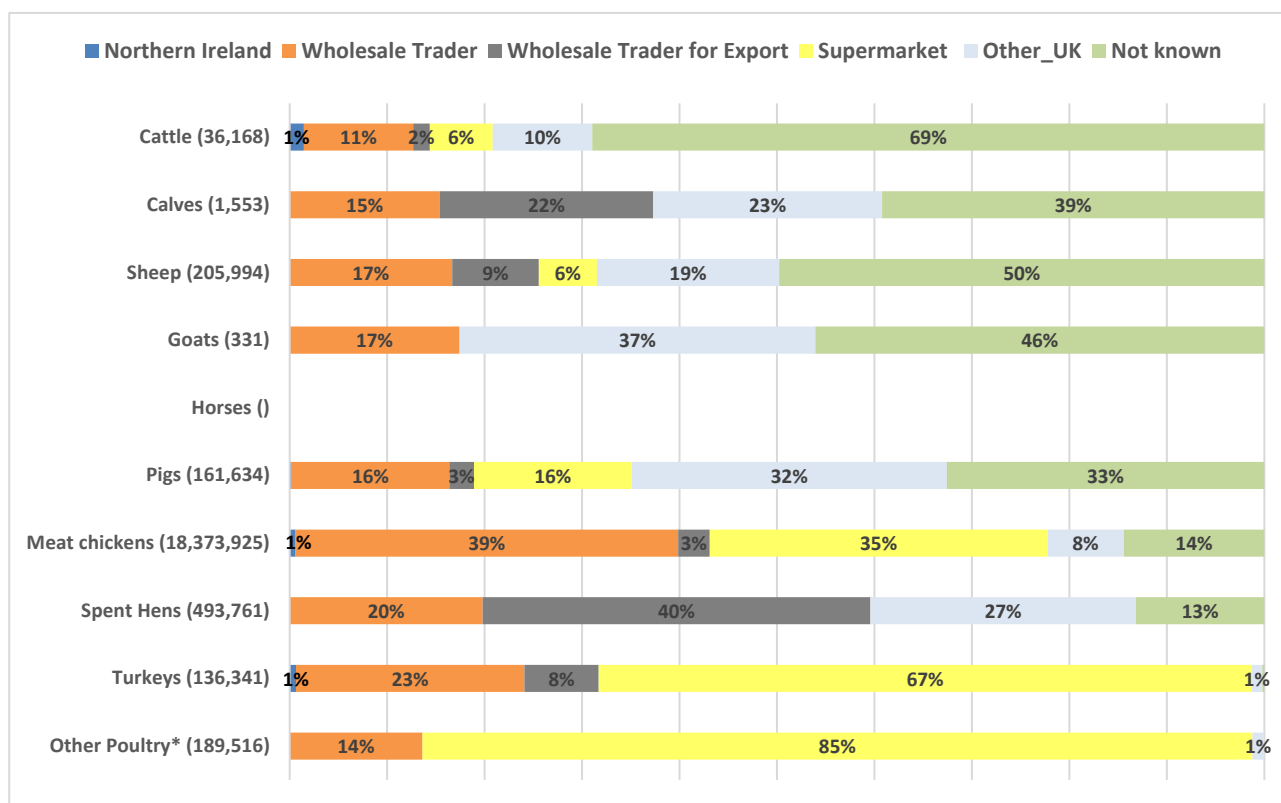
- The corresponding figures for 2022 were: 51% of cattle (142 out of 276), 43% of sheep (223 out of 520) and 1% of meat chickens (332 out of 57,367).

4. Where the meat was distributed to

The domestic destination of the meat resulting from the slaughter of each species is presented in Figure 4.1a. Please note that, there has been quite a significant increase in undeclared or unspecified responses to the destination of meat. This can make it difficult to interpret the analysis.

- A large proportion of meat distributed domestically was recorded with an unspecified or not shared destination. This issue was particularly prevalent in the red meat sector, with cattle (69%), sheep (50%) and pigs (33%). The smaller red meat industries of goat and calf slaughterhouses also recorded high levels of unspecified domestic destination with 46% and 39% respectively.
- Cattle meat was distributed domestically across a range of sources. Whilst wholesale traders for domestic distribution were recorded as the most frequent destination, given the large size of unrecorded destination, conclusions around most prominent destinations may not be accurate.
- Sheep meat exports via wholesale trader (9%) were recorded as a larger proportion of distribution over the survey period than other species groups. Other key destinations included wholesale traders for domestic sale (17%), supermarkets (6%), and butchers (13%).
- In comparison to other red meat species, pig meat had the largest proportion of output recorded as destined for domestic supermarkets (16%). A large proportion of domestic distribution was also sent to butchers over the survey period (31%). 16% was also sent to wholesale traders for domestic distribution.
- Poultry meat slaughterhouses more consistently recorded the destination of domestic distribution with just 14% of meat chickens and 13% of spent hens sent to an unspecified destination. The domestic destinations of all turkey and other poultry were recorded.
- Most poultry distributed domestically was either destined for supermarkets, for meat chickens (35%), turkeys (67%), and other poultry (85%), or for wholesale trader for domestic distribution, meat chickens (39%), turkeys (23%), other poultry (14%), and spent hens (20%).
- Spent hen meat domestic distribution varied from poultry generally, with large proportions destined for export via wholesale trader (40%) or other UK destinations (27%), mostly consisting of individual customers.

Figure 4.1a: Where Slaughterhouses reported distributing meat within the domestic market (chart)



*Other UK includes those sent to Smithfield, other butchers, individual customers, restaurants and other UK destinations.

Figure 4.1b: Where Slaughterhouses reported distributing meat within the domestic market (table)

Species (number)	Northern Ireland	Wholesale Trader	Wholesale Trader for Export	Supermarket	Other UK*	Not known
Cattle (36,168)	1%	11%	2%	6%	10%	69%
Calves (1,553)	-	15%	22%	-	23%	39%
Sheep (205,994)	-	17%	9%	6%	19%	50%
Goats (331)	-	17%	-	-	37%	46%

Species (number)	Northern Ireland	Wholesale Trader	Wholesale Trader for Export	Supermarket	Other UK*	Not known
Horses (0)	-	-	-	-	-	-
Pigs (161,748)	-	16%	3%	16%	32%	33%
Meat chickens (18,373,925)	1%	39%	3%	35%	8%	14%
Spent Hens (493,761)	-	20%	40%	-	27%	13%
Turkeys (136,341)	1%	23%	8%	67%	1%	-
Other Poultry (189,516)	-	14%	-	85%	1%	-

*Other UK includes those sent to Smithfield, other butchers, individual customers, restaurants and other UK destinations.

Looking at meat exported and where it was exported to (see Figures 4.1c and Annex C):

- 33 of 115 beef cattle slaughterhouses reported some of their beef was to be exported, either via domestic wholesalers for export or directly. Whilst destination distributions are unclear, EU exports are noted as a significant proportion as well as some non-EU destinations included USA, Japan, South Africa, UAE, Canada.
- Only 1 of 17 calf slaughterhouses reported exports over the surveyed period, with 100% of the outputs destined for Poland.
- 24 of 115 sheep slaughterhouses reported that they exported, either directly or via a domestic wholesaler. Most sheep exports reported were to be exported to the EU, with remaining destinations unspecified.
- 11 of 79 pig slaughterhouses reported exports. Included in this figure are all eight slaughterhouses carrying out high concentration CO2 stunning of pigs, that account

for the 90% of domestic production. Recorded exports were sent to EU and non-EU destinations.

- 9 of 43 meat chicken slaughterhouses reported exporting outputs either directly or via domestic wholesalers for export. 2 spent hen slaughterhouses reported exports whilst only 1 turkey slaughterhouse reported exports. This accounts for 21% of meat chicken slaughterhouses, 40% of spent hen slaughterhouses and 11% of turkey slaughterhouses. Broilers were commonly exported to the EU. Spent hen exports were largely distributed to the EU or to Africa. Turkeys were only exported to the EU over the surveyed period

Figure 4.1c: The percent of slaughterhouses reporting exports (directly, via a wholesaler, or both)

Species	% of slaughterhouses reporting exports of that species
Cattle	29%
Calves	6%
Sheep	21%
Goats	0%
Horses	-
Pigs	14%
Meat chickens	21%
Spent Hens	40%
Turkeys	11%
Other Poultry	0%

Were there differences in where the meat was distributed between stun and non-stun methods of slaughter?

The table in this section highlights the proportion of different stun and non-stun slaughterhouses producing meat for export.

- 97% of UK meat production was stun slaughter and 3% by non-stun methods.
- The majority of slaughterhouses, practice stun methods of slaughter. Of halal non-stun slaughterhouses, 2 cattle slaughterhouses and 5 lamb slaughterhouses reported some exported non-stun meat products. No shechita slaughterhouses reported any meat products destined for export. No non-stun poultry meat was reported as destined for export over the survey period.
- Non stun halal sheep slaughterhouses that reported exports had larger throughputs than the cattle equivalents, with destinations still recorded as either EU or unspecified.
- No shechita slaughterhouses reported any slaughtered meat products destined for export.

Figure 4.2: The proportion of slaughterhouses utilising each method which report the export of meat produced using that method

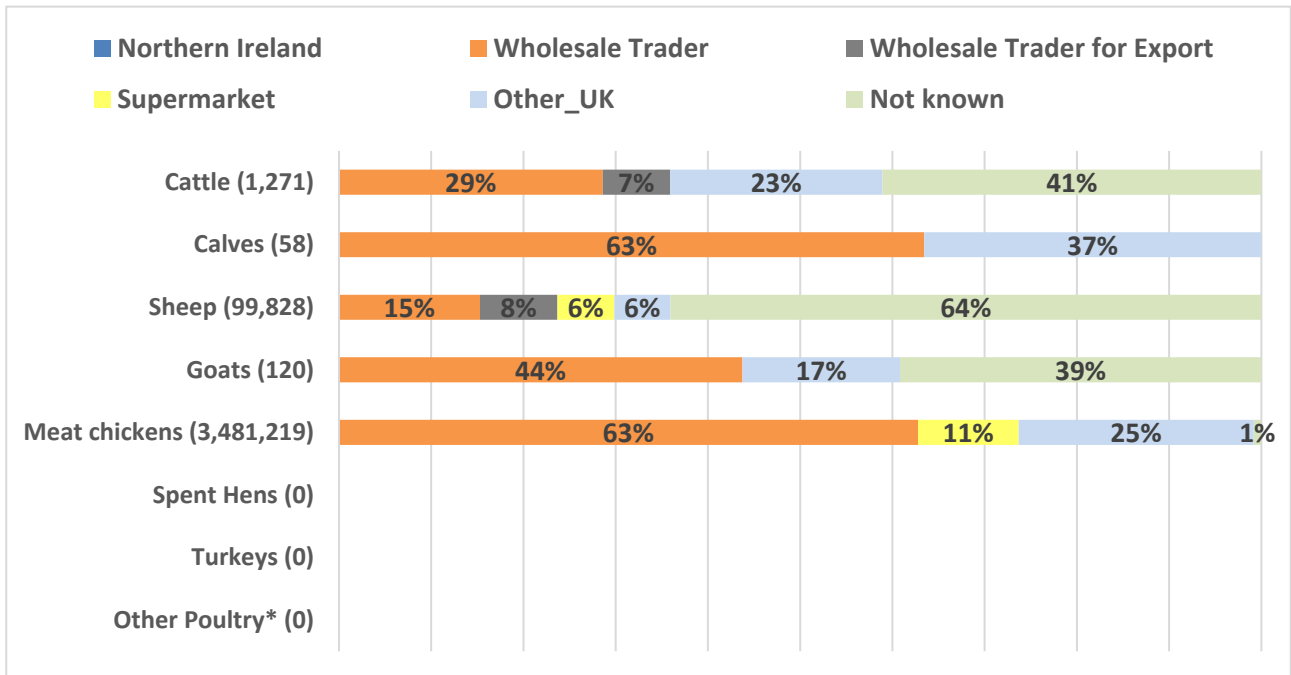
Species (total slaughterhouses)	Standard	Halal stun	Halal non-stun	Shechita
Cattle (115)	26%	33%	50%	0%
Calves (17)	7%	0%	0%	0%
Sheep (115)	10%	46%	42%	0%
Goats (29)	0%	0%	0%	0%
Horses (0)	-	-	-	-
Pigs (79)	13%	-	-	-
Meat chickens (43)	33%	0%	0%	0%

Species (total slaughterhouses)	Standard	Halal stun	Halal non-stun	Shechita
Spent Hens (5)	67%	0%	0%	0%
Turkeys (9)	17%	0%	0%	0%
Other Poultry (6)	0%	0%	0%	0%

For Halal slaughter, does the destination of the meat differ between stun and non-stun slaughter methods?

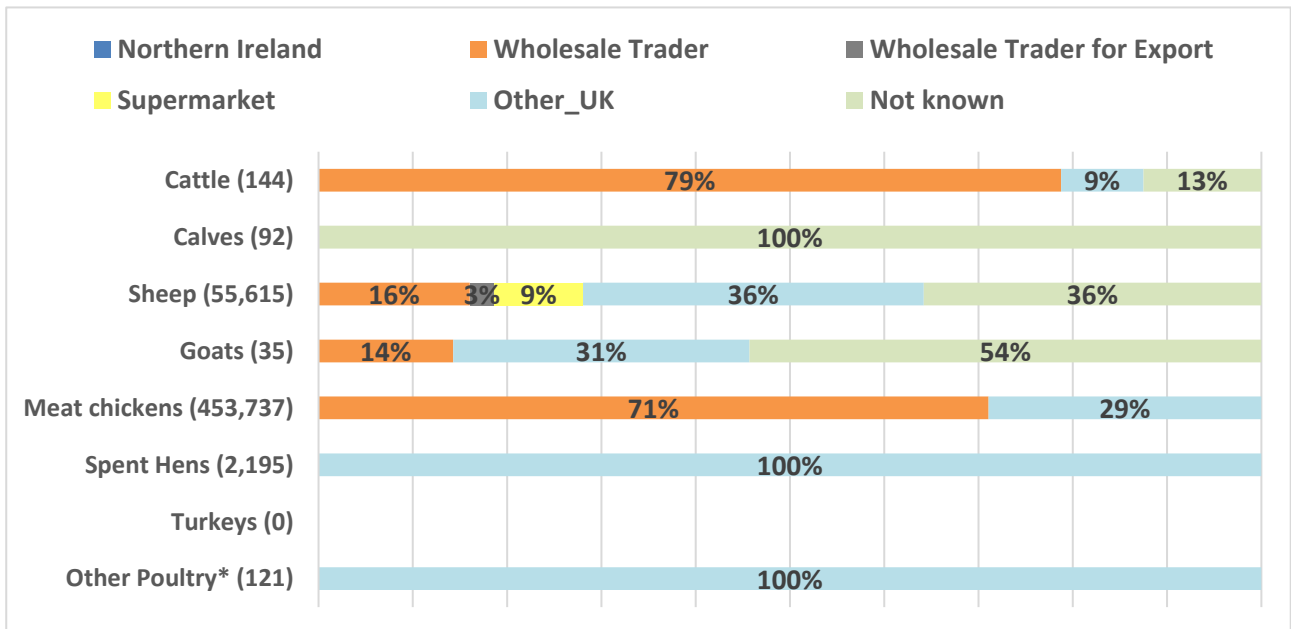
- Halal stun and non-stun slaughter methods are most prominently observed in sheep and meat chicken production.
- Of domestically distributed halal stun sheep meat 23 % was reported to go to wholesalers and supermarkets and 6% to other domestic destinations. 8% is distributed to a wholesale retailer for export. However, most domestic destinations (64%) were recorded as unspecified.
- 36% of domestically distributed non-stun halal sheep meat was recorded with an unspecified destination. A significant proportion went to other UK destinations (36%) of which the majority was to specialist domestic butchers. 3% of domestic distribution was intended for export via wholesaler. 16% was destined for wholesale trader for domestic sale with 9% destined for UK supermarkets.
- Of domestically distributed halal stun meat chicken, destinations were almost entirely split between wholesale trader for domestic distribution (63%), supermarkets (11%) or other UK destinations, mainly restaurants and butchers (25%). The composition of halal non-stun meat chicken domestic distribution was very similar; however, supermarkets are not a recorded destination for halal non stun meat chickens.

Figure 4.4a: Where the meat was reported to be distributed to, Halal stun.



*Other UK includes those sent to Smithfield, other butchers, individual customers, restaurants and other UK destinations.

Figure 4.4b: Where the meat was reported to be distributed to, Halal non-stun.



*Other UK includes those sent to Smithfield, other butchers, individual customers, restaurants and other UK destinations

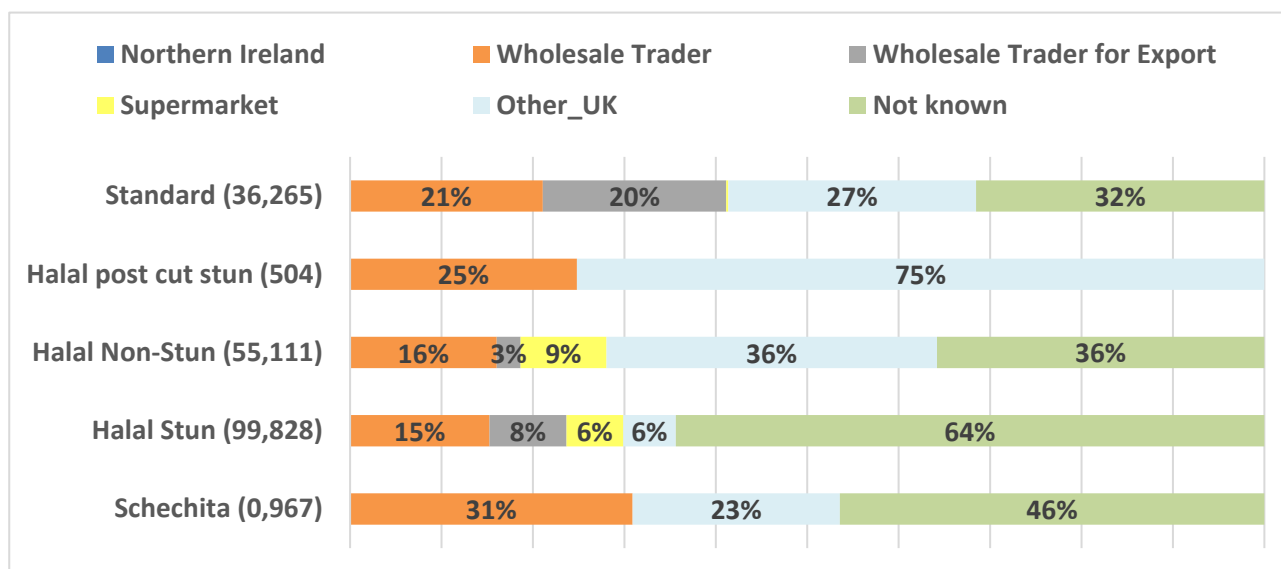
Sheep and goats by method of slaughter and distribution

This section looks at sheep and goats in more detail for being the animal species with the largest proportion of non-stun slaughter, 29% for sheep and 11% for goat.

Sheep:

- 29% of sheep were slaughtered by non-stun methods compared with 22% in 2022. The majority of this total was halal non-stun slaughter. Some limited shechita slaughter also took place.
- Non-stun sheep meat was reported to be exported to EU countries of France, Netherlands, Belgium and Germany via wholesale traders.
- 82% of total sheep were slaughtered by religious slaughter, mainly by halal methods. 54% was by halal stun methods and 28% by halal non-stun and less than 1% by shechita slaughter methods.

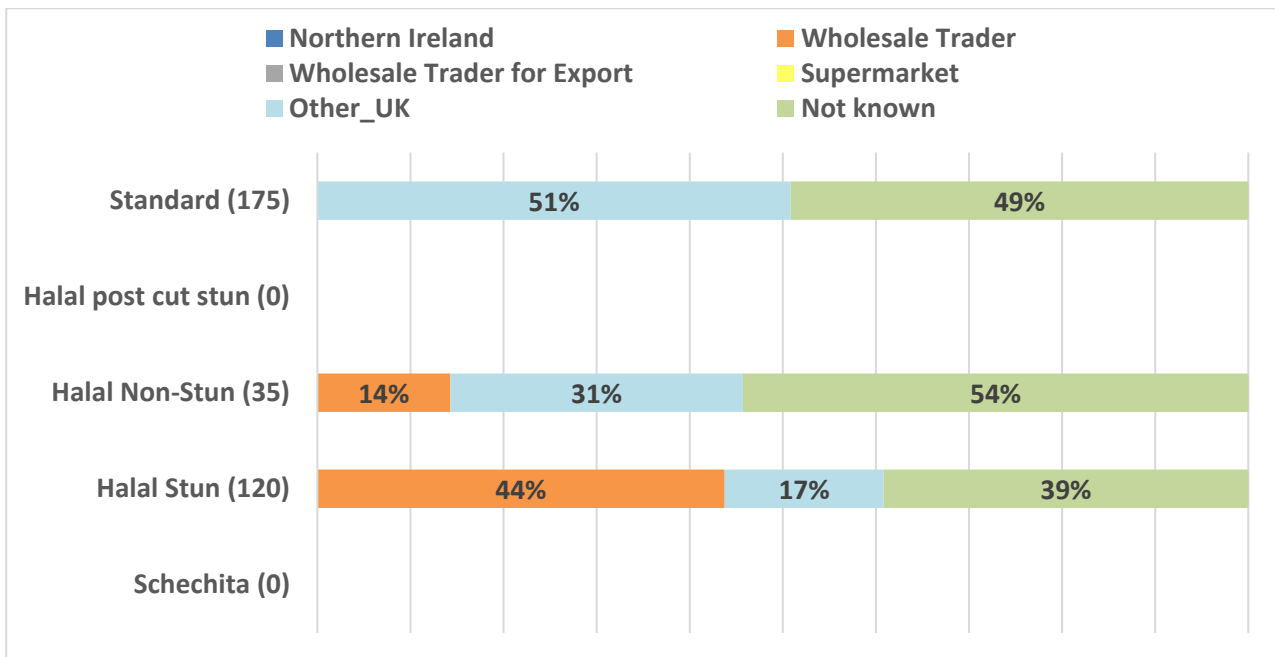
Figure 4.6: Sheep meat, by slaughter method and reported initial domestic destination



Goats:

- 11% of goats were slaughtered by non-stun methods and all were reported to be distributed in the UK. 37% was slaughtered by halal stun methods and 53% by standard slaughter methods.
- Of the limited volume of halal non-stun goat meat recorded in the surveyed period, 14% went to wholesale traders for domestic sale, 31% to other UK destinations (generally individual customers), and 54% had an unspecified domestic destination.

Figure 4.7: Goats, by slaughter method and reported initial domestic destination



5. Third party assurance schemes and certification bodies

How many slaughterhouses are members of third-party assurance schemes?

- 63% of slaughterhouses declared that they were members of at least one third-party assurance scheme (50% in 2022). The most common schemes are shown in Figure 5.1. Slaughterhouses can typically be members of several schemes which is why the percentages do not add up to 100%.
- 79% of poultry and 58% of red meat slaughterhouses reported that they were members of at least one third party assurance scheme.
- The Red Tractor and the British Retail Consortium (BRC) are the most prominent third-party assurance schemes, having 37% and 18% of slaughterhouses as reported members, respectively.

Figure 5.1a: Proportion of standard slaughterhouses which reported as members of third-party assurance schemes (chart)

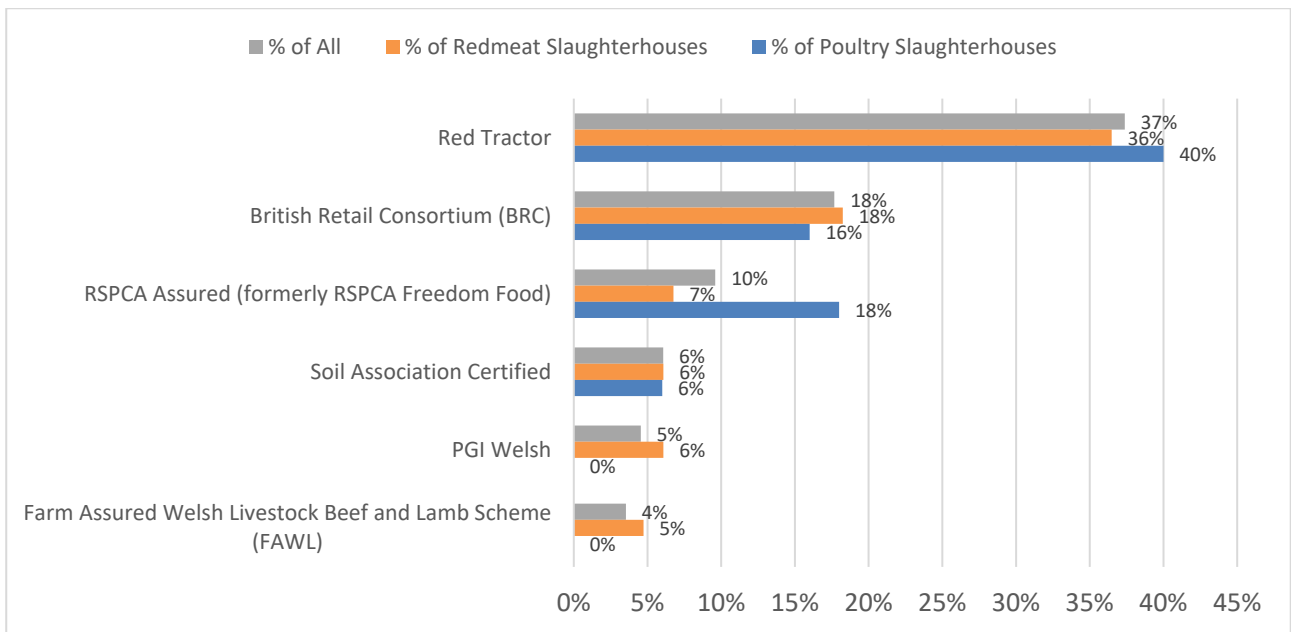


Figure 5.1b: Number of standard slaughterhouses which reported as members of certain third-party assurance schemes (table)

Third party assurance scheme	Red meat slaughterhouse	Poultry slaughterhouse	Total
Red Tractor	54	20	74
British Retail Consortium (BRC)	27	8	35
RSPCA Assured (formerly RSPCA Freedom Food)	10	9	19
Soil Association Certified	9	3	12
PGI Welsh	9	0	9
Farm Assured Welsh Livestock Beef and Lamb Scheme (FAWL)	7	0	7

Third party assurance scheme	Red meat slaughterhouse	Poultry slaughterhouse	Total
All slaughterhouse which are members of at least one scheme	76	27	103
All slaughterhouse which are not members of any schemes	61	6	67

Other assurance schemes noted by respondents included the following:

Red meat slaughterhouses

- Aberdeen Angus
- AHDB Beef and Lamb (was EBLEX)
- AHDB-QSM (Quality Standard Mark)
- BMPA Quality Assured Pork (BQAP)
- BRC Module 11: Meat Supply Chain Assurance
- Demeter biodynamic standards
- M&S Approved
- PGI West Country
- SAI Global
- Tesco Welfare Approved

Poultry slaughterhouse

- M&S Approved
- McDonald's Supplier Quality Management System (SQMS)
- Organic Farmers and Growers (OF&G)
- Tesco Welfare Approved
- SLASA (Safe and Local Supplier Approval)

Which certification bodies are Halal and Shechita slaughterhouses certified with?

The certification bodies reported to be used by Halal and Shechita slaughterhouses are shown in Figures 5.2 – 5.4 below.

Figure 5.2: Number of slaughterhouses by certification body, stun Halal slaughter

Certification body	Number of slaughterhouses
Halal Food Authority (HFA)	9
Halal Certification Organisation	8
Other	9
Halal Monitoring board	3
Self-certified	3
Cardiff Halal	1
Halal - RACS	1
Halal by Sharia	2
Halal Consultations	1
Middlesbrough Mosque	1
RACS for sheep	1
The Institute of Islamic Jurisprudence (IIJ)	1

Figure 5.3: Number of slaughterhouses by certification body, non-stun Halal slaughter

Certification body	Number of slaughterhouses
Halal Monitoring Committee (HMC)	18
Self-certified	3

Figure 5.4: Number of slaughterhouses by certification body, Shechita slaughter

Certification body	Number of slaughterhouses
The London Board for Shechita	7
Manchester Beth Din (MBD)	2
Kedassia	2
Manchester Shechita Board	1
Rabbis of the Union of Orthodox	1
Federation	1
Machzikei Hadass Communities	2
Shechita UK	1

Annex A: Definitions

For the purposes of this report slaughter methods are classified as being stun or non-stun as specified in the table below:

Figure A1: Stun and non-stun slaughter methods by species

Species	Stun method	Non-stun method
Cattle	Free bullet, captive bolt, Jarvis box and Halalstun.	Halal post cut stun, Halal non-stun and Shechita method.
Calves	Free bullet, captive bolt, electronarcosis and Halal stun	Halal post cut stun, Halal non-stun and Shechita method.
Sheep and Goats	Free bullet, captive bolt, electronarcosis (headonly), electronarcosis (head to body) and Halal stun.	Halal post cut stun, Halal non-stun and Shechita method.
Pigs	Free bullet, gas – high concentration CO2, other gas mixtures, electronarcosis (head only), electronarcosis (head to body) and captive bolt.	N/A
Horses	Free bullet and captive bolt.	N/A
Meat chickens Spent Hens Turkeys Other Poultry	CO2 in two phases, other gas mixtures, electrical stunning (head only), water bath (Annex 1 compliant) and Halal water bath (Annex 1 compliant).	Halal non-stun, Halal water bath (non-Annex 1 compliant), other non-Annex 1 compliant methods and Shechita method.

Annex B: Data issues

Checks have been applied across the various responses and any inconsistencies found were queried with the OVs to correct them. However, the accuracy of the results is reliant on the data provided by the FBO through the OVs. Some specific issues with the survey or wider issues which may have implications for the reliability of the analysis in this report are outlined below:

1. Many of the questions in the survey were not mandatory e.g., the destination of the meat after slaughter. Therefore, in some cases the information requested was not provided or incomplete. In cases where information about the destination of the meat was not provided, this meat was put into an “Unknown” (unspecified) category.
2. The survey asked for the percentages of meat sent to the various UK destinations (including “wholesale trader for export”), including a direct export question, but no percentage split; therefore, true domestic distribution and export volumes are not quantified in this report.
3. For the questions where percentages were asked for it appears as though some figures were rounded while others were not. As a result, the figures may for example sum to more than 100%. To resolve this issue percentages for individual slaughterhouses were rounded to the nearest whole percentage point.
4. While the breakdown by slaughter method was given according to the numbers of animals slaughtered, the breakdown by the destination of the resulting meat was given as proportions of the total tonnage. As a result, we are assuming that if, for example the same number of animals were slaughtered by two different methods then these two methods would be producing a similar amount of meat for consumption. Some reasons why this assumption may not hold are:
 - a. For the Shechita slaughter of cattle, calves, sheep and goats, the hindquarters are not used for Kosher consumption. For the question asking for the destination of the hind quarters no meaningful information was provided. Therefore, it is unclear whether hind quarters are generally sent on for wider consumption.
 - b. Some methods of slaughter may tend to use smaller animals than others. Therefore, just because the same number of animals were slaughtered by two different methods, this does not necessarily mean that both methods are producing a similar amount of meat.

In addition to this if the same amount of meat from the same slaughter method was sent to two different destinations, then this would equate to the same number of animals going to each destination. This may not be the case as one destination may tend to get smaller animals than the other.

5. There are differences in the numbers of animals slaughtered between the survey and the FSA's throughput charging database. The largest being for calves where the charging figures provided are roughly 15% higher in comparison with the survey feedback. Table B1 below gives the number of animals slaughtered by species over the survey period by both sources of data.

Figure B1: A comparison of the reported number of animals slaughtered, between the FSA throughput charging database and the responses to the slaughter methods survey 2024

Species	FSA throughput charging database	Slaughter Sector Survey 2024	% Difference
Cattle	35,597	36,168	-1.6%
Calves	1,825	1,553	17.5%
Sheep	208,383	205,994	1.2%
Goats	341	331	3.0%
Horses	0	0	0.0%
Pigs	160,090	161,748	-1.0%
Poultry*	18,969,352	19,057,202	-0.5%
Turkeys	133,145	136,341	-2.3%

*Poultry includes meat chicken, spent hens and other poultry

Annex C: The countries reported to be exported to

Figure C1: Number of slaughterhouses mentioning each country as a destination for standard slaughter red meat

Standard cattle: Country	Standard cattle: Number	Standard calves: Country	Standard calves: Number	Standard sheep: Country	Standard sheep: Number	Standard sheep: Country	Standard sheep: Number	Standard pigs: Country	Standard pigs: Number
Japan	8	Poland	1	France	2			China	4
Ireland	6			Netherlands	2			Philippines	4
Netherlands	5			Germany	1			South Africa	3
Canada	4			Hong Kong	1			United States	3
Philippines	4			Italy	1			Germany	2
United States	3			Japan	1			Netherlands	2

Standard cattle: Country	Standard cattle: Number	Standard calves: Country	Standard calves: Number	Standard sheep: Country	Standard sheep: Number	Standard sheep: Country	Standard sheep: Number	Standard pigs: Country	Standard pigs: Number
France	2			United States	1			South Korea	2
Singapore	2							Canada	1
Belgium	1							Chile	1
Ghana	1							Dominican Republic	1
Hong Kong	1							DR Congo	1
Italy	1							France	1
Poland	1							Hong Kong	1
South Africa	1							Singapore	1
Spain	1							Spain	1
Sweden	1								

Standard cattle: Country	Standard cattle: Number	Standard calves: Country	Standard calves: Number	Standard sheep: Country	Standard sheep: Number	Standard sheep: Country	Standard sheep: Number	Standard pigs: Country	Standard pigs: Number
United Arab Emirates	1								

Figure C2: Number of slaughterhouses mentioning each country as a destination for religious slaughter red meat

Halal Post Cut Stun Cattle: Country	Halal Post Cut Stun Cattle: Number	Halal Stunned Cattle: Country	Halal Stunned Cattle: Number	Halal Post Cut Stun Sheep: Country	Halal Post Cut Stun Sheep: Number	Halal Non-Stun Sheep: Country	Halal Non-Stun Sheep: Number	Halal Stunned Sheep: Country	Halal Stunned Sheep: Number
Canada	1	Netherlands	2	Germany	3	Belgium	2	Japan	15
Ireland	1	Canada	1	France	2	France	1	Chile	3
Japan	1	Ireland	1	Belgium	1	Germany	1	China	3
Netherlands	1	Japan	1	Italy	1	Netherlands	1	France	1
Singapore	1	Singapore	1	Netherlands	1	Not Known	1	Ghana	1
United Arab Emirates	1	United Arab Emirates	1					Ivory Coast	1
United States	1	United States	1					Taiwan	1

Figure C3: Number of slaughterhouses mentioning each country as a destination for standard slaughter poultry

Standard meat chickens: Country	Standard meat chickens: Number	Standard spent hens: Country	Standard spent hens: Number	Standard turkeys: Country	Standard turkeys: Number	Standard Other Poultry: Country	Standard Other Poultry: Number
Netherlands	3	Gabon	2	Germany	1		
Belgium	2	Hong Kong	1				
Gabon	2	Liberia	1				
Hong Kong	2	Benin	1				
Liberia	2	South Africa	1				
Not Known	2						
Benin	1						
Bolivia	1						
France	1						
Germany	1						
Ireland	1						

Standard meat chickens: Country	Standard meat chickens: Number	Standard spent hens: Country	Standard spent hens: Number	Standard turkeys: Country	Standard turkeys: Number	Standard Other Poultry: Country	Standard Other Poultry: Number
Portugal	1						
Romania	1						
South Africa	1						

There were no country destinations noted for exported religious slaughtered poultry

Annex D: Flowcharts detailing each method of slaughter, by species

Information in Chapter 3 in flowchart form

Figure D1: Slaughter methods for Cattle. Some sites carry out multiple methods so numbers may not always tally.

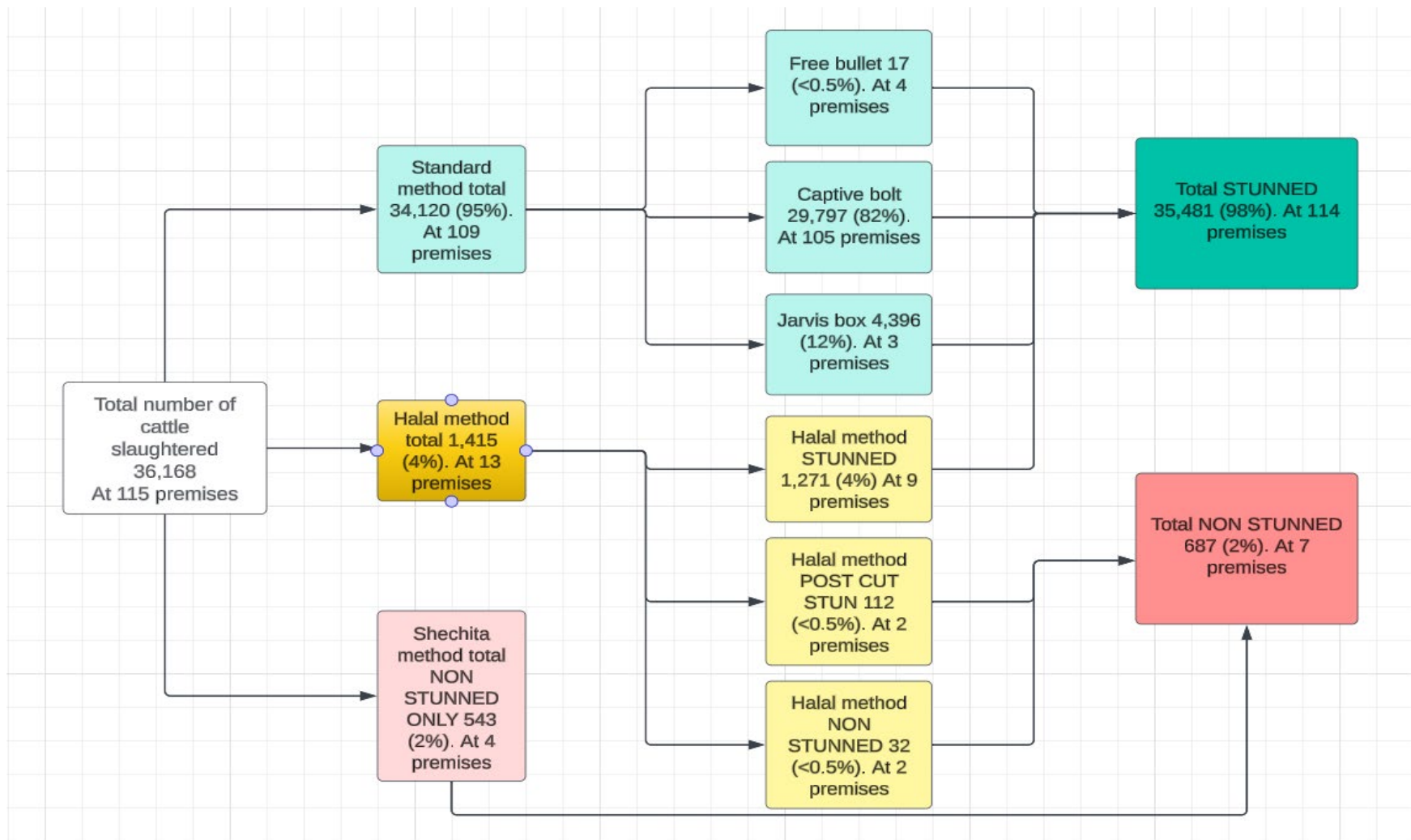


Figure D2: Slaughter methods for Calves. Some sites carry out multiple methods so numbers may not always tally.

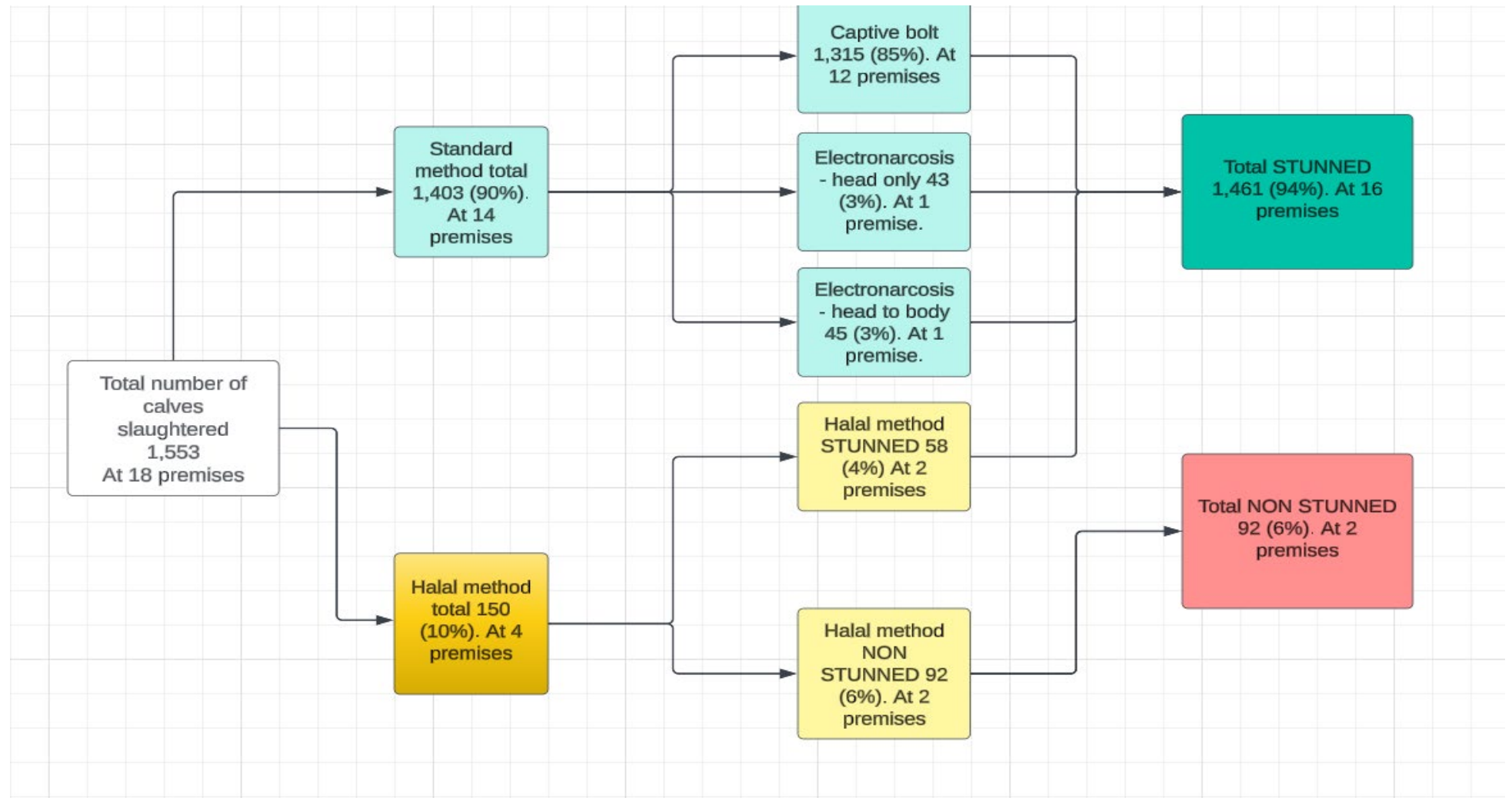


Figure D3: Slaughter methods for Sheep. Some sites carry out multiple methods so numbers may not always tally.

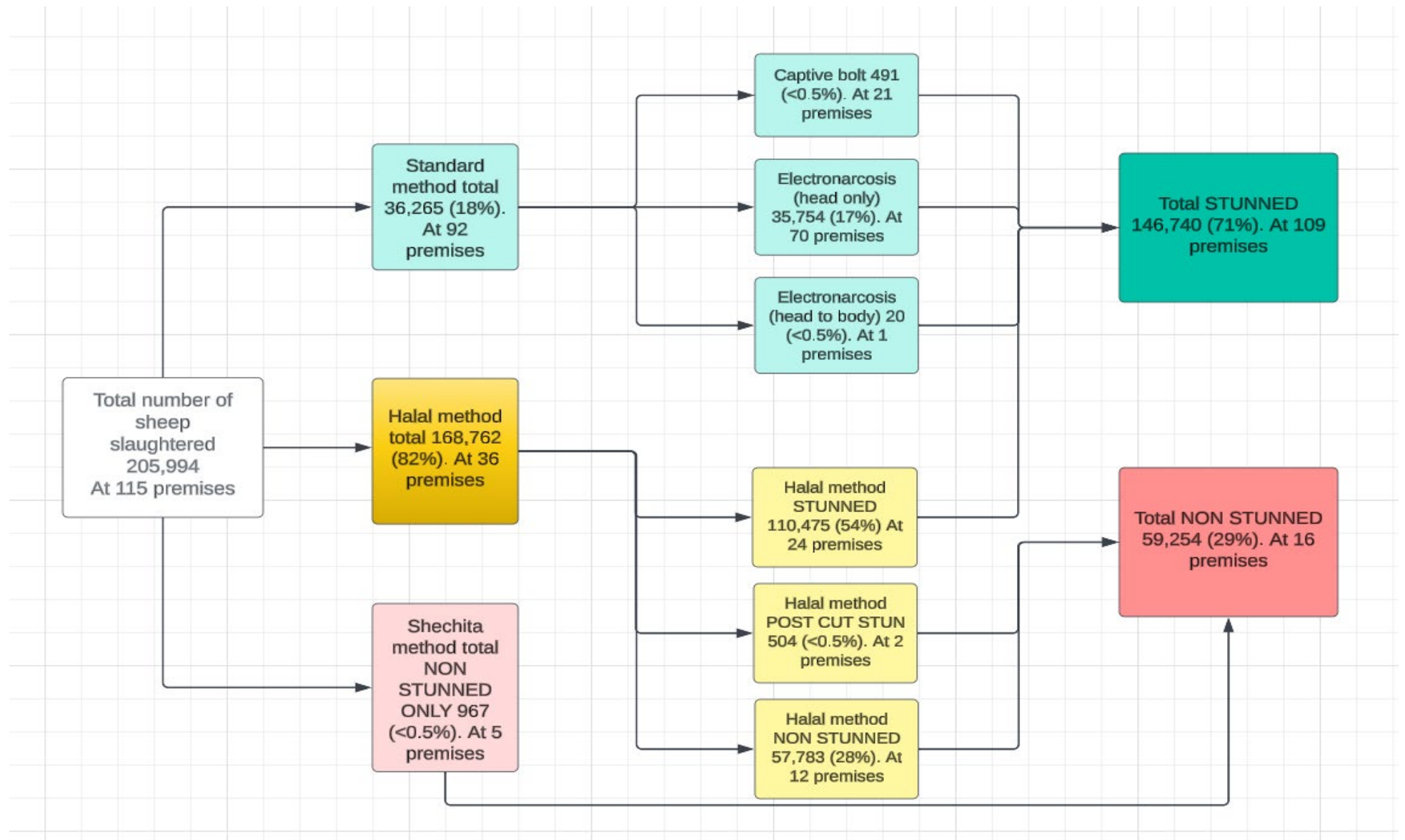


Figure D4: Slaughter methods for Goats. Some sites carry out multiple methods so numbers may not always tally.

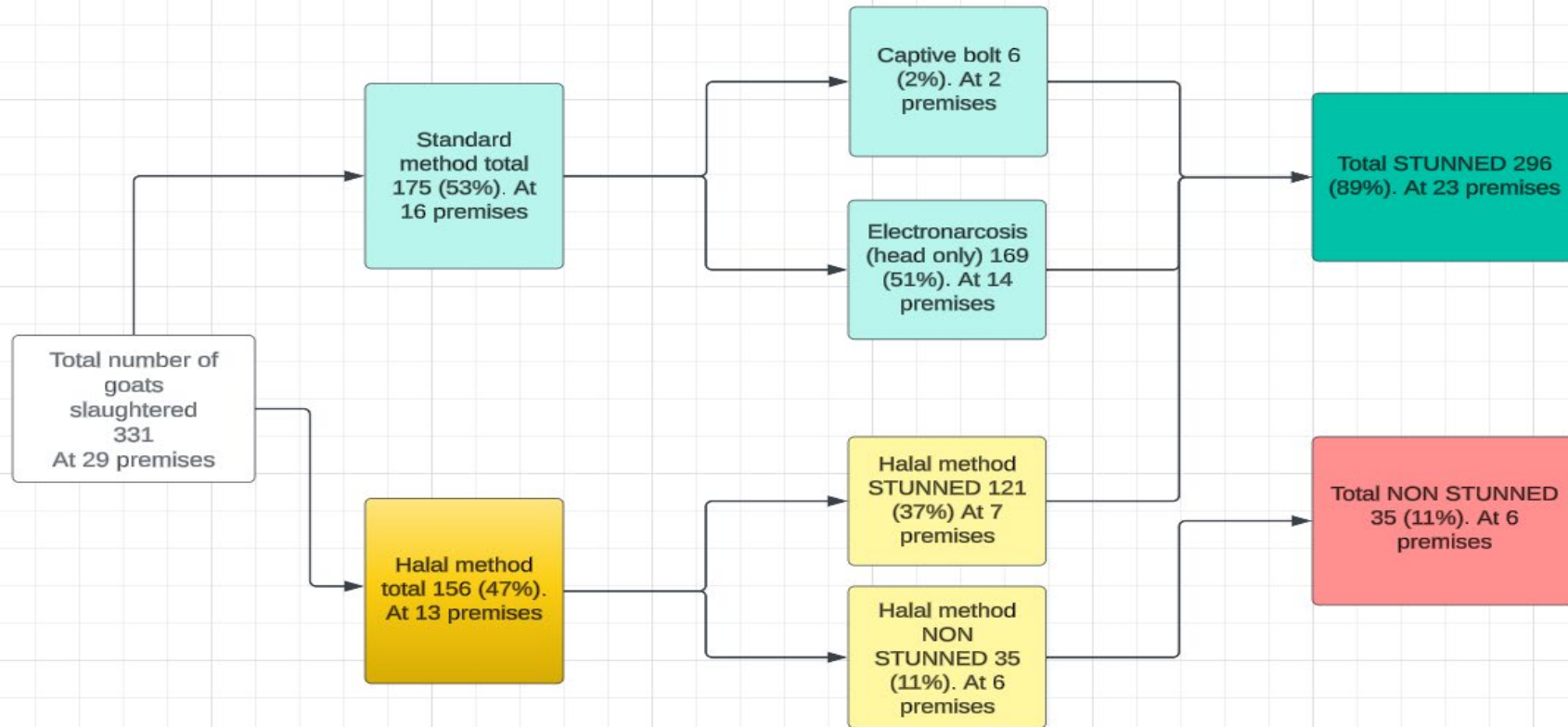


Figure D5: Slaughter methods for Pigs. Some sites carry out multiple methods so numbers may not always tally.

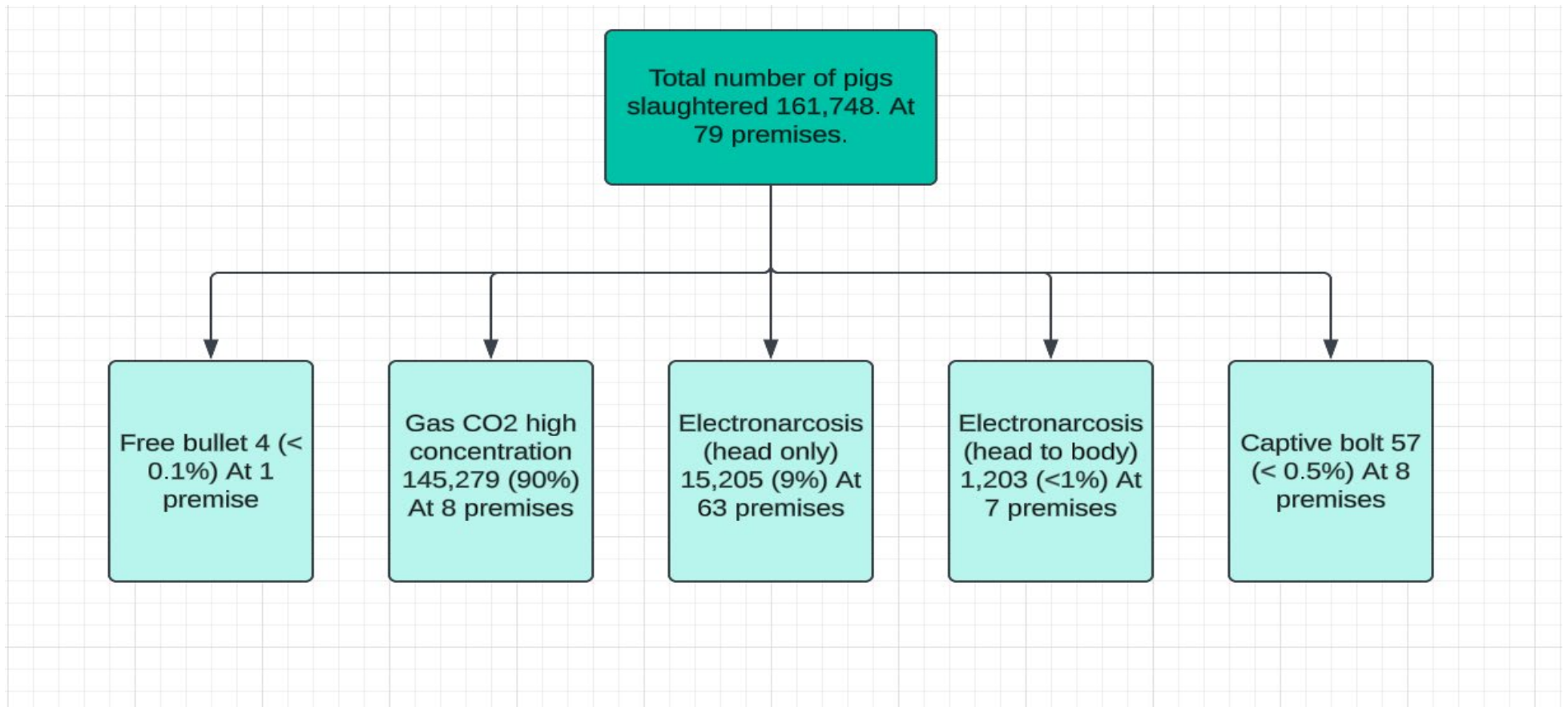


Figure D6: Slaughter methods for Meat chickens. Some sites carry out multiple methods so numbers may not always tally.

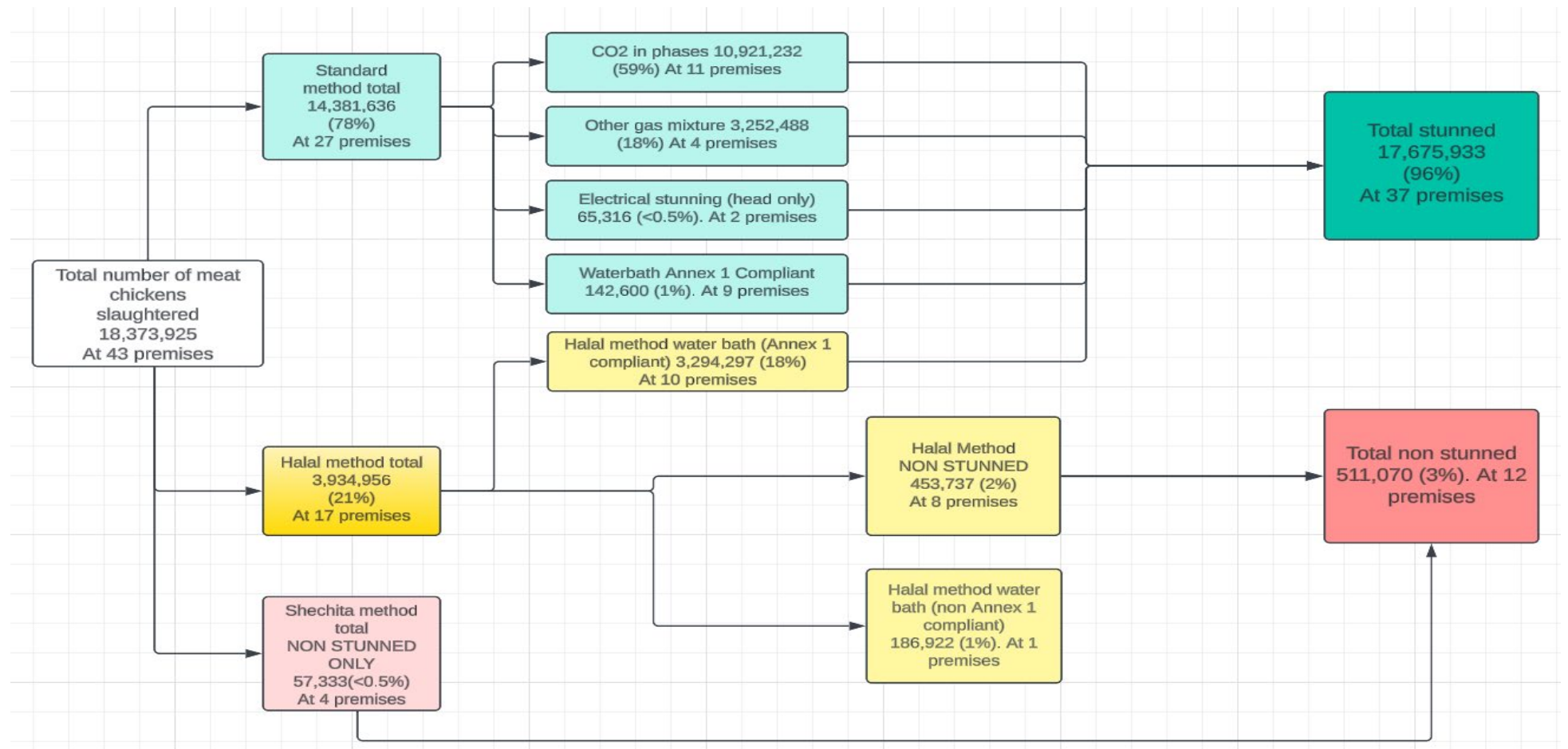


Figure D7: Slaughter methods for Spent Hens. Some sites carry out multiple methods so numbers may not always tally.

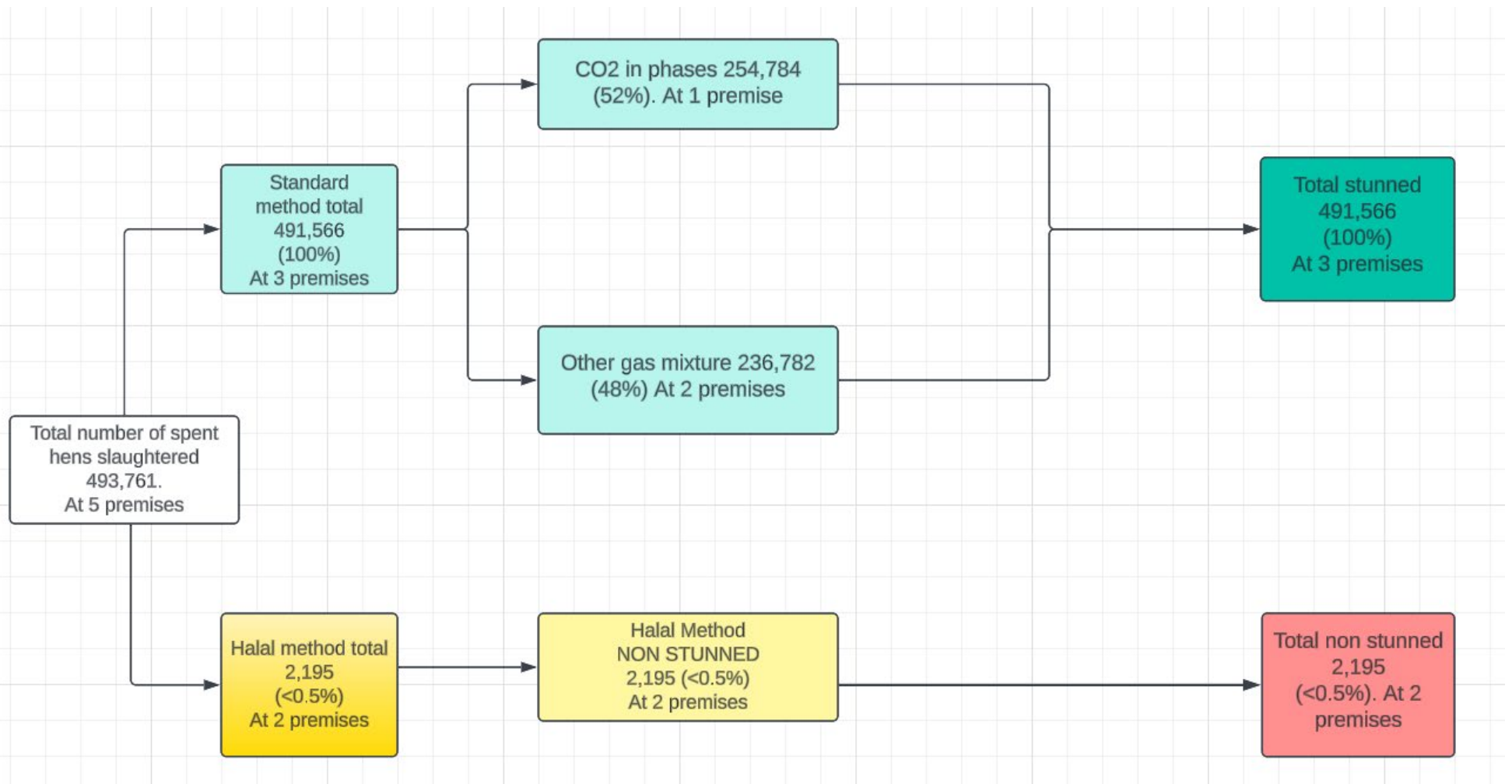


Figure D8: Slaughter methods for Turkey. Some sites carry out multiple methods so numbers may not always tally.

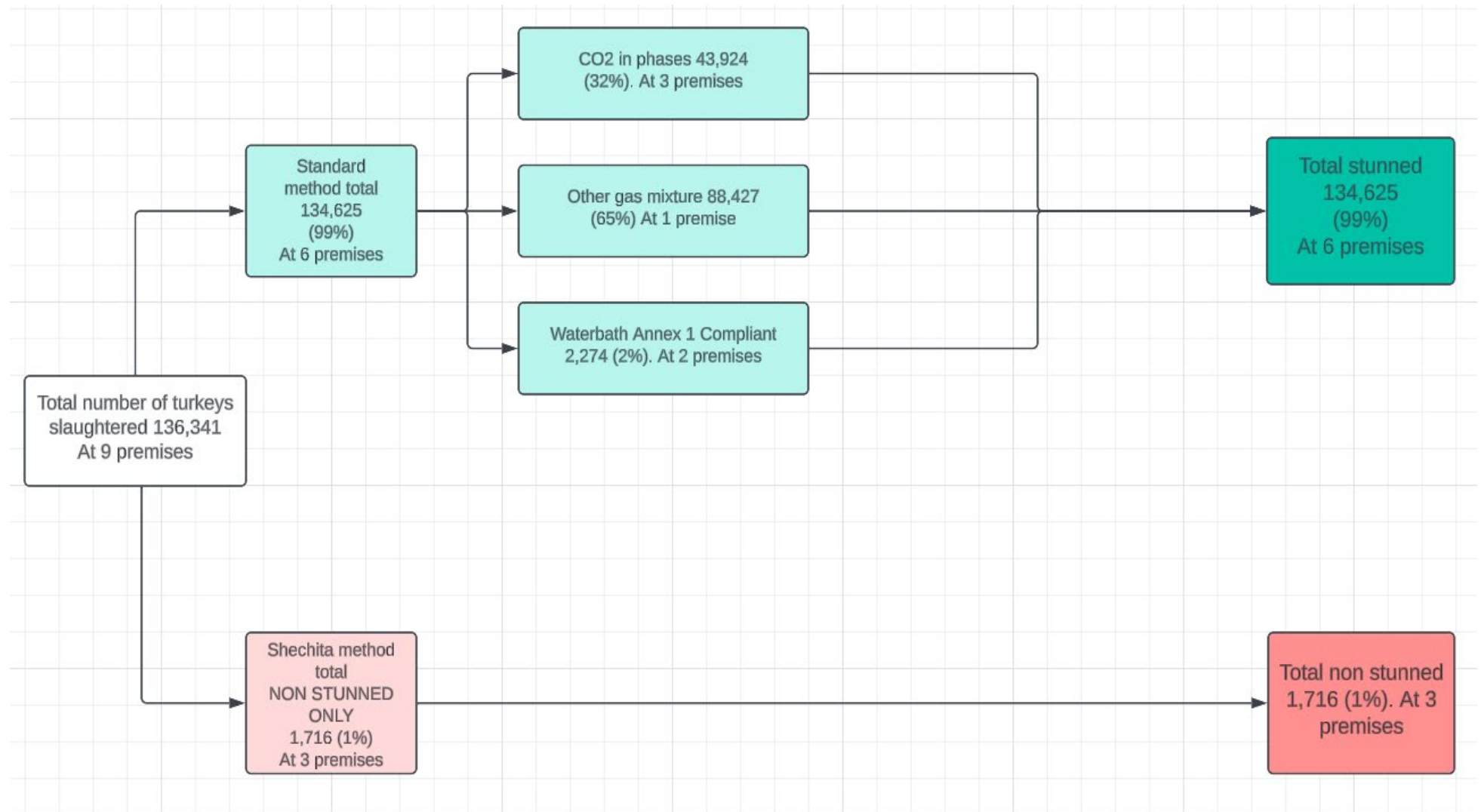


Figure D9: Slaughter methods for “Other Poultry”. Some sites carry out multiple methods so numbers may not always tally.

