



UK Health
Security
Agency

Remote Health Advice Syndromic Surveillance System Bulletin (England) 2025 Week 1

Key messages

Data reported to: 5 January 2025

During week 1, NHS 111 triaged calls and online assessments for acute respiratory infections remained stable overall, however activity continued to increase in age groups 15 years and over and in particular the 65 years and over group. Calls for vomiting decreased, following expected seasonal trends, but levels remained higher than expected for the time of year.

Please note this week's bulletin includes data up to 5 January, including one public holiday, which is expected to result in increased NHS 111 contacts. The 7-day moving averages in all charts are adjusted to account for these bank holidays.

Syndromic indicators at a glance

Table 1: The current trend (based on previous weeks, not only the current week) and the level (compared to the expected baseline), of each indicator included in this bulletin.

Indicator	Trend ¹	Level
Total NHS 111 triaged calls (Fig 1)	No trend	No baseline
Total NHS 111 online assessments (Fig 2)	Increasing	No baseline
Acute respiratory infections triaged calls (Fig 3)	No trend	Similar to baseline
Acute respiratory infections online assessments (Fig 4)	No trend	Similar to baseline
Diarrhoea triaged calls (Fig 5)	No trend	Above baseline
Diarrhoea online assessments (Fig 6)	Increasing	Above baseline
Vomiting triaged calls (Fig 7)	Decreasing	Above baseline
Vomiting online assessments (Fig 8)	No trend	Similar to baseline
Eye problems triaged calls (Fig 9)	No trend	Similar to baseline
Eye problems online assessments (Fig 10)	Increasing	Similar to baseline

¹ trend reports on the trend seen over most recent and earlier weeks

Contents

Key messages	2
Syndromic indicators at a glance.....	2
Contents.....	3
About this syndromic surveillance system.....	4
Total contacts.....	5
NHS 111 calls.....	5
NHS 111 online	7
Respiratory conditions.....	9
Acute respiratory infections NHS 111 calls.....	9
Acute respiratory infections NHS 111 online	11
Gastrointestinal conditions	13
Diarrhoea NHS 111 calls	13
Diarrhoea NHS 111 online.....	15
Vomiting NHS 111 calls.....	17
Vomiting NHS 111 online	19
Seasonal environmental conditions	21
Eye problems NHS 111 calls.....	22
Eye problems NHS 111 online	24
Notes and caveats	26
Acknowledgements	28
About the UK Health Security Agency	29

About this syndromic surveillance system

This bulletin presents data from the UK Health Security Agency (UKHSA) remote health advice syndromic surveillance system.

Syndromic surveillance can be used to:

- assess current trends
- assess current trends and levels compared to historical baselines
- compare trends between age groups/areas

Syndromic surveillance should not be used to:

- estimate total burden or number of 'cases' of a condition (see **Notes and caveats**)
- compare levels between age groups/areas

Fully anonymised, daily NHS 111 triaged call and NHS 111 online assessment data are analysed and reported here, to identify and describe trends for a variety of syndromic indicators:

- syndromic indicators include groupings such as cold/flu, fever and diarrhoea
- syndromic indicators are based on:
 - symptoms (known as the Symptom Group or Pathway) identified from both NHS 111 triaged calls and NHS 111 online assessments respectively
- **Key messages** describes any notable trends nationally (England), by age group and/or by geographical area (based on UKHSA Regions)
- the full list of syndromic indicators reported here, along with their current level and trend, are summarised in **Table 1**
- charts are provided for each syndromic indicator on a national basis, by age group and by geographical area (UKHSA Region). Each chart includes a year of data with:
 - 7-day moving averages (adjusted for weekends and bank holidays) to aid in the identification of trend
 - statistical baselines (where available) to aid in the assessment of level compared to historical expectations

For further information please see the **Notes and caveats** section.

Previous weekly bulletins from this system are available [here](#).

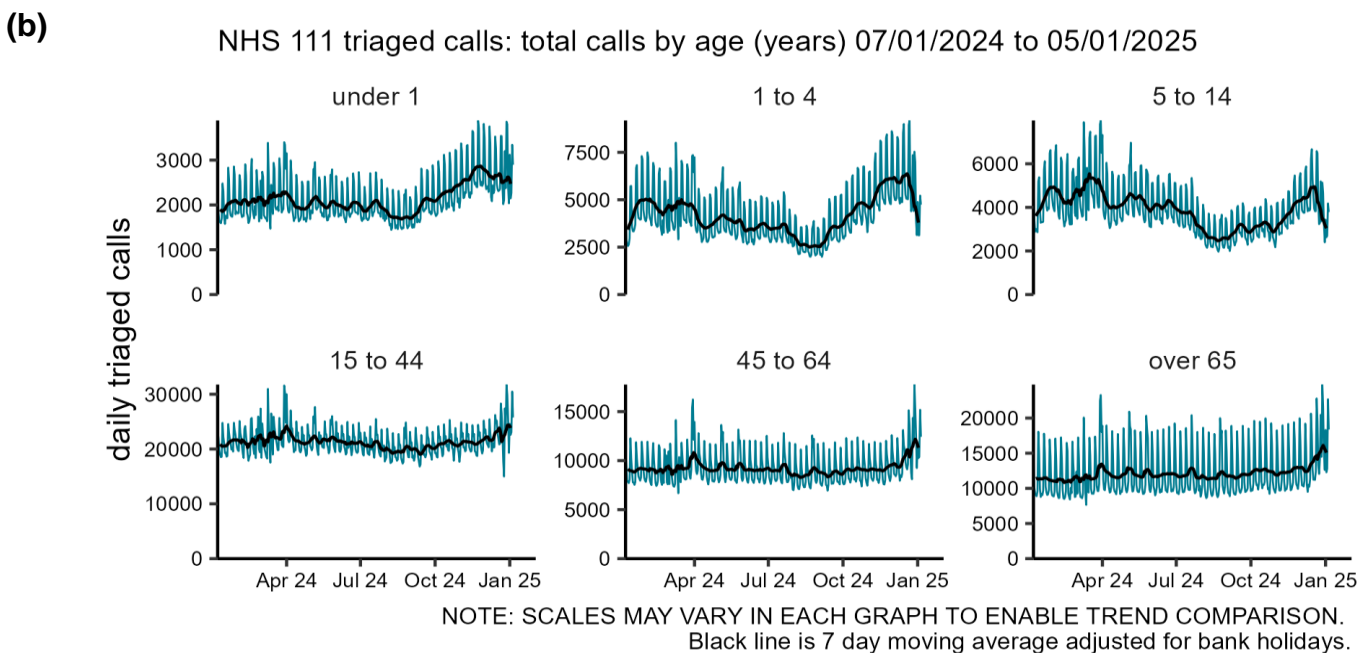
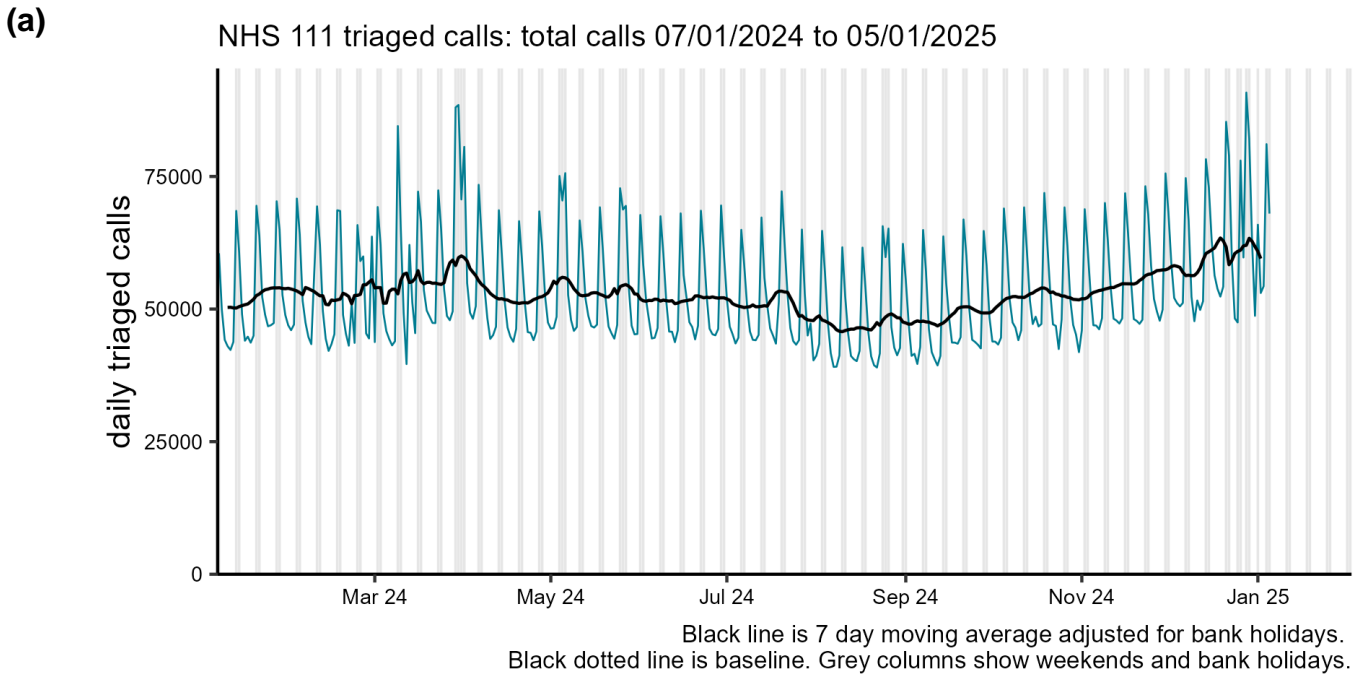
Data quality issues of note this week

A temporary technical issue affecting an NHS 111 data provider led to a reduction in triaged call totals received 9-10 December across selected regions.

Total contacts

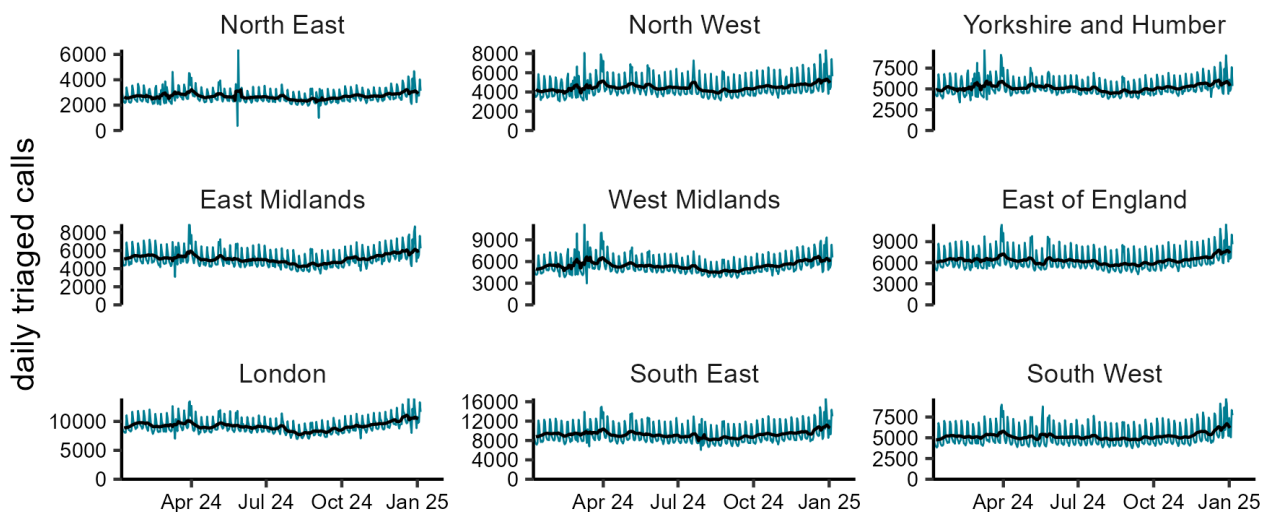
NHS 111 triaged calls

Figure 1: Daily number of NHS 111 triaged calls (with 7-day moving average adjusted for bank holidays) recorded in this syndromic surveillance system in England (a) nationally, (b) by age and (c) by UKHSA Region.



(c)

NHS 111 triaged calls: total calls by UKHSA region 07/01/2024 to 05/01/2025



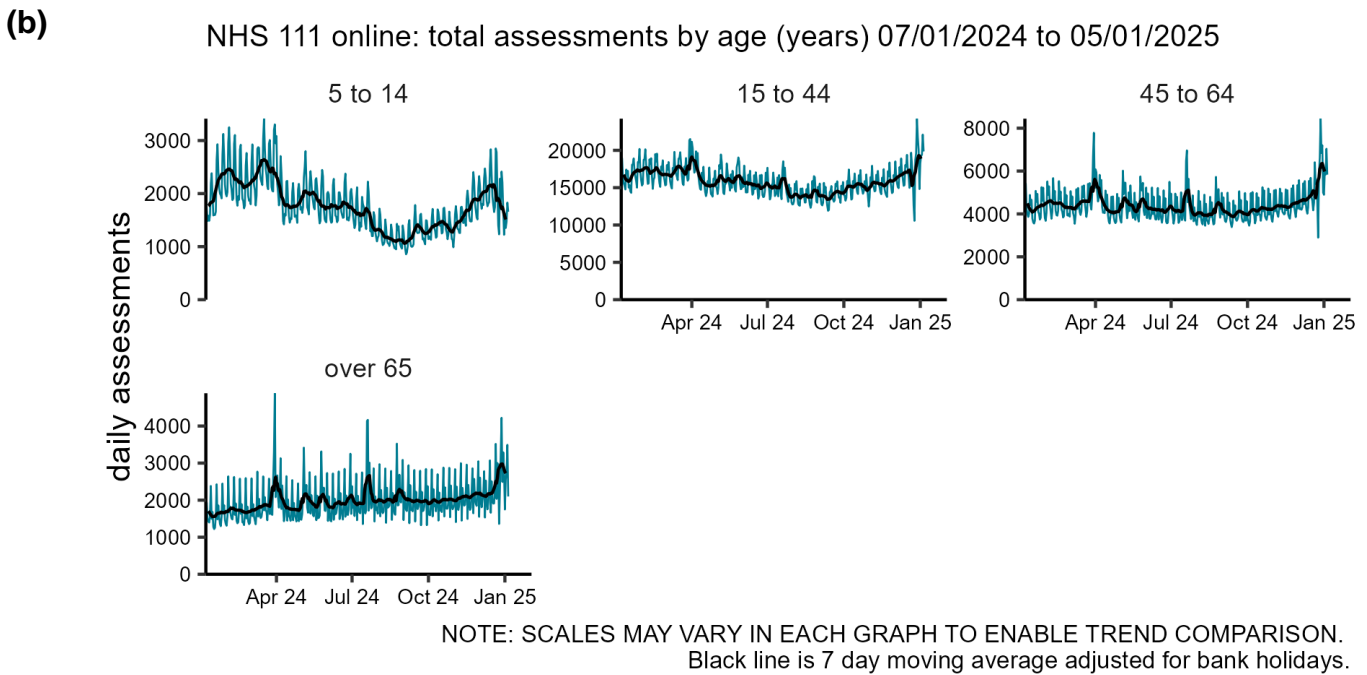
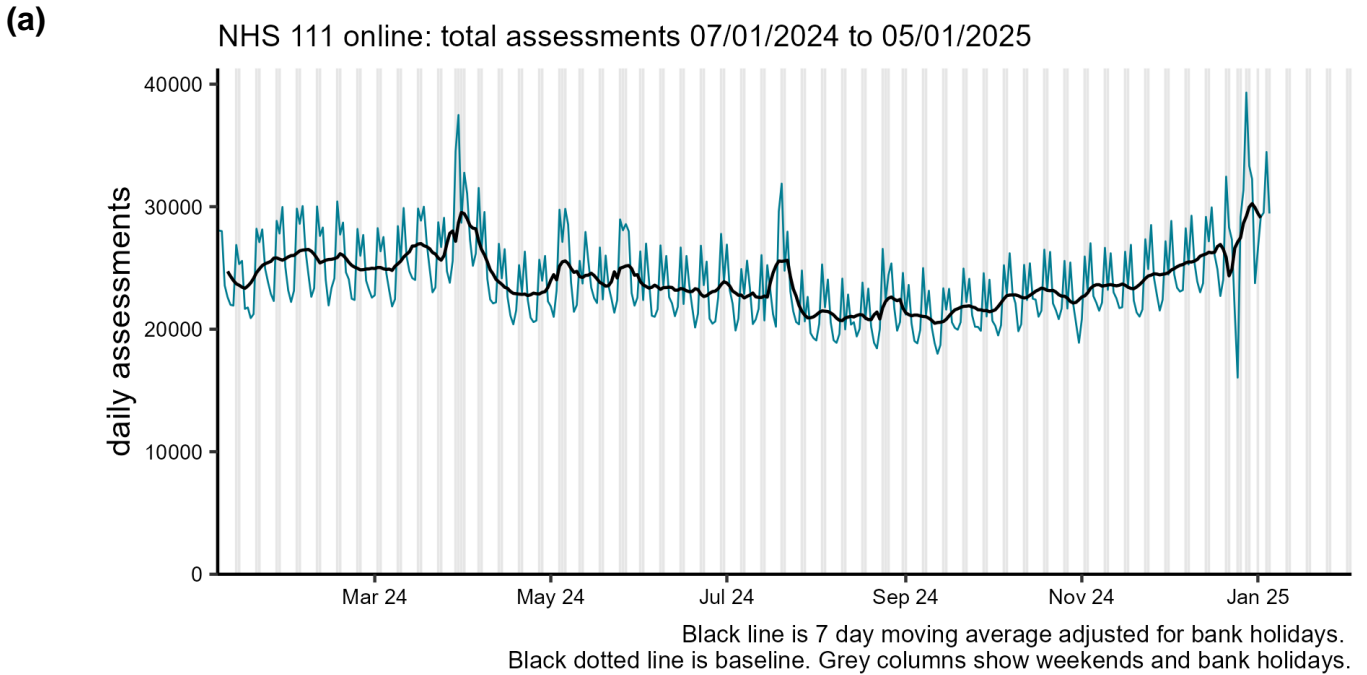
NOTE: SCALES MAY VARY IN EACH GRAPH TO ENABLE TREND COMPARISON.
 Black line is 7 day moving average adjusted for bank holidays.
 Black dotted line is baseline.

Table 2: The number of NHS 111 triaged calls in England recorded each day in the most recent week.

Date	Number of triaged calls
30 December 2024	80,858
31 December 2024	64,438
01 January 2025	82,936
02 January 2025	69,988
03 January 2025	71,228
04 January 2025	96,346
05 January 2025	80,090

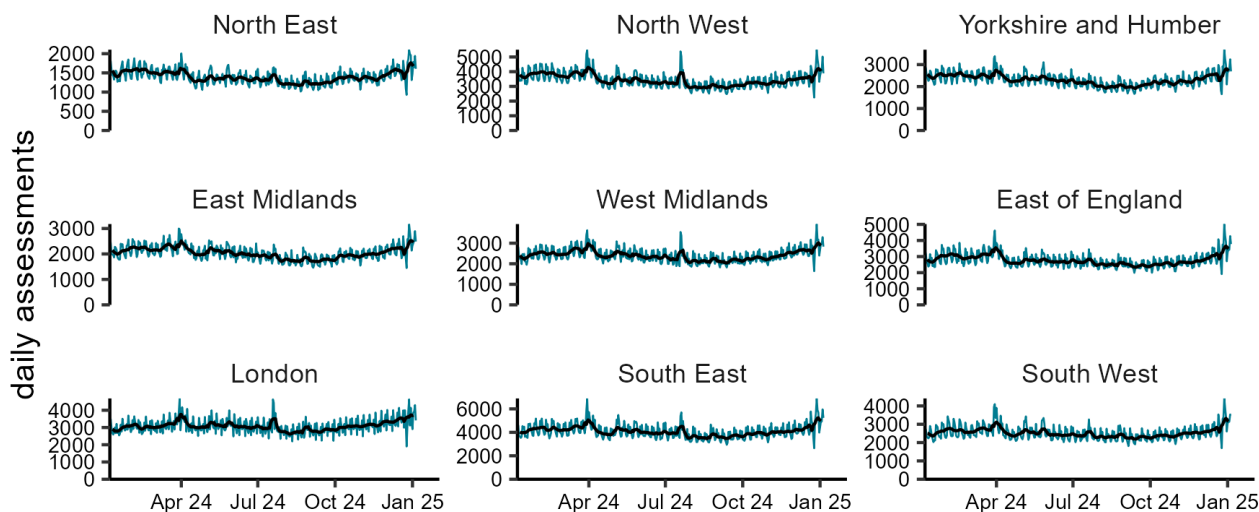
NHS 111 online

Figure 2: Daily number of completed NHS 111 online assessments (with 7-day moving average adjusted for bank holidays) recorded in this syndromic surveillance system in England (a) nationally, (b) by age and (c) by UKHSA Region.



(c)

NHS 111 online: total assessments by UKHSA region 07/01/2024 to 05/01/2025



NOTE: SCALES MAY VARY IN EACH GRAPH TO ENABLE TREND COMPARISON.
 Black line is 7 day moving average adjusted for bank holidays.
 Black dotted line is baseline.

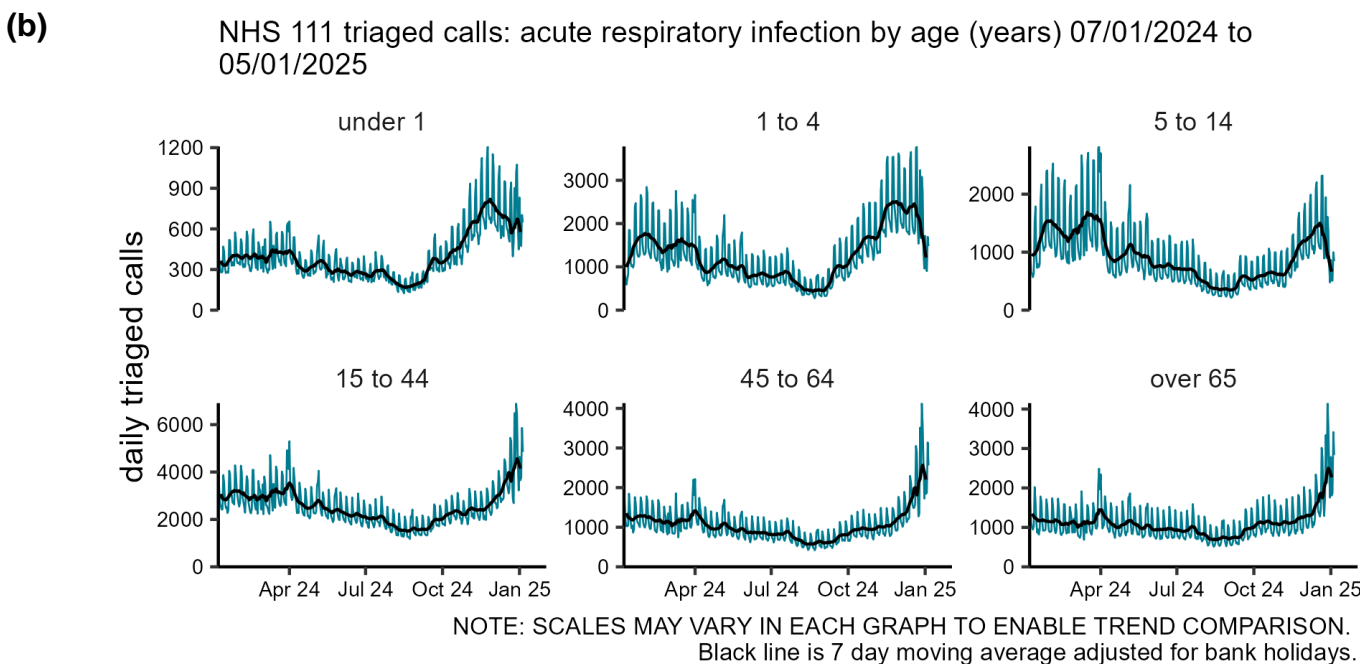
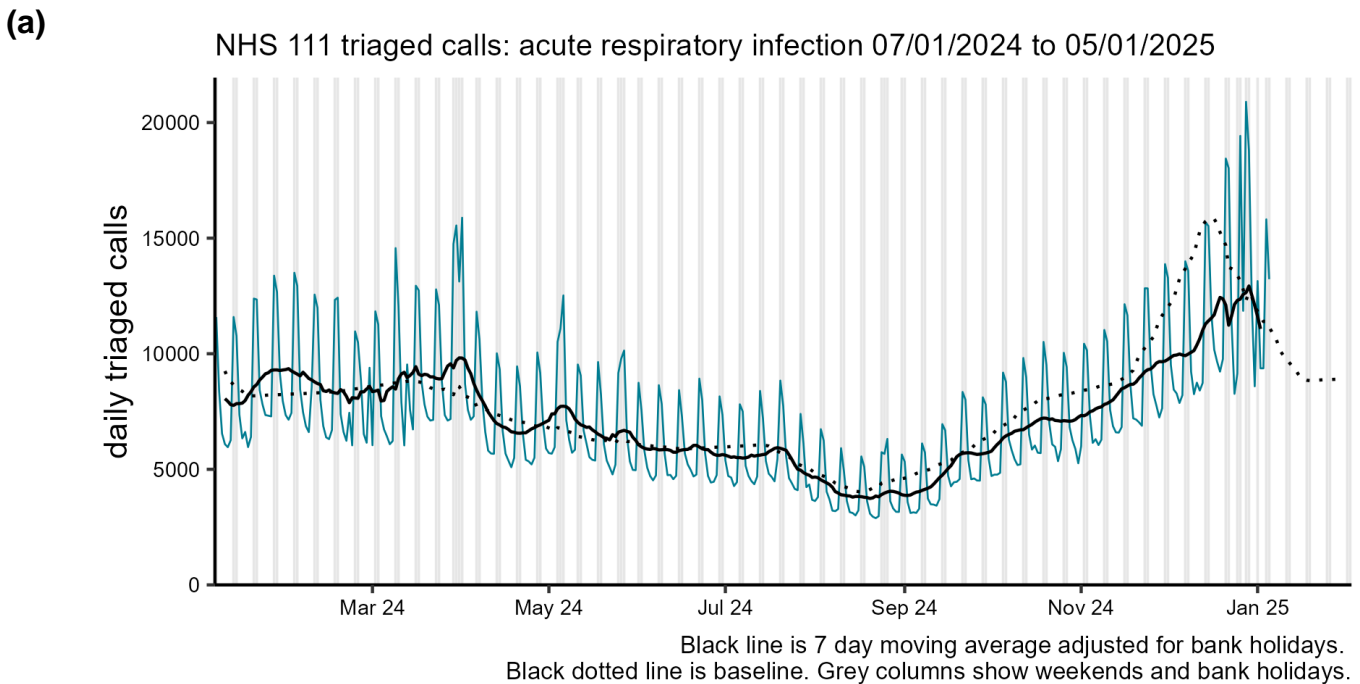
Table 3: The number of completed NHS 111 online assessments in England recorded each day in the most recent week.

Date	Number of completed assessments
30 December 2024	32,373
31 December 2024	23,855
01 January 2025	26,609
02 January 2025	29,247
03 January 2025	29,587
04 January 2025	34,627
05 January 2025	29,534

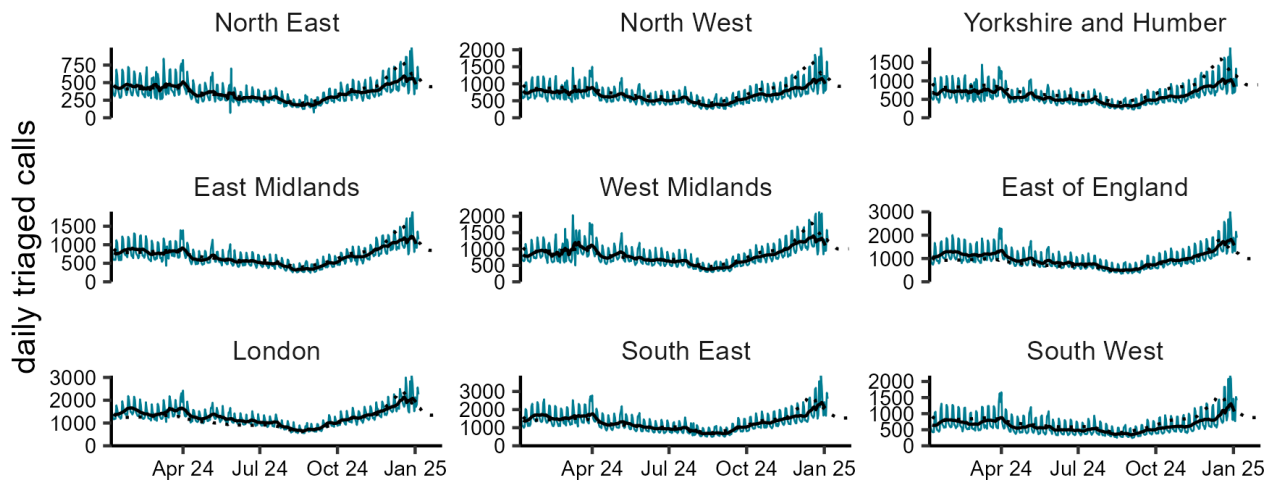
Respiratory conditions

Acute respiratory infections NHS 111 triaged calls

Figure 3: Daily number of NHS 111 triaged calls (and 7-day moving average adjusted for bank holidays) for acute respiratory infections, England (a) nationally, (b) by age and (c) by UKHSA Region.



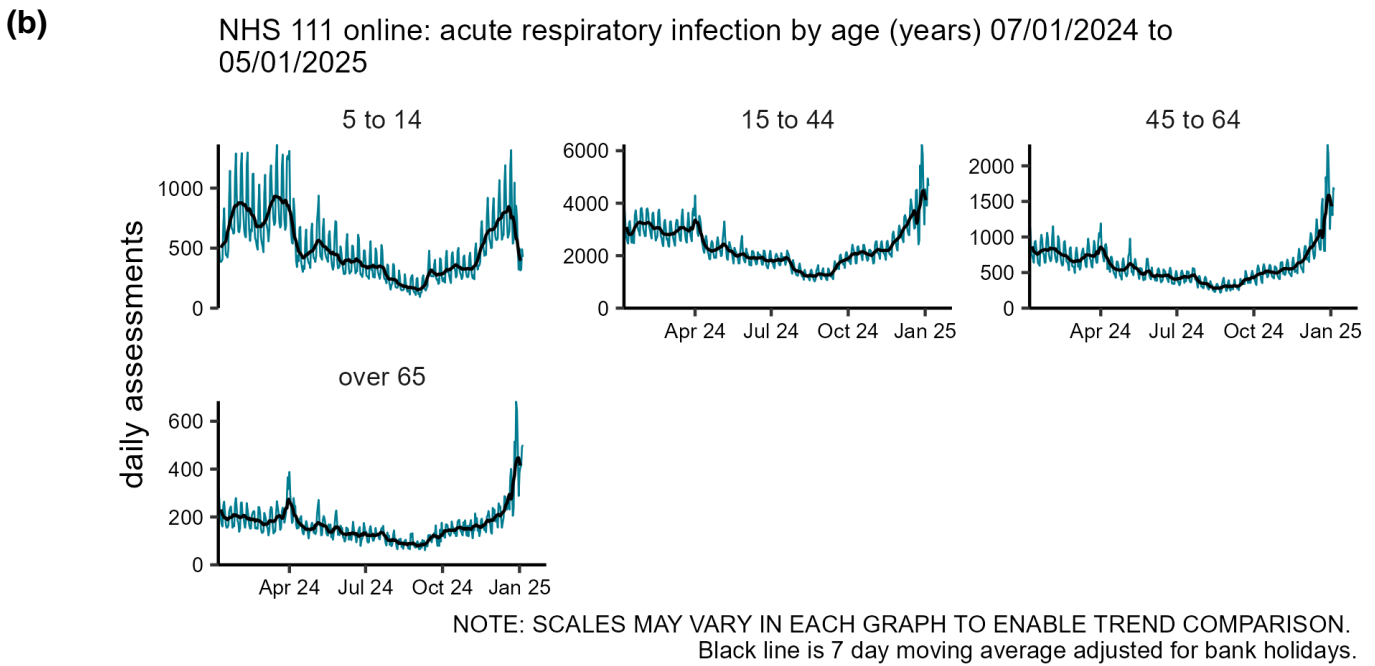
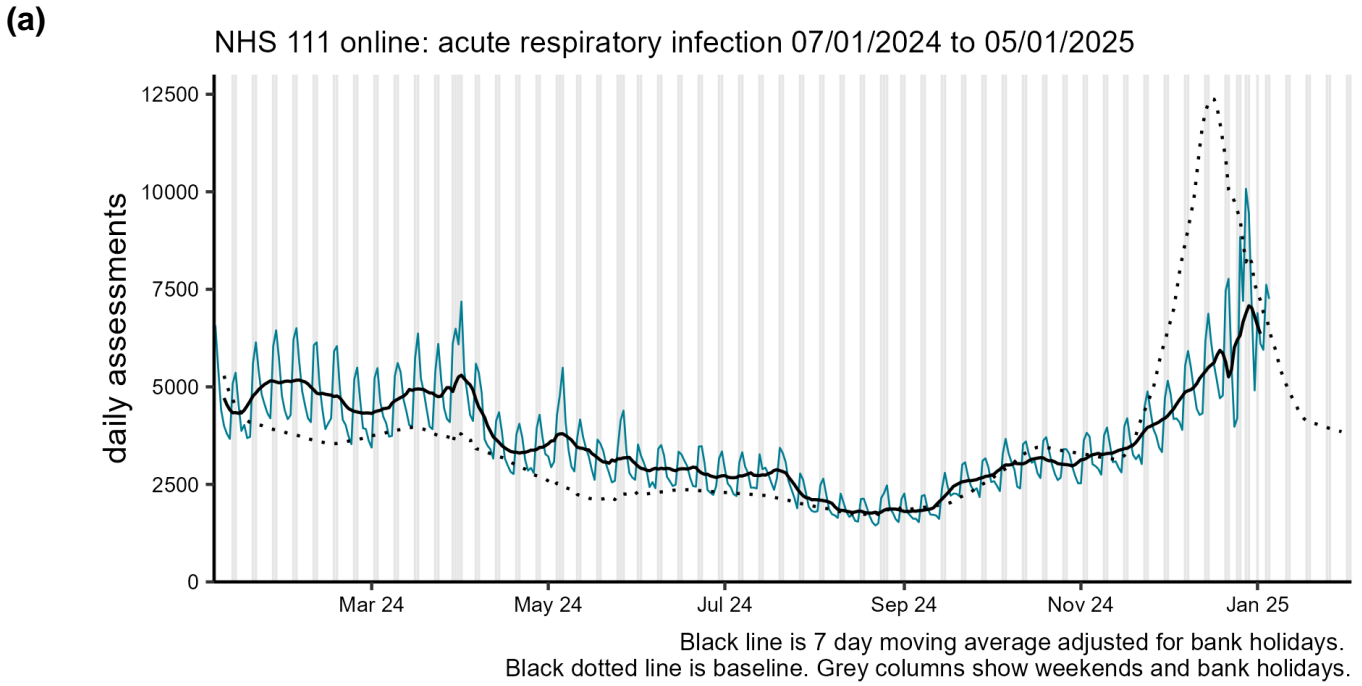
(c) NHS 111 triaged calls: acute respiratory infection by UKHSA region 07/01/2024 to 05/01/2025



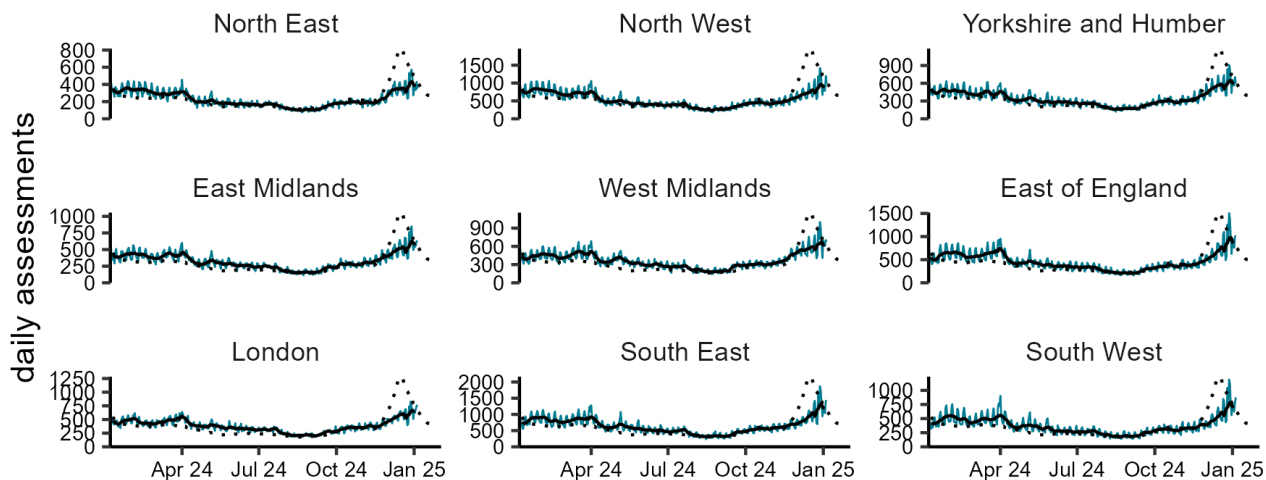
NOTE: SCALES MAY VARY IN EACH GRAPH TO ENABLE TREND COMPARISON.
Black line is 7 day moving average adjusted for bank holidays.
Black dotted line is baseline.

Acute respiratory infections NHS 111 online

Figure 4: Daily number of completed NHS 111 online assessments (and 7-day moving average adjusted for bank holidays) for acute respiratory infections, England (a) nationally, (b) by age and (c) by UKHSA Region.



(c) NHS 111 online: acute respiratory infection by UKHSA region 07/01/2024 to 05/01/2025

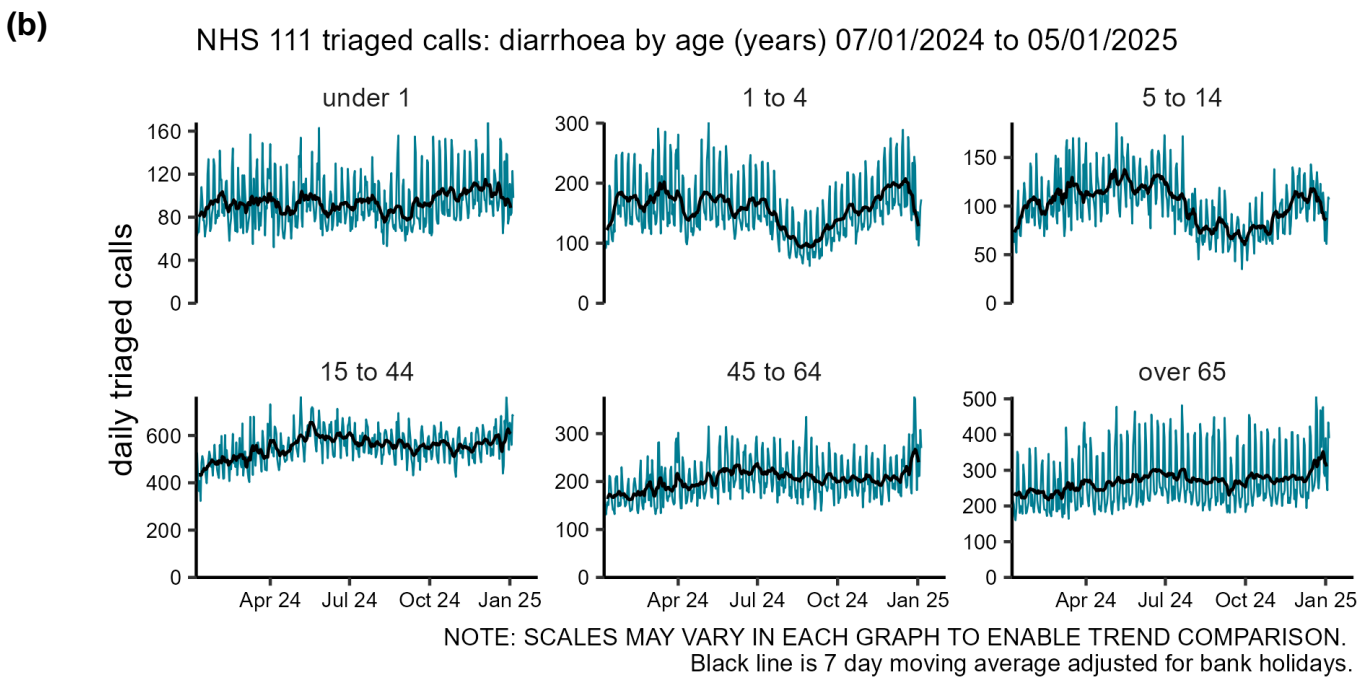
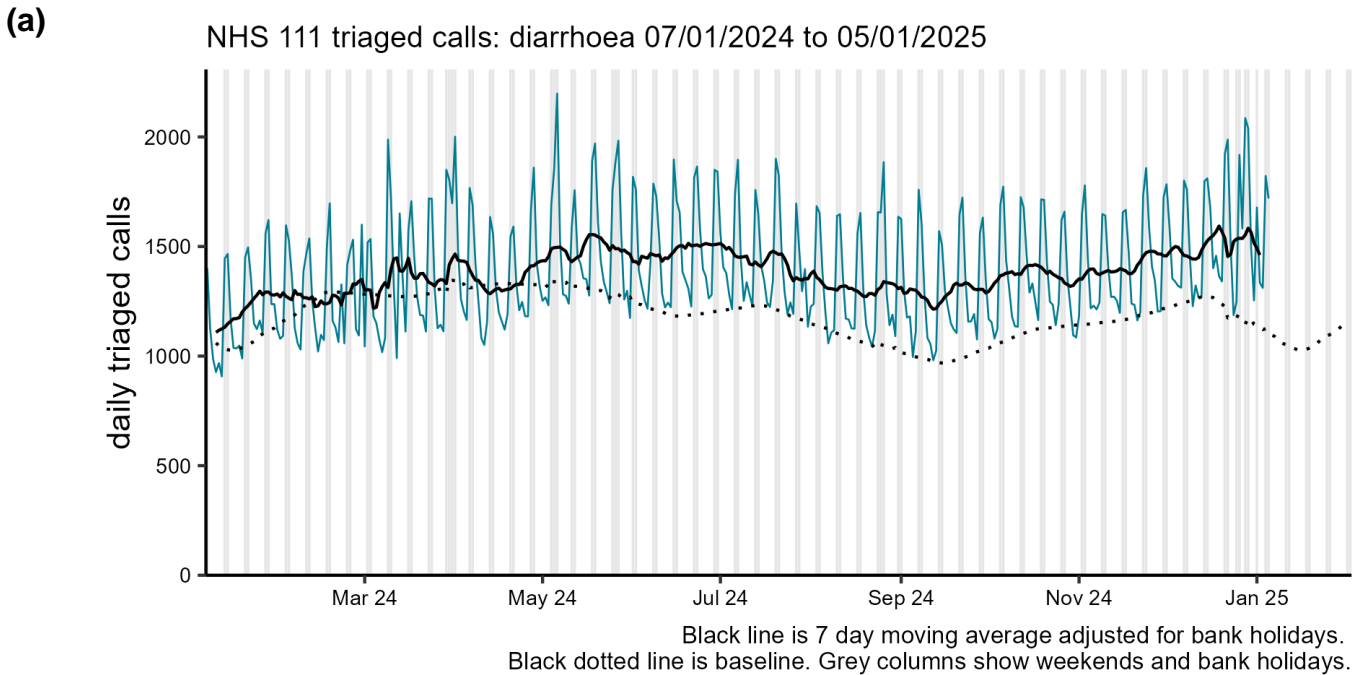


NOTE: SCALES MAY VARY IN EACH GRAPH TO ENABLE TREND COMPARISON.
Black line is 7 day moving average adjusted for bank holidays.
Black dotted line is baseline.

Gastrointestinal conditions

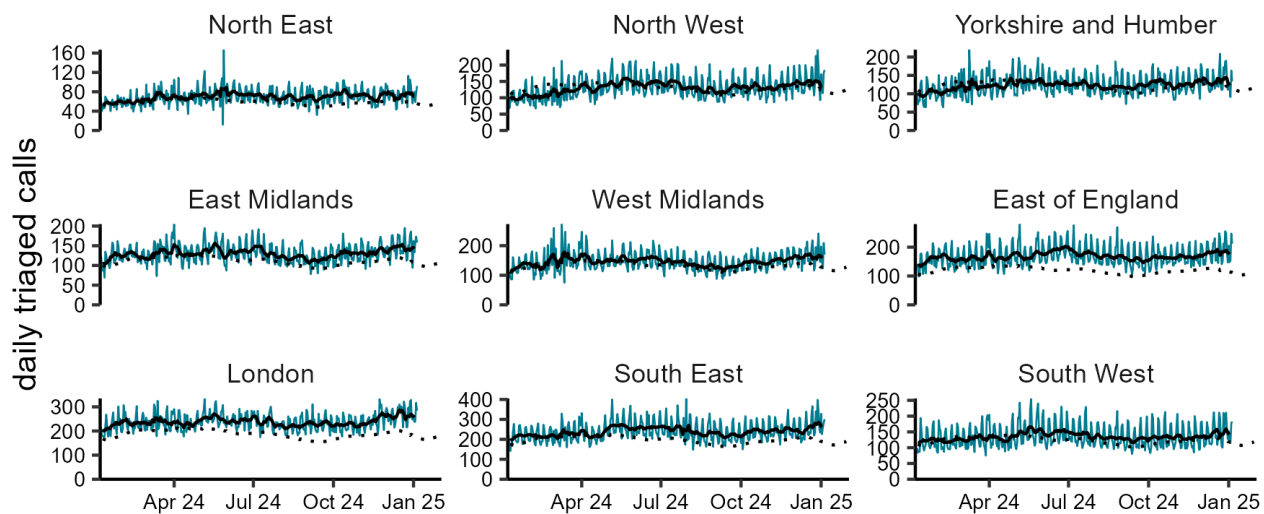
Diarrhoea NHS 111 triaged calls

Figure 5: Daily number of NHS 111 triaged calls (and 7-day moving average adjusted for bank holidays) for diarrhoea, England (a) nationally, (b) by age and (c) by UKHSA Region.



(c)

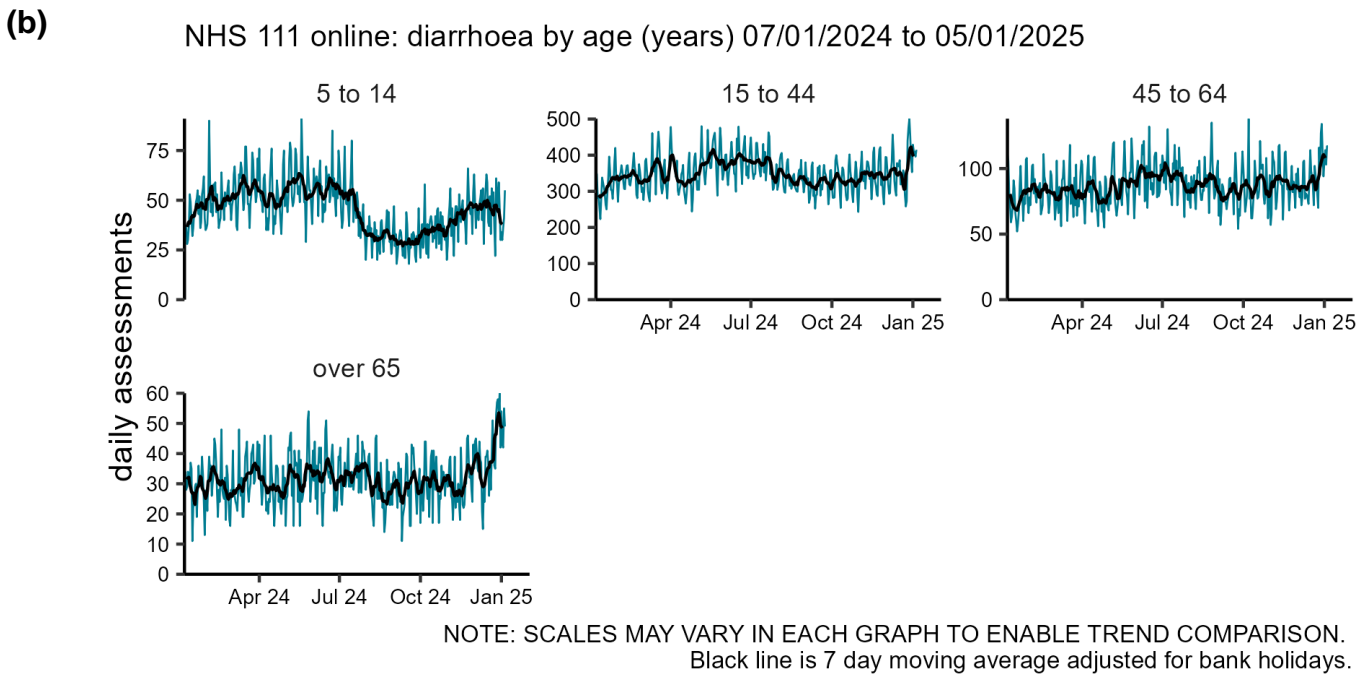
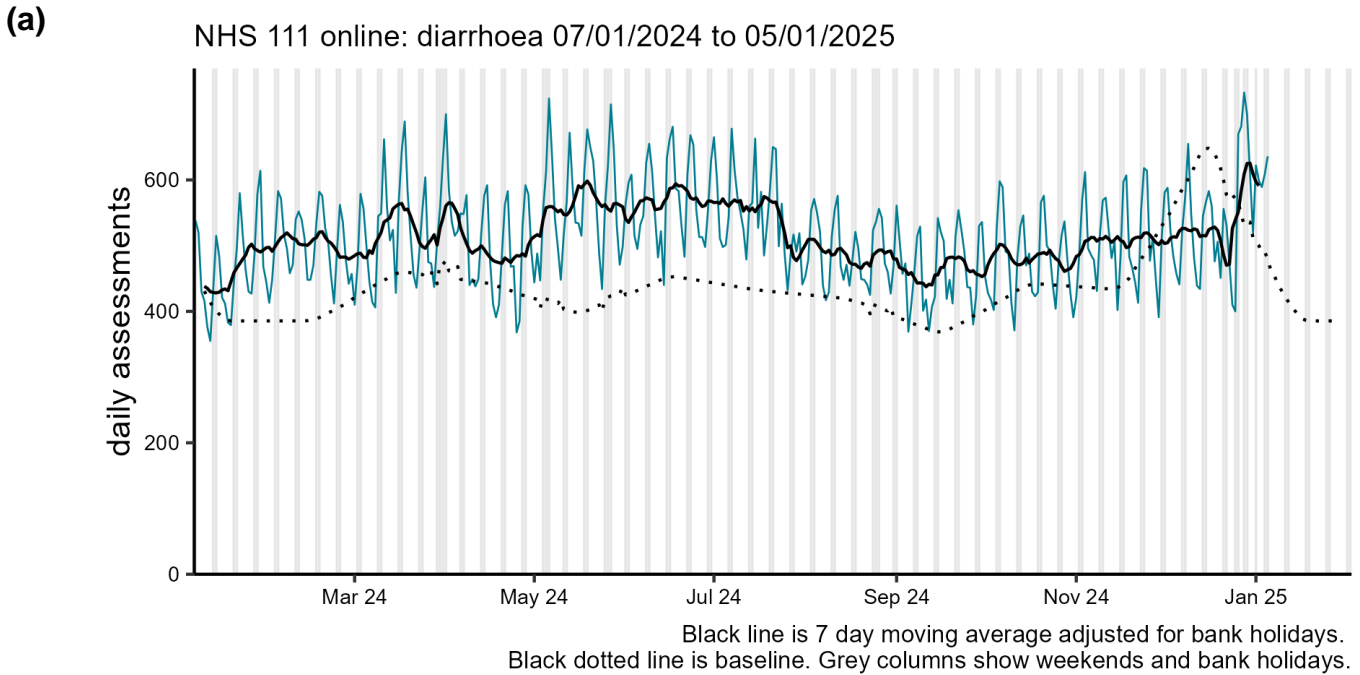
NHS 111 triaged calls: diarrhoea by UKHSA region 07/01/2024 to 05/01/2025



NOTE: SCALES MAY VARY IN EACH GRAPH TO ENABLE TREND COMPARISON.
Black line is 7 day moving average adjusted for bank holidays.
Black dotted line is baseline.

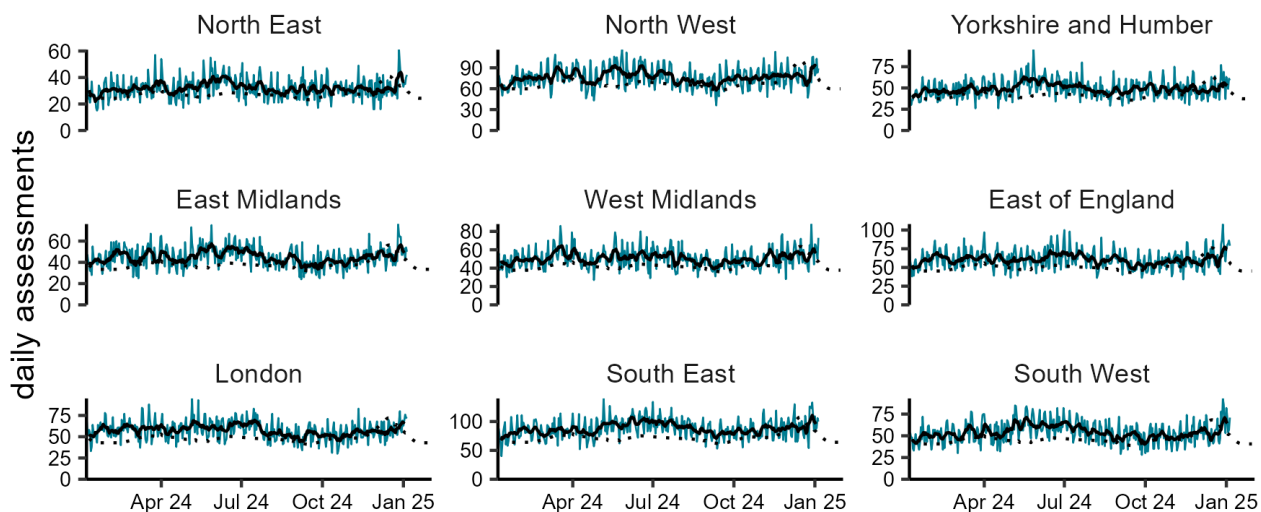
Diarrhoea NHS 111 online

Figure 6: Daily number of completed NHS 111 online assessments (and 7-day moving average adjusted for bank holidays) for diarrhoea, England (a) nationally, (b) by age and (c) by UKHSA Region.



(c)

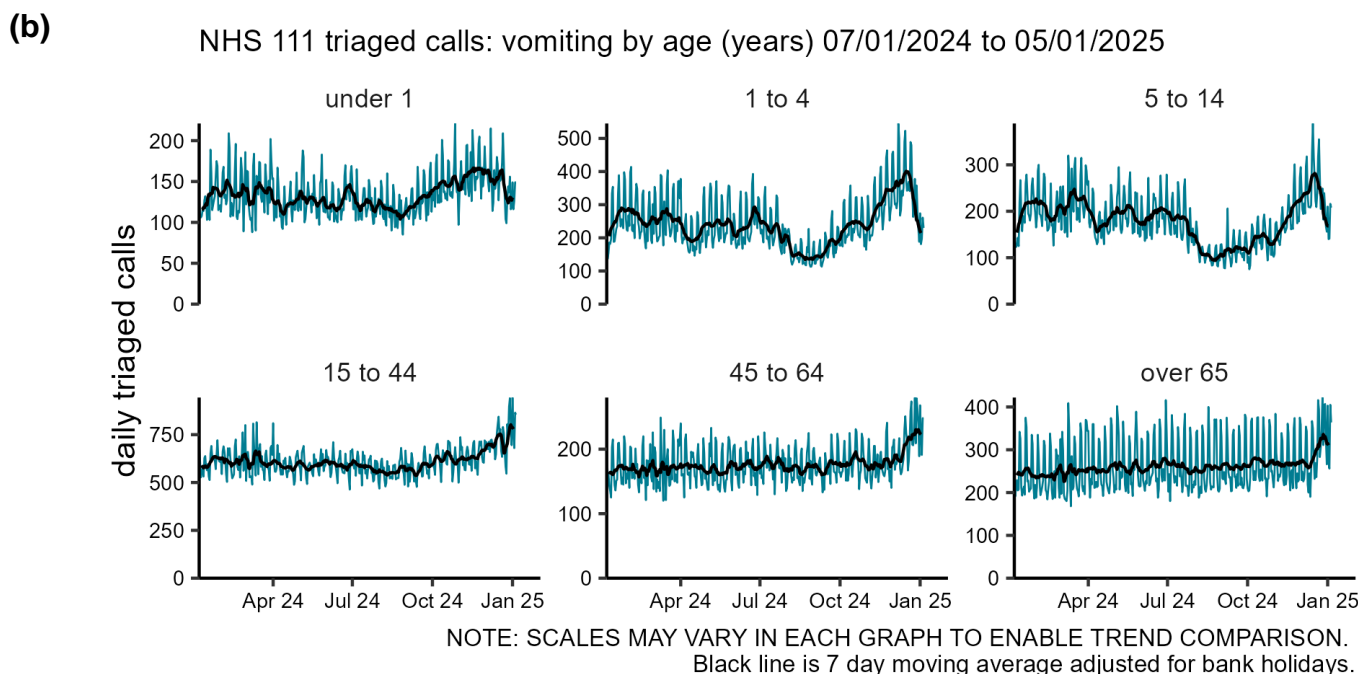
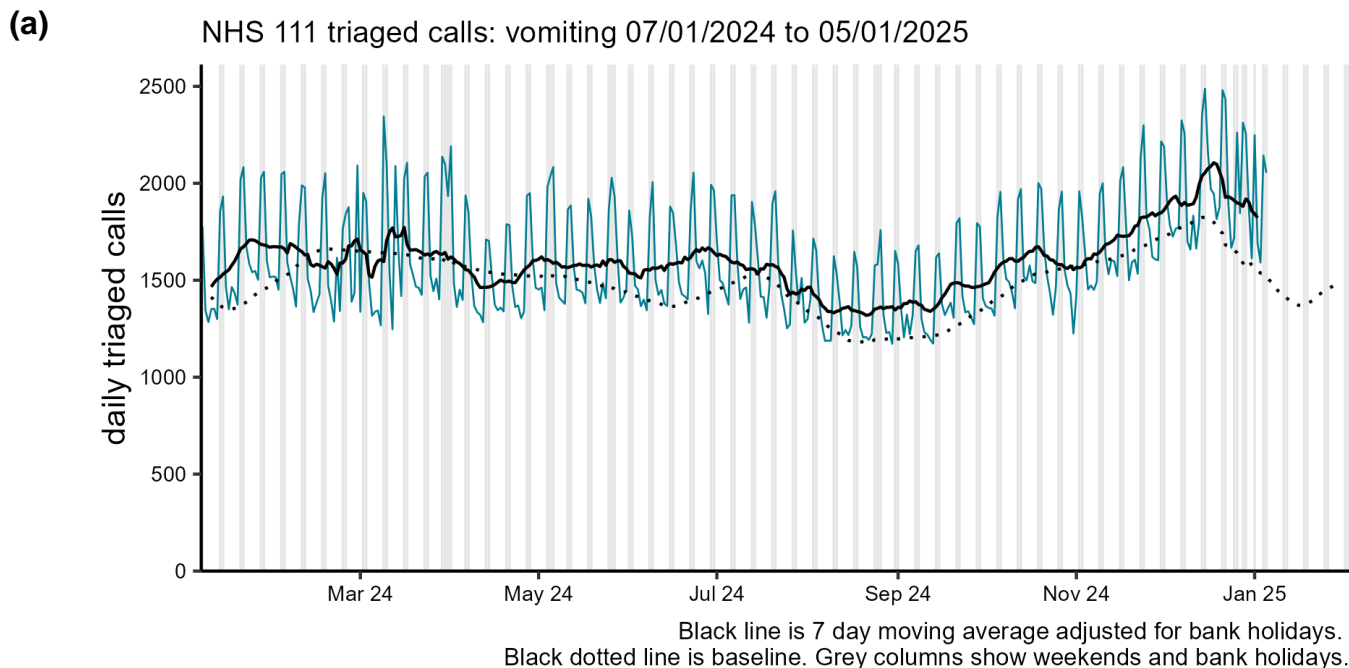
NHS 111 online: diarrhoea by UKHSA region 07/01/2024 to 05/01/2025



NOTE: SCALES MAY VARY IN EACH GRAPH TO ENABLE TREND COMPARISON.
Black line is 7 day moving average adjusted for bank holidays.
Black dotted line is baseline.

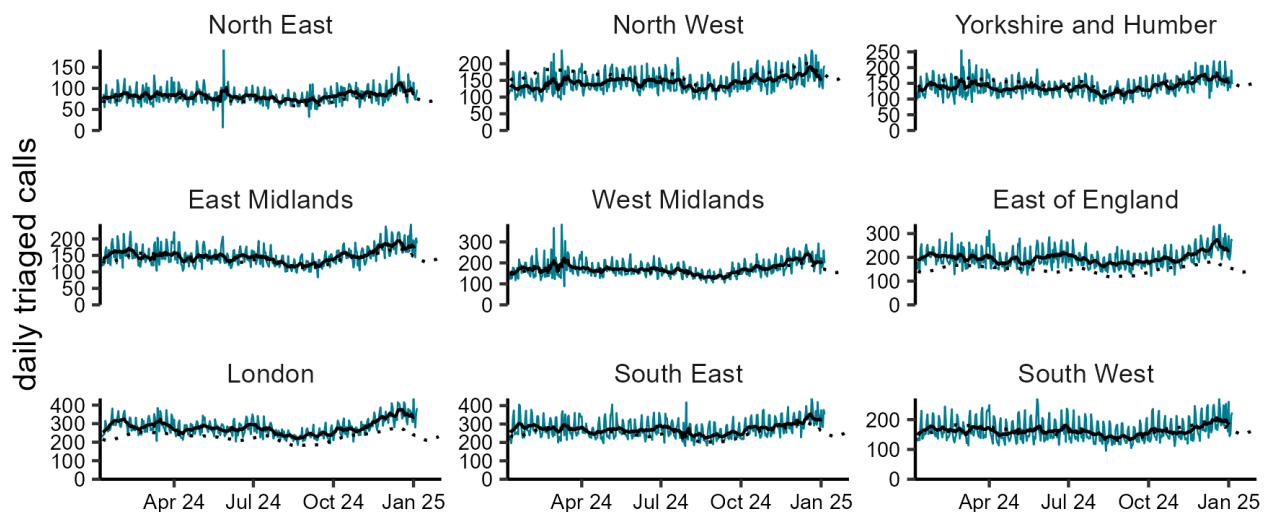
Vomiting NHS 111 triaged calls

Figure 7: Daily number of NHS 111 triaged calls (and 7-day moving average adjusted for bank holidays) for vomiting, England (a) nationally, (b) by age and (c) by UKHSA Region.



(c)

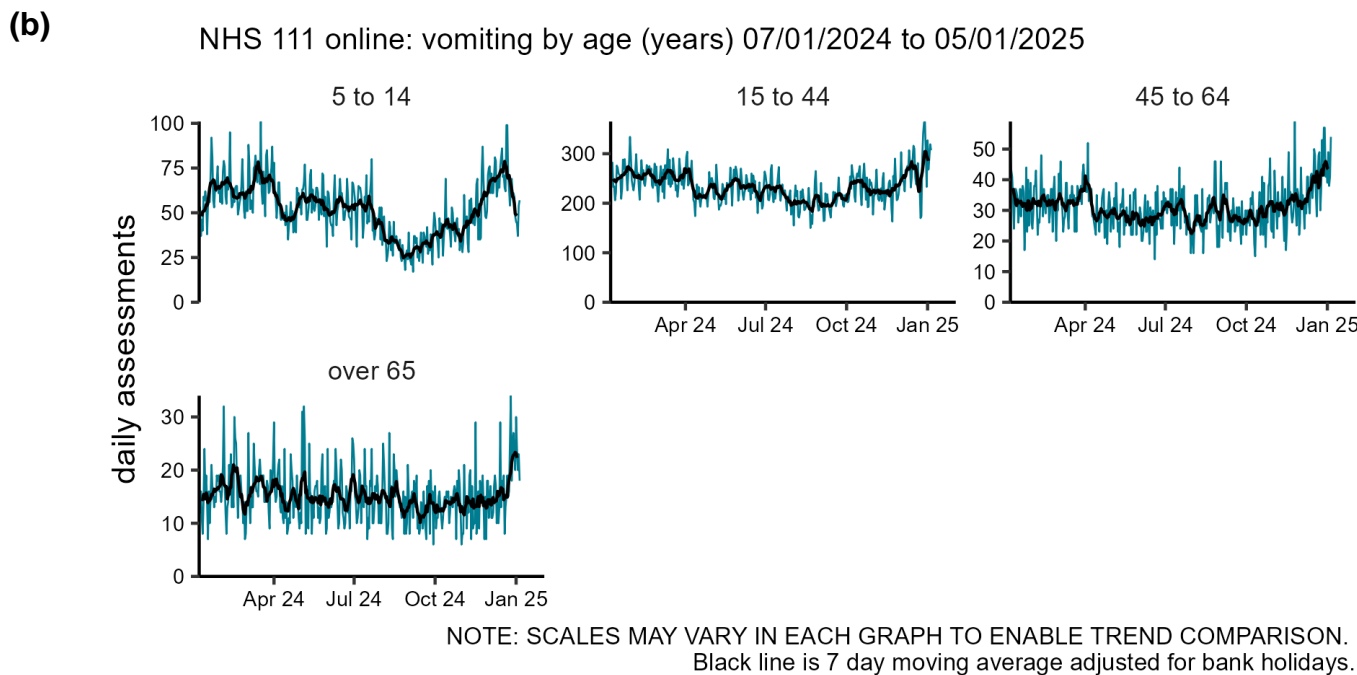
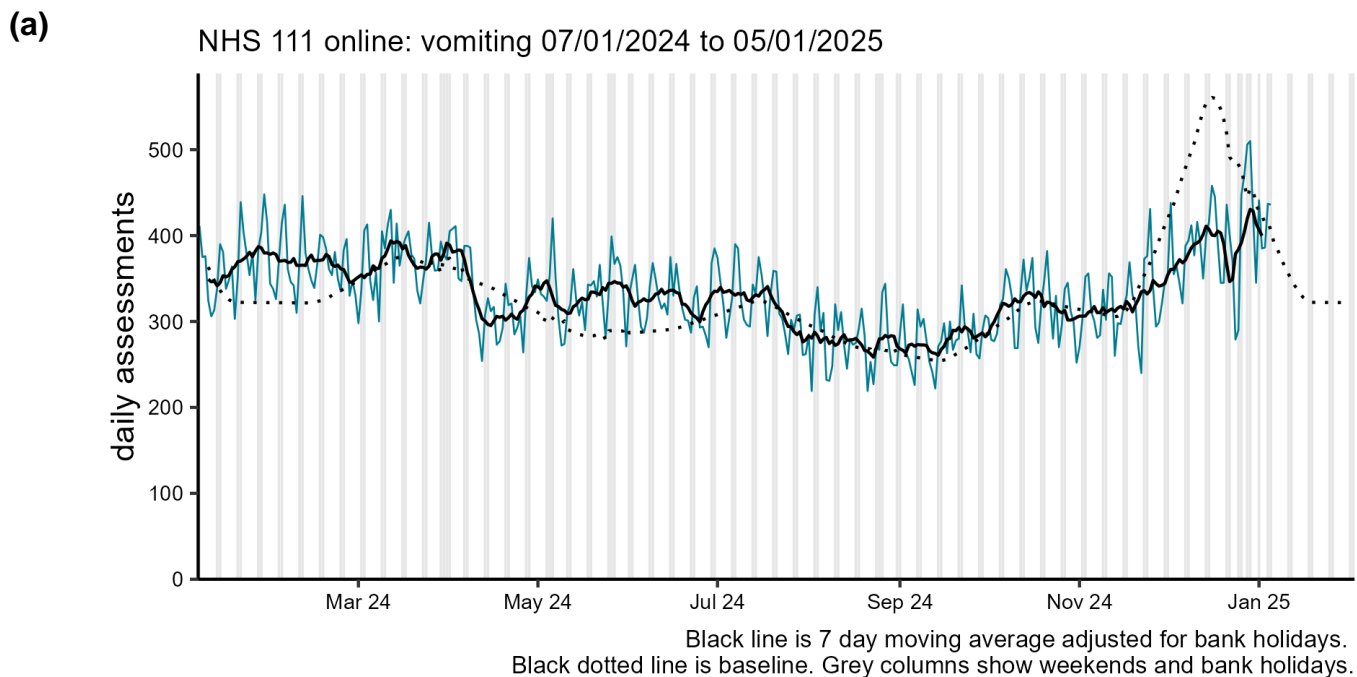
NHS 111 triaged calls: vomiting by UKHSA region 07/01/2024 to 05/01/2025



NOTE: SCALES MAY VARY IN EACH GRAPH TO ENABLE TREND COMPARISON.
Black line is 7 day moving average adjusted for bank holidays.
Black dotted line is baseline.

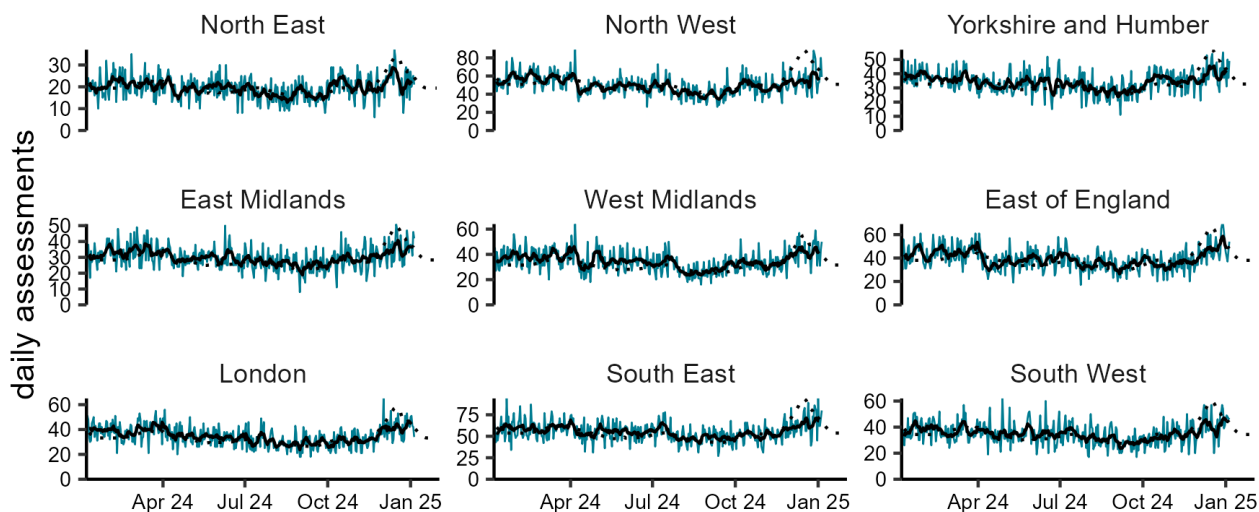
Vomiting NHS 111 online

Figure 8: Daily number of completed NHS 111 online assessments (and 7-day moving average adjusted for bank holidays) for vomiting, England (a) nationally, (b) by age and (c) by UKHSA Region.



(c)

NHS 111 online: vomiting by UKHSA region 07/01/2024 to 05/01/2025



NOTE: SCALES MAY VARY IN EACH GRAPH TO ENABLE TREND COMPARISON.
Black line is 7 day moving average adjusted for bank holidays.
Black dotted line is baseline.

Seasonal environmental conditions

UKHSA and the Met Office operate a weather-health alert system that includes both heat and cold weather alert periods. Syndromic indicators are used to monitor the impact of both extreme hot and cold weather in England during these periods and will be routinely included below (where an appropriate syndromic indicator is available).

[Cold weather alert](#) period: 1 November to 31 March

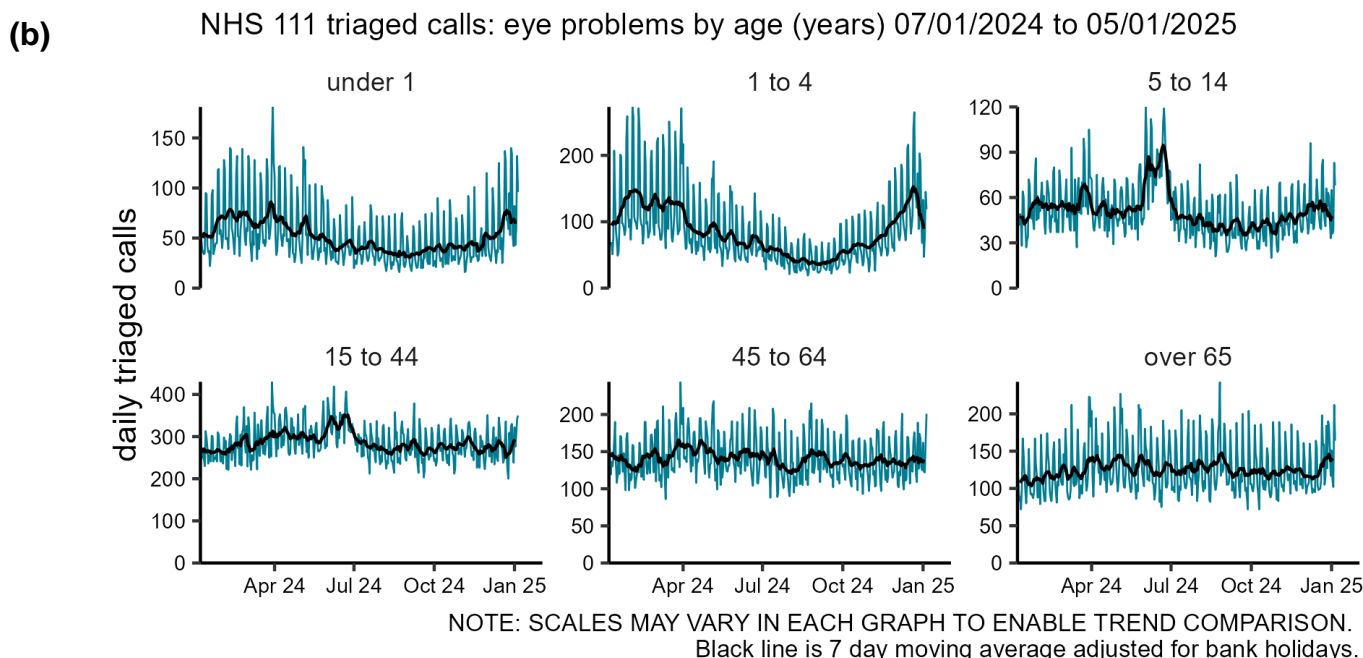
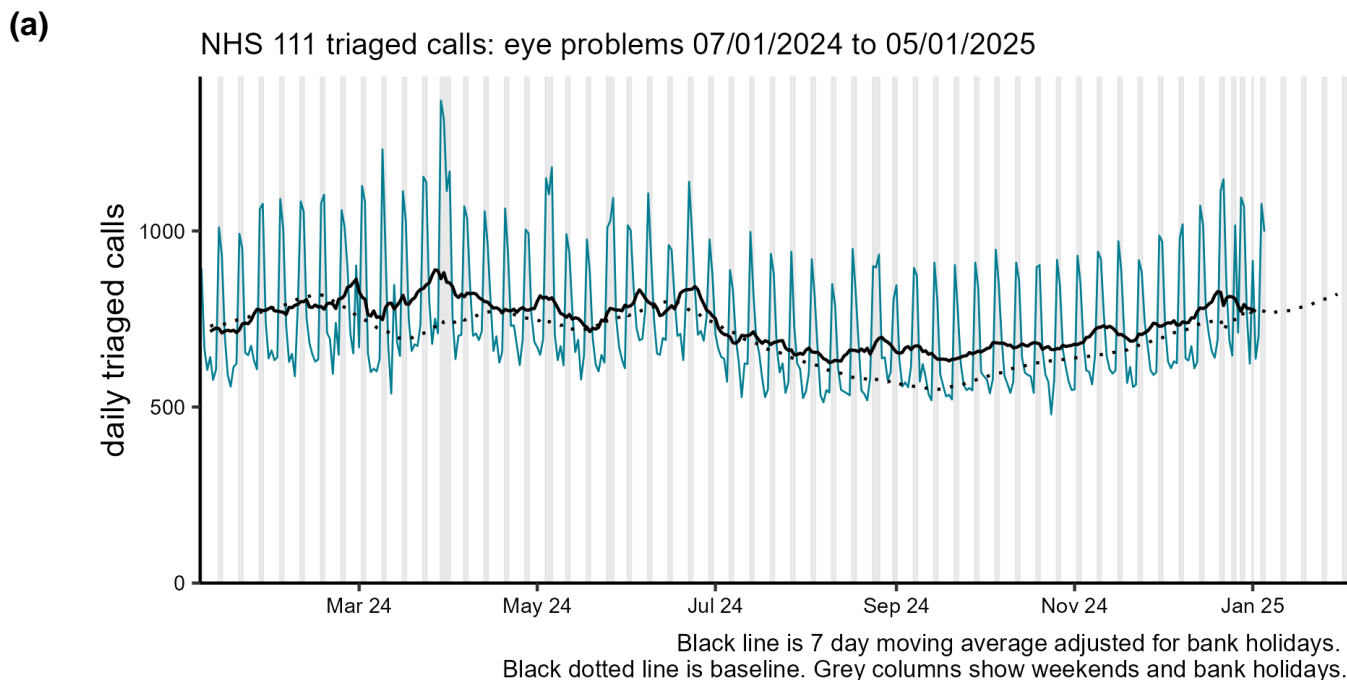
[Heat-Health Alert](#) period: 1 June to 30 September

Highest weather alert level during the current reporting week:

Amber alert (enhanced cold weather response).

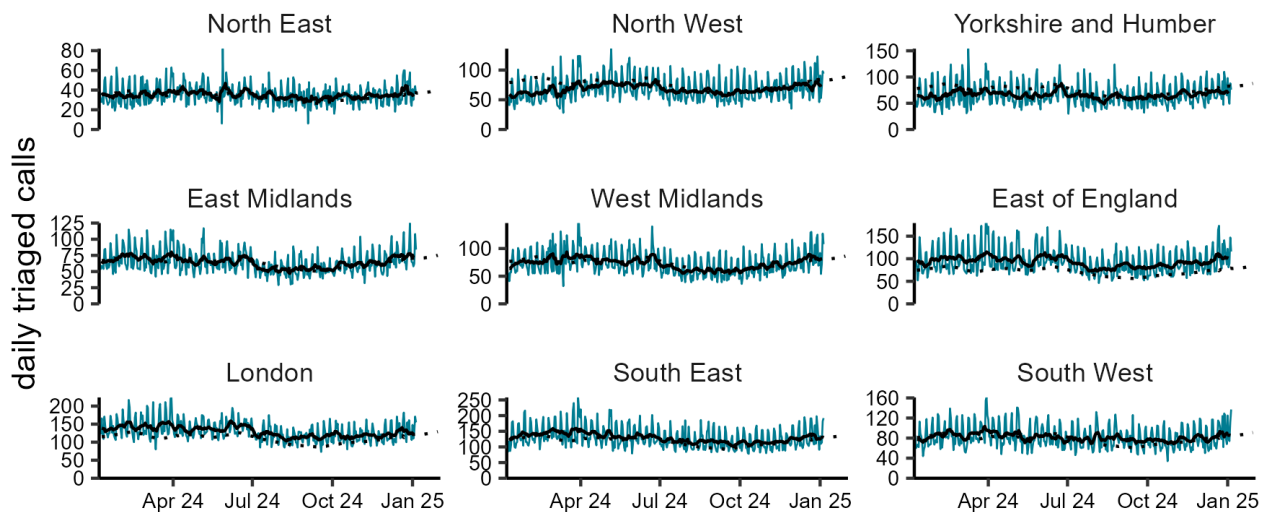
Eye problems NHS 111 triaged calls

Figure 9: Daily number of NHS 111 triaged calls (and 7-day moving average adjusted for bank holidays) for eye problems, England (a) nationally, (b) by age and (c) by UKHSA Region.



(c)

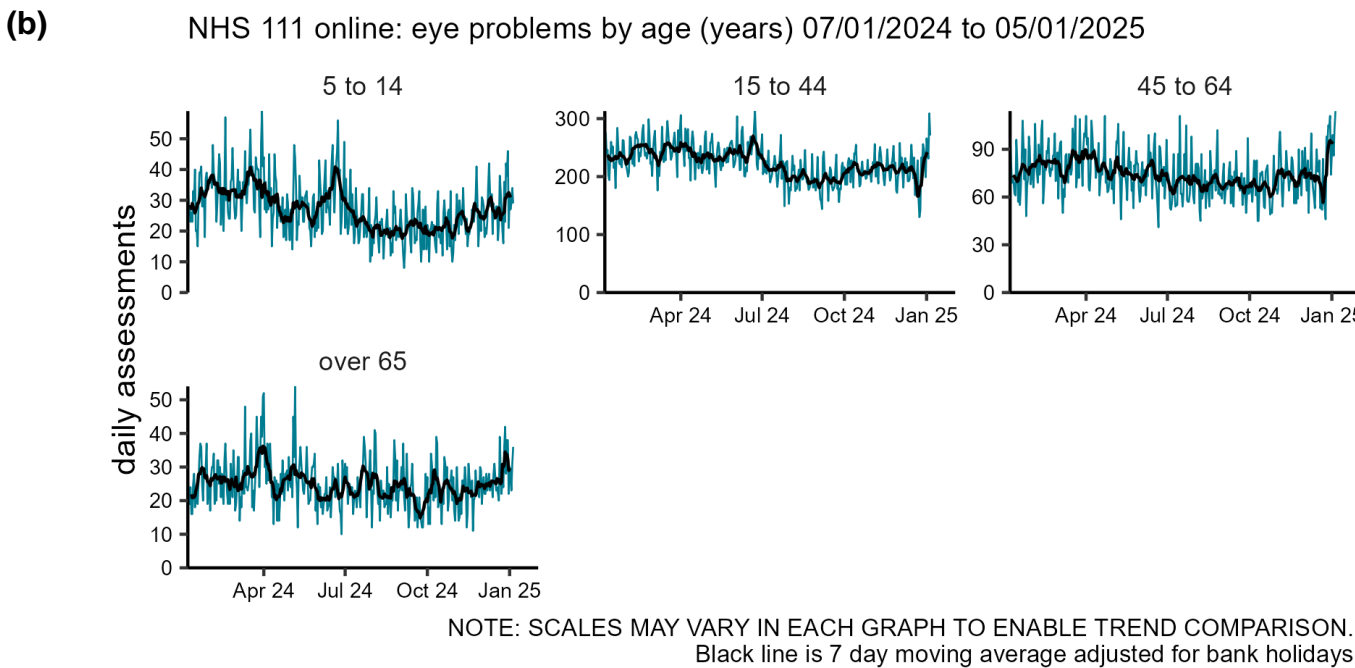
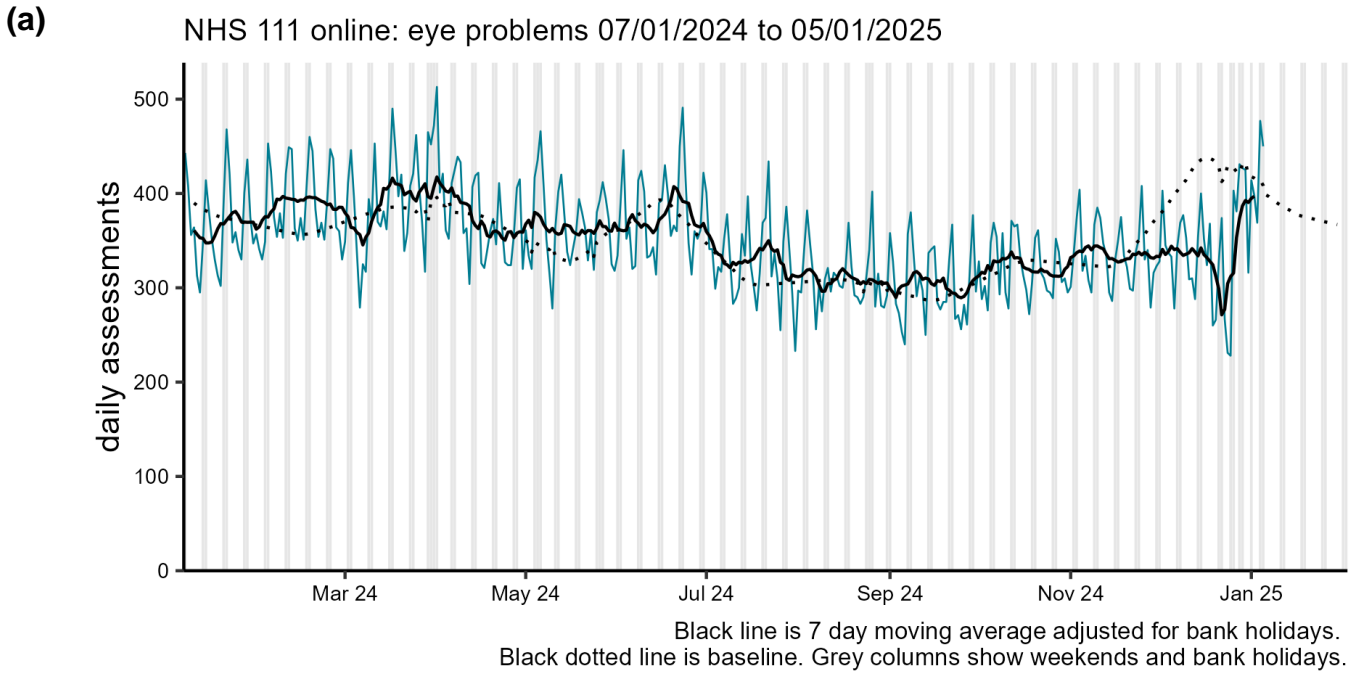
NHS 111 triaged calls: eye problems by UKHSA region 07/01/2024 to 05/01/2025



NOTE: SCALES MAY VARY IN EACH GRAPH TO ENABLE TREND COMPARISON.
Black line is 7 day moving average adjusted for bank holidays.
Black dotted line is baseline.

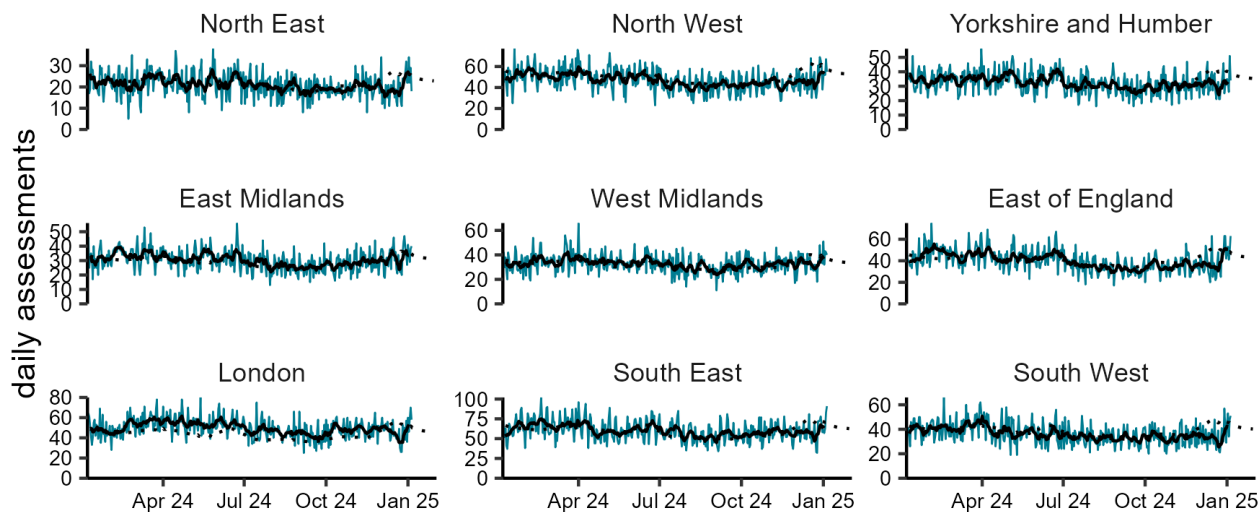
Eye problems NHS 111 online

Figure 10: Daily number of completed NHS 111 online assessments (and 7-day moving average adjusted for bank holidays) for eye problems, England (a) nationally, (b) by age and (c) by UKHSA Region.



(c)

NHS 111 online: eye problems by UKHSA region 07/01/2024 to 05/01/2025



NOTE: SCALES MAY VARY IN EACH GRAPH TO ENABLE TREND COMPARISON.
Black line is 7 day moving average adjusted for bank holidays.
Black dotted line is baseline.

Notes and caveats

The following additional caveats apply to the UKHSA remote health advice syndromic surveillance system:

- during the period November 2023 to April 2024, NHS Pathways system updates (NHS Pathways Releases 41 and 42) have resulted in updates to the clinical triage of certain NHS 111 calls and online assessments
 - These Pathways updates have had a significant impact on the number of syndromic NHS 111 triaged calls and online assessments presented in respiratory indicators in this bulletin
 - Due to challenges interpreting the NHS 111 respiratory triaged calls, from week 17 2024 all respiratory indicators routinely reported in this bulletin have been replaced with an 'acute respiratory infections' calls and online assessments indicator
 - The 'acute respiratory infections' indicator is based on a broad group of symptoms/provisional diagnoses that may be indicative of acute respiratory infections including, for example, influenza-like illness, otitis media, pharyngitis
 - Individual calls and online assessment respiratory indicators will be reintroduced later in the year once the new reporting levels have been established and baselines adapted to those new levels

- data presented should be used to monitor trends rather than numbers of 'cases':
 - NHS 111 calls are monitored using the NHS 111 Intelligent Data Tool, a repository of data on NHS 111 triaged calls used by NHS England, UKHSA and service commissioners. The volume of triaged calls for each syndromic indicator may be different to the call volumes presented in syndromic reports before week 20 2023, when a different data repository was used for syndromic surveillance purposes. However, trends remain similar to those previously reported
 - NHS 111 triaged calls data may not include the most urgent calls which are rapidly redirected to ambulance services
 - any user that launches an online assessment may access the service multiple times and can change their answers and follow multiple journeys through the online system: only complete assessments are included here
 - an individual may use both the NHS 111 online and NHS 111 telephony services; counts from the two services cannot be considered as distinct counts of individuals
 - NHS 111 online assessment data does not include children under 5 years of age

- baselines:
 - were last remodelled January 2024
 - are constructed from historical data since January 2018
 - represent seasonally expected levels of activity
 - take account of any known substantial changes in data collection, population coverage or reporting practices and consequently may vary slightly from week to week (and will rescale) if there are substantial changes in call/online activity
 - the COVID-19 pandemic period is excluded
- as NHS 111 systems evolve to meet service needs, we continue to work with NHS 111 and NHS England to ensure that:
 - changes impacting on syndromic indicators reported in this bulletin are identified and accounted for as far as possible
 - changes are described in: **Data quality issues of note this week**
- further information about NHS 111 can be found [here](#)

Acknowledgements

We are grateful to NHS 111 and to NHS England for their assistance and support in providing the anonymised data that underpin this system.

About the UK Health Security Agency

UKHSA is responsible for protecting every member of every community from the impact of infectious diseases, chemical, biological, radiological and nuclear incidents and other health threats. We provide intellectual, scientific and operational leadership at national and local level, as well as on the global stage, to make the nation health secure.

[UKHSA](#) is an executive agency, sponsored by the [Department of Health and Social Care](#).

www.gov.uk/government/organisations/uk-health-security-agency

© Crown copyright 2025
Version: RHA-2

Prepared by: Real-time Syndromic Surveillance Team
For queries relating to this document, please contact: syndromic.surveillan@ukhsa.gov.uk

Published: January 2025



You may re-use this information (excluding logos) free of charge in any format or medium, under the terms of the Open Government Licence v3.0. To view this licence, visit [OGL](#). Where we have identified any third party copyright information you will need to obtain permission from the copyright holders concerned.



UKHSA supports the UN Sustainable Development Goals

