



Ministry
of Defence

Defence Business Services
Secretariat
Room 6229
Tomlinson House
Norcross
Thornton-Cleveleys
Lancashire FY5 3WP

Ref: FOI2024/10803

DBSRES-Secretariat@mod.gov.uk

03 July 2024

Dear [REDACTED]

Thank you for your email of 27 February 2024 to the Ministry of Defence (MOD), and your subsequent clarifications dated 19 March 2024, 2 April 2024 and 14 June 2024, requesting the following information:

"for each year from 2016 to 2023 by commitment type and rank. If it is not possible to do by rank could you please split by OR and OF.

- 1. How many FTRS contracts were extended? Both as a number and as a percentage of all contracts.*
- 2. How many of those extensions were done so without competition?"*

And

*"OR - other ranks
OF - officers*

FTRS - full time reserve service. To include full commitment (fc), limited commitment (lc) and home commitment (hc)"

And

"If possible I would like the requested information for Army, Navy and RAF.

If it is not possible to provide information for all three services I would be happy to reduce my request to just the Army."


And

"By percentage of all contracts I mean percentage of all FTRS contracts of the same commitment level.

For example if there were 100 FTRS (LC) contracts and 10 of those were extended I would expect the response to say 10%."

I am treating your correspondence as a request for information under the Freedom of Information Act 2000.

A search for the information has now been completed within the MOD and I can confirm information in scope of your request relating to Question 1 is held and shown at Annex A.



I can also confirm that the MOD holds no data in relation to your Question 2 as this information is not recorded on the Joint Personnel Administration (JPA) MI System.


Finally, in order to protect personal information governed by the Data Protection Act 2018, Section 40(2) of the FOI Act has been applied to some of the information by supplementing numbers of 5 or less with an [x]. Section 40 is an absolute exemption and there is therefore no requirement to consider the public interest in making a decision to withhold the information.

All numbers have been rounded separately, so the total, which has been rounded to the nearest five may not equal the sum of the parts.


If you have any queries regarding the content of this letter, please contact this office in the first instance. If you wish to complain about the handling of your request, or the content of this response, you can request an independent internal review by contacting the Information Rights Compliance team, Ground Floor, MOD Main Building, Whitehall, SW1A 2HB (e-mail CIO-FOI-IR@mod.gov.uk). Please note that any request for an internal review should be made within 40 working days of the date of this response.

If you remain dissatisfied following an internal review, you may raise your complaint directly to the Information Commissioner under the provisions of Section 50 of the Freedom of Information Act. Please note that the Information Commissioner will not normally investigate your case until the MOD internal review process has been completed. The Information Commissioner can be contacted at: Information Commissioner's Office, Wycliffe House, Water Lane, Wilmslow, Cheshire, SK9 5AF. Further details of the role and powers of the Information Commissioner can be found on the Commissioner's website at <https://ico.org.uk/>.

Yours sincerely,



Defence Business Services Secretariat



FTRS CONTRACT EXTENSIONS 2016 TO 2023

Note: This information was extracted from the Joint Personnel Administration MI System on 19 June 2024

Year	FTRS (FC)			
	OF	% of Total OF FTRS (FC)	OR	% of Total OR FTRS (FC)
2016	0	0%	0	0%
2017	0	0%	0	0%
2018	[x]	[x]	0	0%
2019	10	[x]	[x]	[x]
2020	20	[x]	10	[x]
2021	20	[x]	[x]	[x]
2022	30	[x]	[x]	0%
2023	40	10%	[x]	0%

Year	FTRS (HC)			
	OF	% of Total OF FTRS (HC)	OR	% of Total OR FTRS (HC)
2016	0	0%	0	0%
2017	0	0%	0	0%
2018	10	[x]	20	[x]
2019	20	[x]	50	[x]
2020	20	[x]	60	[x]
2021	30	[x]	80	[x]
2022	30	[x]	80	10%
2023	40	[x]	50	[x]

Year	FTRS (LC)			
	OF	% of Total OF FTRS (LC)	OR	% of Total OR FTRS (LC)
2016	0	0%	0	0%
2017	0	0%	0	0%
2018	30	20%	60	20%
2019	60	20%	80	10%
2020	90	20%	90	10%
2021	120	20%	150	10%
2022	120	20%	140	10%
2023	160	30%	130	10%

- i. The figures above have been rounded to the nearest 10, where numbers ending in 5 are rounded to the nearest 20 to avoid systematic bias.
- ii. 0 for a true zero.

