

# Youth Engagement Statistics for Northern Ireland 2023/24

## Cases overall



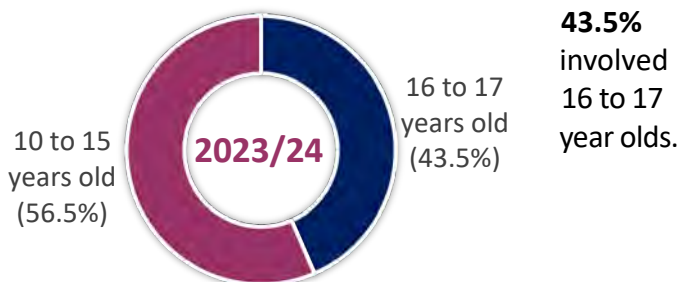
**2,015 young people** came into formal contact with the criminal justice system in **3,356 cases**.

**35.4%** deemed suitable for resolution through Youth Engagement (YE).



**55.3%** of those deemed not suitable resulted in no further action.

## Cases by age and gender



## Youth Engagement Clinics

**Median time** taken for cases to complete the Youth Engagement process



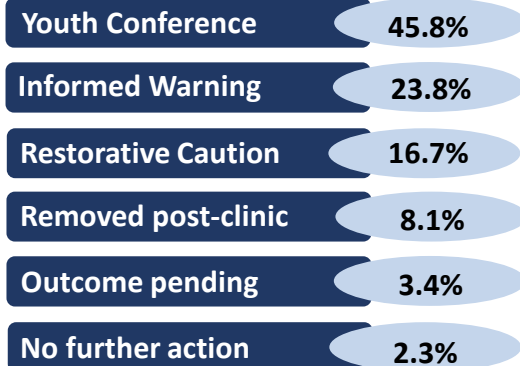
In cases that resulted in a restorative caution, there was some **victim involvement or input** in **60.2%** of cases.

**Legal advice or representation was declined** in **75.6%** of cases though it was offered to all young people.

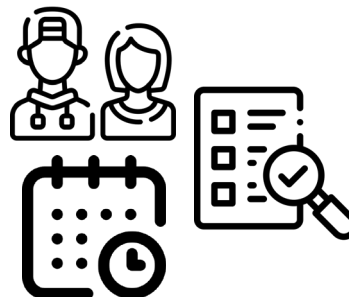


**98.9%** of young people who participated in clinics stated it **'helped them understand the choices available to them'**.

## Clinic Outcomes



The most common outcome from Youth Engagement clinics was a **Youth Conference plan**.



## 2023/24 compared to previous year

	2022/23		2023/24
Number of young people assessed as suitable for YE	1,293	↓	1,189
Youth Conference as a percentage of all outcomes	47.6%	↓	45.8%
Median time taken for cases to complete YE process	67 days	↔	67 days

Compared to the previous year, the number of young people assessed as suitable for youth engagement dropped by 8%. Youth Conferences as a percentage of all outcomes also dropped by 1.8 percentage points.