

Maintenance Work Order

SNOW	Aircraft No.	Day	Mth	Yr	When/How Found (Code)	JCN/LITS WO No.								
Original SNOW	Aircraft No.	Day	Mth	Yr	Start Time/Date	Time	Day	Mth	Yr	WIN				
										WUC				
										Airframe Hours				

SYMPTOM/WORK REQUIRED	FAULT	ACTION/WORK DONE
1		ADF (X) <input type="checkbox"/> LIM (X) <input type="checkbox"/>

Item Description	Replacement Item Description
Part No. <input type="text"/> Serial No. <input type="text"/>	Part No. <input type="text"/> Serial No. <input type="text"/>

CONTINUATION SHEETS (X)														
1	2	3	4	5	6	7	8	9	10	11	12	13	14	15
16	17	18	19	20	21	22	23	24	25	26	27	28	29	30
31	32	33	34	35	36	37	38	39	40	41	42	43	44	45
46	47	48	49	50	51	52	53	54	55	56	57	58	59	60
Additional Item Idents (X)														
1	2	3	4	5	6	7	8	9	10	11	12	13	14	15

3 Management Aid <input type="checkbox"/> OR (X) <input type="checkbox"/> OR Code	4 MWO Co-ordination Time Day Mth Yr Name (Print) Signature	LIS Catch Up Required (X) Y <input type="checkbox"/> N <input type="checkbox"/>	5 LIS Co-ordination Time Day Mth Yr Name (Print) Signature
--	--	---	--

Certificate of Work

*RN Only

Work Required	Trade Code	Work Done	Tradesperson			Supervisor		
	W/Hrs*		Working Hours	Time Date	Signature Printed Name	Working Hours	Time Date	Signature Printed Name
1			•			•		
2			•			•		
3			•			•		
4			•			•		
5			•			•		
6			•			•		
7			•			•		
8			•			•		
9			•			•		
10			•			•		
11			•			•		
12			•			•		
13			•			•		
14			•			•		

Certificate of Work

*RN Only

	Work Required	Trade Code	Work Done	Tradesperson			Supervisor		
		W/Hrs*		Working Hours	Time Date	Signature Printed Name	Working Hours	Time Date	Signature Printed Name
14				•			•		
15				•			•		
16				•			•		
17				•			•		
18				•			•		
19				•			•		
20				•			•		
21				•			•		
22				•			•		
23				•			•		
24				•			•		
25				•			•		
26				•			•		
27				•			•		



SNOW	Aircraft No.	Day	Mth	Yr

Maintenance Work Order - Continuation Sheet

Certificate of Work

Sheet No. _____

*RN Only

	Work Required	Trade Code W/Hrs*	Work Done	Tradesperson			Supervisor		
				Working Hours	Time	Signature	Working Hours	Time	Signature
					Date	Printed Name		Date	Printed Name
1				.			.		
2				.			.		
3				.			.		
4				.			.		
5				.			.		
6				.			.		
7				.			.		
8				.			.		
9				.			.		
10				.			.		
11				.			.		
12				.			.		
13				.			.		

Certificate of Work

*RN Only

Work Required	Trade Code	Work Done	Tradesperson			Supervisor		
	W/Hrs*		Working Hours	Time	Signature	Working Hours	Time	Signature
			Date	Printed Name	Date	Printed Name		
14			•			•		
15			•			•		
16			•			•		
17			•			•		
18			•			•		
19			•			•		
20			•			•		
21			•			•		
22			•			•		
23			•			•		
24			•			•		
25			•			•		
26			•			•		
27			•			•		

--	--	--	--	--	--	--	--	--	--	--	--	--	--	--	--	--	--	--	--	--	--	--	--	--	--	--	--	--	--	--	--	--	--	--	--	--	--	--	--	--	--	--	--

SNOW	Aircraft No.	Day	Mth	Yr

Maintenance Work Order - Continuation Sheet

Certificate of Work

Sheet No. _____

*RN Only

Work Required	Trade Code W/Hrs*	Work Done	Tradesperson			Supervisor		
			Working Hours	Time	Signature	Working Hours	Time	Signature
				Date	Printed Name		Date	Printed Name
1			.			.		
2			.			.		
3			.			.		
4			.			.		
5			.			.		
6			.			.		
7			.			.		
8			.			.		
9			.			.		
10			.			.		
11			.			.		
12			.			.		
13			.			.		

Certificate of Work

*RN Only

	Work Required	Trade Code	Work Done	Tradesperson			Supervisor		
		W/Hrs*		Working Hours	Time Date	Signature Printed Name	Working Hours	Time Date	Signature Printed Name
14				•			•		
15				•			•		
16				•			•		
17				•			•		
18				•			•		
19				•			•		
20				•			•		
21				•			•		
22				•			•		
23				•			•		
24				•			•		
25				•			•		
26				•			•		
27				•			•		

Certificate of Work

*RN Only

	Trade Code W/Hrs*	Work Done	Tradesperson			Supervisor		
			Working Hours	Time Date	Signature Printed Name	Working Hours	Time Date	Signature Printed Name
14			•			•		
15			•			•		
16			•			•		
17			•			•		
18			•			•		
19			•			•		
20			•			•		
21			•			•		
22			•			•		
23			•			•		
24			•			•		
25			•			•		
26			•			•		
27			•			•		



SNOW	Aircraft No.	Day	Mth	Yr

Maintenance Work Order - Continuation Sheet

Certificate of Work

Sheet No. _____

*RN Only

	Work Required	Trade Code W/Hrs*	Work Done	Tradesperson			Supervisor		
				Working Hours	Time	Signature	Working Hours	Time	Signature
					Date	Printed Name		Date	Printed Name
1				.			.		
2				.			.		
3				.			.		
4				.			.		
5				.			.		
6				.			.		
7				.			.		
8				.			.		
9				.			.		
10				.			.		
11				.			.		
12				.			.		
13				.			.		

Certificate of Work

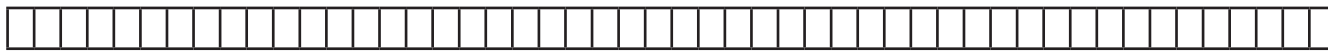
*RN Only

	Trade Code W/Hrs*	Work Done	Tradesperson			Supervisor		
			Working Hours	Time Date	Signature Printed Name	Working Hours	Time Date	Signature Printed Name
14			•			•		
15			•			•		
16			•			•		
17			•			•		
18			•			•		
19			•			•		
20			•			•		
21			•			•		
22			•			•		
23			•			•		
24			•			•		
25			•			•		
26			•			•		
27			•			•		

Certificate of Work

*RN Only

Work Required	Trade Code	Work Done	Tradesperson			Supervisor		
	W/Hrs*		Working Hours	Time	Signature	Working Hours	Time	Signature
			Date	Printed Name	Date	Printed Name		
14			•			•		
15			•			•		
16			•			•		
17			•			•		
18			•			•		
19			•			•		
20			•			•		
21			•			•		
22			•			•		
23			•			•		
24			•			•		
25			•			•		
26			•			•		
27			•			•		



SNOW	Aircraft No.	Day	Mth	Yr

Maintenance Work Order - Continuation Sheet

Certificate of Work

Sheet No. _____


*RN Only

	Work Required	Trade Code W/Hrs*	Work Done	Tradesperson			Supervisor		
				Working Hours	Time	Signature	Working Hours	Time	Signature
					Date	Printed Name		Date	Printed Name
1				.			.		
2				.			.		
3				.			.		
4				.			.		
5				.			.		
6				.			.		
7				.			.		
8				.			.		
9				.			.		
10				.			.		
11				.			.		
12				.			.		
13				.			.		

Certificate of Work

*RN Only

	Work Required	Trade Code	Work Done	Tradesperson			Supervisor		
		W/Hrs*		Working Hours	Time Date	Signature Printed Name	Working Hours	Time Date	Signature Printed Name
14				•			•		
15				•			•		
16				•			•		
17				•			•		
18				•			•		
19				•			•		
20				•			•		
21				•			•		
22				•			•		
23				•			•		
24				•			•		
25				•			•		
26				•			•		
27				•			•		



SNOW	Aircraft No.	Day	Mth	Yr

Maintenance Work Order - Continuation Sheet

Certificate of Work

Sheet No. _____

*RN Only

	Work Required	Trade Code W/Hrs*	Work Done	Tradesperson			Supervisor		
				Working Hours	Time	Signature	Working Hours	Time	Signature
					Date	Printed Name		Date	Printed Name
1				•			•		
2				•			•		
3				•			•		
4				•			•		
5				•			•		
6				•			•		
7				•			•		
8				•			•		
9				•			•		
10				•			•		
11				•			•		
12				•			•		
13				•			•		

Certificate of Work

*RN Only

	Work Required	Trade Code	Work Done	Tradesperson			Supervisor		
		W/Hrs*		Working Hours	Time Date	Signature Printed Name	Working Hours	Time Date	Signature Printed Name
14				•			•		
15				•			•		
16				•			•		
17				•			•		
18				•			•		
19				•			•		
20				•			•		
21				•			•		
22				•			•		
23				•			•		
24				•			•		
25				•			•		
26				•			•		
27				•			•		

Certificate of Work

*RN Only

	Work Required	Trade Code	Work Done	Tradesperson			Supervisor		
		W/Hrs*		Working Hours	Time Date	Signature Printed Name	Working Hours	Time Date	Signature Printed Name
14				•			•		
15				•			•		
16				•			•		
17				•			•		
18				•			•		
19				•			•		
20				•			•		
21				•			•		
22				•			•		
23				•			•		
24				•			•		
25				•			•		
26				•			•		
27				•			•		

Certificate of Work

*RN Only

	Trade Code W/Hrs*	Work Done	Tradesperson			Supervisor		
			Working Hours	Time Date	Signature Printed Name	Working Hours	Time Date	Signature Printed Name
14			•			•		
15			•			•		
16			•			•		
17			•			•		
18			•			•		
19			•			•		
20			•			•		
21			•			•		
22			•			•		
23			•			•		
24			•			•		
25			•			•		
26			•			•		
27			•			•		

Certificate of Work

*RN Only

	Work Required	Trade Code	Work Done	Tradesperson			Supervisor		
		W/Hrs*		Working Hours	Time Date	Signature Printed Name	Working Hours	Time Date	Signature Printed Name
14				•			•		
15				•			•		
16				•			•		
17				•			•		
18				•			•		
19				•			•		
20				•			•		
21				•			•		
22				•			•		
23				•			•		
24				•			•		
25				•			•		
26				•			•		
27				•			•		

Certificate of Work

*RN Only

Work Required	Trade Code	Work Done	Tradesperson			Supervisor		
	W/Hrs*		Working Hours	Time	Signature	Working Hours	Time	Signature
			Date	Printed Name	Date	Printed Name		
14			•			•		
15			•			•		
16			•			•		
17			•			•		
18			•			•		
19			•			•		
20			•			•		
21			•			•		
22			•			•		
23			•			•		
24			•			•		
25			•			•		
26			•			•		
27			•			•		

Certificate of Work

*RN Only

Work Required	Trade Code	Work Done	Tradesperson			Supervisor		
	W/Hrs*		Working Hours	Time	Signature	Working Hours	Time	Signature
			Date	Printed Name	Date	Printed Name		
14			•			•		
15			•			•		
16			•			•		
17			•			•		
18			•			•		
19			•			•		
20			•			•		
21			•			•		
22			•			•		
23			•			•		
24			•			•		
25			•			•		
26			•			•		
27			•			•		

Certificate of Work

*RN Only

Work Required	Trade Code	Work Done	Tradesperson			Supervisor		
	W/Hrs*		Working Hours	Time	Signature	Working Hours	Time	Signature
			Date	Printed Name	Date	Printed Name		
14			•			•		
15			•			•		
16			•			•		
17			•			•		
18			•			•		
19			•			•		
20			•			•		
21			•			•		
22			•			•		
23			•			•		
24			•			•		
25			•			•		
26			•			•		
27			•			•		

Certificate of Work

*RN Only

	Trade Code W/Hrs*	Work Done	Tradesperson			Supervisor		
			Working Hours	Time Date	Signature Printed Name	Working Hours	Time Date	Signature Printed Name
14			•			•		
15			•			•		
16			•			•		
17			•			•		
18			•			•		
19			•			•		
20			•			•		
21			•			•		
22			•			•		
23			•			•		
24			•			•		
25			•			•		
26			•			•		
27			•			•		

--	--	--	--	--	--	--	--	--	--	--	--	--	--	--	--	--	--	--	--	--	--	--	--	--	--	--	--	--	--	--	--	--	--	--	--	--	--	--	--	--	--	--

SNOW	Aircraft No.	Day	Mth	Yr

Maintenance Work Order - Continuation Sheet

Certificate of Work

Sheet No. _____

*RN Only

Work Required	Trade Code W/Hrs*	Work Done	Tradesperson			Supervisor		
			Working Hours	Time	Signature	Working Hours	Time	Signature
				Date	Printed Name		Date	Printed Name
1			•			•		
2			•			•		
3			•			•		
4			•			•		
5			•			•		
6			•			•		
7			•			•		
8			•			•		
9			•			•		
10			•			•		
11			•			•		
12			•			•		
13			•			•		

Certificate of Work

*RN Only

	Work Required	Trade Code	Work Done	Tradesperson			Supervisor		
		W/Hrs*		Working Hours	Time Date	Signature Printed Name	Working Hours	Time Date	Signature Printed Name
14				•			•		
15				•			•		
16				•			•		
17				•			•		
18				•			•		
19				•			•		
20				•			•		
21				•			•		
22				•			•		
23				•			•		
24				•			•		
25				•			•		
26				•			•		
27				•			•		

Certificate of Work

*RN Only

	Trade Code W/Hrs*	Work Done	Tradesperson			Supervisor		
			Working Hours	Time Date	Signature Printed Name	Working Hours	Time Date	Signature Printed Name
14			•			•		
15			•			•		
16			•			•		
17			•			•		
18			•			•		
19			•			•		
20			•			•		
21			•			•		
22			•			•		
23			•			•		
24			•			•		
25			•			•		
26			•			•		
27			•			•		

Certificate of Work

*RN Only

Work Required	Trade Code	Work Done	Tradesperson			Supervisor		
	W/Hrs*		Working Hours	Time	Signature	Working Hours	Time	Signature
			Date	Printed Name	Date	Printed Name		
14			•			•		
15			•			•		
16			•			•		
17			•			•		
18			•			•		
19			•			•		
20			•			•		
21			•			•		
22			•			•		
23			•			•		
24			•			•		
25			•			•		
26			•			•		
27			•			•		



SNOW	Aircraft No.	Day	Mth	Yr

Maintenance Work Order - Continuation Sheet

Certificate of Work

Sheet No. _____


*RN Only

	Work Required	Trade Code	Work Done	Tradesperson			Supervisor		
				Working Hours	Time Date	Signature	Working Hours	Time Date	Signature
		W/Hrs*			Printed Name		Printed Name		Printed Name
1				.			.		
2				.			.		
3				.			.		
4				.			.		
5				.			.		
6				.			.		
7				.			.		
8				.			.		
9				.			.		
10				.			.		
11				.			.		
12				.			.		
13				.			.		

Certificate of Work

*RN Only

	Trade Code W/Hrs*	Work Done	Tradesperson			Supervisor		
			Working Hours	Time Date	Signature Printed Name	Working Hours	Time Date	Signature Printed Name
14			•			•		
15			•			•		
16			•			•		
17			•			•		
18			•			•		
19			•			•		
20			•			•		
21			•			•		
22			•			•		
23			•			•		
24			•			•		
25			•			•		
26			•			•		
27			•			•		



SNOW	Aircraft No.	Day	Mth	Yr

Maintenance Work Order - Continuation Sheet

Certificate of Work

Sheet No. _____

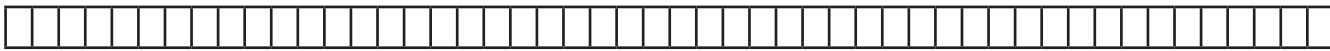
*RN Only

	Work Required	Trade Code W/Hrs*	Work Done	Tradesperson			Supervisor		
				Working Hours	Time	Signature	Working Hours	Time	Signature
					Date	Printed Name		Date	Printed Name
1				•			•		
2				•			•		
3				•			•		
4				•			•		
5				•			•		
6				•			•		
7				•			•		
8				•			•		
9				•			•		
10				•			•		
11				•			•		
12				•			•		
13				•			•		

Certificate of Work

*RN Only

	Work Required	Trade Code	Work Done	Tradesperson			Supervisor		
		W/Hrs*		Working Hours	Time Date	Signature Printed Name	Working Hours	Time Date	Signature Printed Name
14				•			•		
15				•			•		
16				•			•		
17				•			•		
18				•			•		
19				•			•		
20				•			•		
21				•			•		
22				•			•		
23				•			•		
24				•			•		
25				•			•		
26				•			•		
27				•			•		



SNOW	Aircraft No.	Day	Mth	Yr

Maintenance Work Order - Continuation Sheet

Certificate of Work

Sheet No. _____

*RN Only

	Work Required	Trade Code	Work Done	Tradesperson			Supervisor		
				Working Hours	Time	Signature	Working Hours	Time	Signature
		W/Hrs*		Date	Printed Name	Date	Printed Name		
1				.			.		
2				.			.		
3				.			.		
4				.			.		
5				.			.		
6				.			.		
7				.			.		
8				.			.		
9				.			.		
10				.			.		
11				.			.		
12				.			.		
13				.			.		

Certificate of Work

*RN Only

	Work Required	Trade Code	Work Done	Tradesperson			Supervisor		
		W/Hrs*		Working Hours	Time Date	Signature Printed Name	Working Hours	Time Date	Signature Printed Name
14				•			•		
15				•			•		
16				•			•		
17				•			•		
18				•			•		
19				•			•		
20				•			•		
21				•			•		
22				•			•		
23				•			•		
24				•			•		
25				•			•		
26				•			•		
27				•			•		



SNOW	Aircraft No.	Day	Mth	Yr

Maintenance Work Order - Continuation Sheet

Certificate of Work

Sheet No. _____

*RN Only

	Work Required	Trade Code	Work Done	Tradesperson			Supervisor			
		W/Hrs*		Working Hours	Time	Signature	Working Hours	Time	Signature	
				Date	Printed Name	Date	Printed Name			
1				.				.		
2				.				.		
3				.				.		
4				.				.		
5				.				.		
6				.				.		
7				.				.		
8				.				.		
9				.				.		
10				.				.		
11				.				.		
12				.				.		
13				.				.		

Certificate of Work

*RN Only

	Work Required	Trade Code	Work Done	Tradesperson			Supervisor		
		W/Hrs*		Working Hours	Time Date	Signature Printed Name	Working Hours	Time Date	Signature Printed Name
14				•			•		
15				•			•		
16				•			•		
17				•			•		
18				•			•		
19				•			•		
20				•			•		
21				•			•		
22				•			•		
23				•			•		
24				•			•		
25				•			•		
26				•			•		
27				•			•		

Certificate of Work

*RN Only

	Trade Code W/Hrs*	Work Done	Tradesperson			Supervisor		
			Working Hours	Time Date	Signature Printed Name	Working Hours	Time Date	Signature Printed Name
14			•			•		
15			•			•		
16			•			•		
17			•			•		
18			•			•		
19			•			•		
20			•			•		
21			•			•		
22			•			•		
23			•			•		
24			•			•		
25			•			•		
26			•			•		
27			•			•		

--	--	--	--	--	--	--	--	--	--	--	--	--	--	--	--	--	--	--	--	--	--	--	--	--	--	--	--	--	--	--	--	--	--	--	--	--	--	--	--	--	--

SNOW	Aircraft No.	Day	Mth	Yr

Maintenance Work Order - Continuation Sheet

Certificate of Work

Sheet No. _____

*RN Only

1 2 3 4 5 6 7 8 9 10 11 12 13	Work Required	Trade Code	Work Done	Tradesperson			Supervisor		
		W/Hrs*		Working Hours	Time	Signature	Working Hours	Time	Signature
					Date	Printed Name		Date	Printed Name
1				.			.		
2				.			.		
3				.			.		
4				.			.		
5				.			.		
6				.			.		
7				.			.		
8				.			.		
9				.			.		
10				.			.		
11				.			.		
12				.			.		
13				.			.		

Certificate of Work

*RN Only

	Work Required	Trade Code	Work Done	Tradesperson			Supervisor		
		W/Hrs*		Working Hours	Time Date	Signature Printed Name	Working Hours	Time Date	Signature Printed Name
14				•			•		
15				•			•		
16				•			•		
17				•			•		
18				•			•		
19				•			•		
20				•			•		
21				•			•		
22				•			•		
23				•			•		
24				•			•		
25				•			•		
26				•			•		
27				•			•		

Certificate of Work

*RN Only

	Trade Code W/Hrs*	Work Done	Tradesperson			Supervisor		
			Working Hours	Time Date	Signature Printed Name	Working Hours	Time Date	Signature Printed Name
14			•			•		
15			•			•		
16			•			•		
17			•			•		
18			•			•		
19			•			•		
20			•			•		
21			•			•		
22			•			•		
23			•			•		
24			•			•		
25			•			•		
26			•			•		
27			•			•		



SNOW	Aircraft No.	Day	Mth	Yr

Maintenance Work Order - Continuation Sheet

Certificate of Work

Sheet No. _____

	RN Only	Trade Code W/Hrs	Work Done	Tradesperson			Supervisor		
				Working Hours	Time	Signature	Working Hours	Time	Signature
					Date	Printed Name		Date	Printed Name
1				.			.		
2				.			.		
3				.			.		
4				.			.		
5				.			.		
6				.			.		
7				.			.		
8				.			.		
9				.			.		
10				.			.		
11				.			.		
12				.			.		
13				.			.		

Certificate of Work

*RN Only

Work Required	Trade Code	Work Done	Tradesperson			Supervisor		
	W/Hrs*		Working Hours	Time	Signature	Working Hours	Time	Signature
			Date	Printed Name	Date	Printed Name		
14			•			•		
15			•			•		
16			•			•		
17			•			•		
18			•			•		
19			•			•		
20			•			•		
21			•			•		
22			•			•		
23			•			•		
24			•			•		
25			•			•		
26			•			•		
27			•			•		



SNOW	Aircraft No.	Day	Mth	Yr

Maintenance Work Order - Continuation Sheet

Certificate of Work

Sheet No. _____

*RN Only

	Work Required	Trade Code	Work Done	Tradesperson			Supervisor		
				Working Hours	Time Date	Signature	Working Hours	Time Date	Signature
		W/Hrs*			Printed Name		Printed Name		Printed Name
1				.			.		
2				.			.		
3				.			.		
4				.			.		
5				.			.		
6				.			.		
7				.			.		
8				.			.		
9				.			.		
10				.			.		
11				.			.		
12				.			.		
13				.			.		

Certificate of Work

*RN Only

	Trade Code W/Hrs*	Work Done	Tradesperson			Supervisor		
			Working Hours	Time Date	Signature Printed Name	Working Hours	Time Date	Signature Printed Name
14			•			•		
15			•			•		
16			•			•		
17			•			•		
18			•			•		
19			•			•		
20			•			•		
21			•			•		
22			•			•		
23			•			•		
24			•			•		
25			•			•		
26			•			•		
27			•			•		

--	--	--	--	--	--	--	--	--	--	--	--	--	--	--	--	--	--	--	--	--	--	--	--	--	--	--	--	--	--	--	--	--	--	--	--	--	--	--	--	--	--	--

SNOW	Aircraft No.	Day	Mth	Yr

Maintenance Work Order - Continuation Sheet

Certificate of Work

Sheet No. _____

*RN Only

	Work Required	Trade Code	Work Done	Tradesperson			Supervisor		
				Working Hours	Time	Signature	Working Hours	Time	Signature
		W/Hrs*			Date	Printed Name		Date	Printed Name
1				.			.		
2				.			.		
3				.			.		
4				.			.		
5				.			.		
6				.			.		
7				.			.		
8				.			.		
9				.			.		
10				.			.		
11				.			.		
12				.			.		
13				.			.		

Certificate of Work

*RN Only

	Work Required	Trade Code	Work Done	Tradesperson			Supervisor		
		W/Hrs*		Working Hours	Time Date	Signature Printed Name	Working Hours	Time Date	Signature Printed Name
14				•			•		
15				•			•		
16				•			•		
17				•			•		
18				•			•		
19				•			•		
20				•			•		
21				•			•		
22				•			•		
23				•			•		
24				•			•		
25				•			•		
26				•			•		
27				•			•		

Certificate of Work

*RN Only

	Trade Code W/Hrs*	Work Done	Tradesperson			Supervisor		
			Working Hours	Time Date	Signature Printed Name	Working Hours	Time Date	Signature Printed Name
14			•			•		
15			•			•		
16			•			•		
17			•			•		
18			•			•		
19			•			•		
20			•			•		
21			•			•		
22			•			•		
23			•			•		
24			•			•		
25			•			•		
26			•			•		
27			•			•		



SNOW	Aircraft No.	Day	Mth	Yr

Maintenance Work Order - Continuation Sheet

Certificate of Work

Sheet No. _____

	Work Required	*RN Only		Work Done	Tradesperson			Supervisor		
		Trade Code	W/Hrs*		Working Hours	Time	Signature	Working Hours	Time	Signature
						Date	Printed Name		Date	Printed Name
1					.			.		
2					.			.		
3					.			.		
4					.			.		
5					.			.		
6					.			.		
7					.			.		
8					.			.		
9					.			.		
10					.			.		
11					.			.		
12					.			.		
13					.			.		

Certificate of Work

*RN Only

Work Required	Trade Code	Work Done	Tradesperson			Supervisor		
	W/Hrs*		Working Hours	Time	Signature	Working Hours	Time	Signature
				Date	Printed Name	Date	Printed Name	
14			•			•		
15			•			•		
16			•			•		
17			•			•		
18			•			•		
19			•			•		
20			•			•		
21			•			•		
22			•			•		
23			•			•		
24			•			•		
25			•			•		
26			•			•		
27			•			•		



SNOW	Aircraft No.	Day	Mth	Yr

Maintenance Work Order - Continuation Sheet

Certificate of Work

Sheet No. _____

*RN Only

	Work Required	Trade Code	Work Done	Tradesperson			Supervisor		
		W/Hrs*		Working Hours	Time	Signature	Working Hours	Time	Signature
				Date	Printed Name	Date	Printed Name		
1				.			.		
2				.			.		
3				.			.		
4				.			.		
5				.			.		
6				.			.		
7				.			.		
8				.			.		
9				.			.		
10				.			.		
11				.			.		
12				.			.		
13				.			.		

Certificate of Work

*RN Only

	Work Required	Trade Code	Work Done	Tradesperson			Supervisor		
		W/Hrs*		Working Hours	Time Date	Signature Printed Name	Working Hours	Time Date	Signature Printed Name
14				•			•		
15				•			•		
16				•			•		
17				•			•		
18				•			•		
19				•			•		
20				•			•		
21				•			•		
22				•			•		
23				•			•		
24				•			•		
25				•			•		
26				•			•		
27				•			•		



SNOW	Aircraft No.	Day	Mth	Yr

Maintenance Work Order - Continuation Sheet

Certificate of Work

Sheet No. _____

*RN Only

	Work Required	Trade Code	Work Done	Tradesperson			Supervisor		
		W/Hrs*		Working Hours	Time	Signature	Working Hours	Time	Signature
				Date	Printed Name	Date	Printed Name		
1				.			.		
2				.			.		
3				.			.		
4				.			.		
5				.			.		
6				.			.		
7				.			.		
8				.			.		
9				.			.		
10				.			.		
11				.			.		
12				.			.		
13				.			.		

Certificate of Work

*RN Only

Work Required	Trade Code	Work Done	Tradesperson			Supervisor		
	W/Hrs*		Working Hours	Time	Signature	Working Hours	Time	Signature
			Date	Printed Name	Date	Printed Name		
14			•			•		
15			•			•		
16			•			•		
17			•			•		
18			•			•		
19			•			•		
20			•			•		
21			•			•		
22			•			•		
23			•			•		
24			•			•		
25			•			•		
26			•			•		
27			•			•		



SNOW	Aircraft No.	Day	Mth	Yr

Maintenance Work Order - Continuation Sheet

Certificate of Work

Sheet No. _____

*RN Only

	Work Required	Trade Code W/Hrs*	Work Done	Tradesperson			Supervisor		
				Working Hours	Time	Signature	Working Hours	Time	Signature
					Date	Printed Name		Date	Printed Name
1				.			.		
2				.			.		
3				.			.		
4				.			.		
5				.			.		
6				.			.		
7				.			.		
8				.			.		
9				.			.		
10				.			.		
11				.			.		
12				.			.		
13				.			.		

Certificate of Work

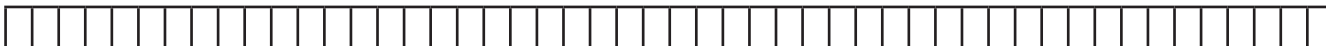
*RN Only

	Trade Code W/Hrs*	Work Done	Tradesperson			Supervisor		
			Working Hours	Time Date	Signature Printed Name	Working Hours	Time Date	Signature Printed Name
14			•			•		
15			•			•		
16			•			•		
17			•			•		
18			•			•		
19			•			•		
20			•			•		
21			•			•		
22			•			•		
23			•			•		
24			•			•		
25			•			•		
26			•			•		
27			•			•		

Certificate of Work

*RN Only

Work Required	Trade Code	Work Done	Tradesperson			Supervisor		
	W/Hrs*		Working Hours	Time	Signature	Working Hours	Time	Signature
			Date	Printed Name	Date	Printed Name		
14			•			•		
15			•			•		
16			•			•		
17			•			•		
18			•			•		
19			•			•		
20			•			•		
21			•			•		
22			•			•		
23			•			•		
24			•			•		
25			•			•		
26			•			•		
27			•			•		



SNOW	Aircraft No.	Day	Mth	Yr

Maintenance Work Order - Continuation Sheet

Certificate of Work

Sheet No. _____

*RN Only

	Work Required	Trade Code		Work Done	Tradesperson			Supervisor			
		Code	W/Hrs*		Working Hours	Time	Signature	Working Hours	Time	Signature	
						Date	Printed Name		Date	Printed Name	
1					•			•			
2					•			•			
3					•			•			
4					•			•			
5					•			•			
6					•			•			
7					•			•			
8					•			•			
9					•			•			
10					•			•			
11					•			•			
12					•			•			
13					•			•			

Certificate of Work

*RN Only

	Trade Code W/Hrs*	Work Done	Tradesperson			Supervisor		
			Working Hours	Time Date	Signature Printed Name	Working Hours	Time Date	Signature Printed Name
14			•			•		
15			•			•		
16			•			•		
17			•			•		
18			•			•		
19			•			•		
20			•			•		
21			•			•		
22			•			•		
23			•			•		
24			•			•		
25			•			•		
26			•			•		
27			•			•		

Certificate of Work

*RN Only

	Trade Code W/Hrs*	Work Done	Tradesperson			Supervisor		
			Working Hours	Time Date	Signature Printed Name	Working Hours	Time Date	Signature Printed Name
14			•			•		
15			•			•		
16			•			•		
17			•			•		
18			•			•		
19			•			•		
20			•			•		
21			•			•		
22			•			•		
23			•			•		
24			•			•		
25			•			•		
26			•			•		
27			•			•		



SNOW	Aircraft No.	Day	Mth	Yr

Maintenance Work Order - Continuation Sheet

Certificate of Work

Sheet No. _____

*RN Only

	Work Required	Trade Code	Work Done	Tradesperson			Supervisor		
		W/Hrs*		Working Hours	Time	Signature	Working Hours	Time	Signature
				Date	Printed Name	Date	Printed Name		
1				.			.		
2				.			.		
3				.			.		
4				.			.		
5				.			.		
6				.			.		
7				.			.		
8				.			.		
9				.			.		
10				.			.		
11				.			.		
12				.			.		
13				.			.		

Certificate of Work

*RN Only

	Work Required	Trade Code	Work Done	Tradesperson			Supervisor		
		W/Hrs*		Working Hours	Time Date	Signature Printed Name	Working Hours	Time Date	Signature Printed Name
14				•			•		
15				•			•		
16				•			•		
17				•			•		
18				•			•		
19				•			•		
20				•			•		
21				•			•		
22				•			•		
23				•			•		
24				•			•		
25				•			•		
26				•			•		
27				•			•		



SNOW	Aircraft No.	Day	Mth	Yr

Maintenance Work Order - Continuation Sheet

Certificate of Work

Sheet No. _____

*RN Only

	Work Required	Trade Code		Work Done	Tradesperson			Supervisor				
		Code	W/Hrs*		Working Hours	Time	Signature	Working Hours	Time	Signature		
						Date	Printed Name		Date	Printed Name		
1					.			.				
2					.			.				
3					.			.				
4					.			.				
5					.			.				
6					.			.				
7					.			.				
8					.			.				
9					.			.				
10					.			.				
11					.			.				
12					.			.				
13					.			.				

Certificate of Work

*RN Only

	Work Required	Trade Code	Work Done	Tradesperson			Supervisor		
		W/Hrs*		Working Hours	Time Date	Signature Printed Name	Working Hours	Time Date	Signature Printed Name
14				•			•		
15				•			•		
16				•			•		
17				•			•		
18				•			•		
19				•			•		
20				•			•		
21				•			•		
22				•			•		
23				•			•		
24				•			•		
25				•			•		
26				•			•		
27				•			•		

Certificate of Work

*RN Only

Work Required	Trade Code	Work Done	Tradesperson			Supervisor		
	W/Hrs*		Working Hours	Time	Signature	Working Hours	Time	Signature
			Date	Printed Name	Date	Printed Name		
14			•			•		
15			•			•		
16			•			•		
17			•			•		
18			•			•		
19			•			•		
20			•			•		
21			•			•		
22			•			•		
23			•			•		
24			•			•		
25			•			•		
26			•			•		
27			•			•		



SNOW	Aircraft No.	Day	Mth	Yr

Maintenance Work Order - Continuation Sheet

Certificate of Work

Sheet No. _____

*RN Only

	Work Required	Trade Code W/Hrs*	Work Done	Tradesperson			Supervisor		
				Working Hours	Time	Signature	Working Hours	Time	Signature
					Date	Printed Name		Date	Printed Name
1				.			.		
2				.			.		
3				.			.		
4				.			.		
5				.			.		
6				.			.		
7				.			.		
8				.			.		
9				.			.		
10				.			.		
11				.			.		
12				.			.		
13				.			.		

Certificate of Work

*RN Only

Work Required	Trade Code	Work Done	Tradesperson			Supervisor		
	W/Hrs*		Working Hours	Time	Signature	Working Hours	Time	Signature
			Date	Printed Name	Date	Printed Name		
14			•			•		
15			•			•		
16			•			•		
17			•			•		
18			•			•		
19			•			•		
20			•			•		
21			•			•		
22			•			•		
23			•			•		
24			•			•		
25			•			•		
26			•			•		
27			•			•		

Certificate of Work

*RN Only

	Trade Code W/Hrs*	Work Done	Tradesperson			Supervisor		
			Working Hours	Time Date	Signature Printed Name	Working Hours	Time Date	Signature Printed Name
14			•			•		
15			•			•		
16			•			•		
17			•			•		
18			•			•		
19			•			•		
20			•			•		
21			•			•		
22			•			•		
23			•			•		
24			•			•		
25			•			•		
26			•			•		
27			•			•		

Certificate of Work

*RN Only

	Trade Code W/Hrs*	Work Done	Tradesperson			Supervisor		
			Working Hours	Time Date	Signature Printed Name	Working Hours	Time Date	Signature Printed Name
14			•			•		
15			•			•		
16			•			•		
17			•			•		
18			•			•		
19			•			•		
20			•			•		
21			•			•		
22			•			•		
23			•			•		
24			•			•		
25			•			•		
26			•			•		
27			•			•		

Certificate of Work

*RN Only

	Trade Code W/Hrs*	Work Done	Tradesperson			Supervisor		
			Working Hours	Time Date	Signature Printed Name	Working Hours	Time Date	Signature Printed Name
14			•			•		
15			•			•		
16			•			•		
17			•			•		
18			•			•		
19			•			•		
20			•			•		
21			•			•		
22			•			•		
23			•			•		
24			•			•		
25			•			•		
26			•			•		
27			•			•		



SNOW	Aircraft No.	Day	Mth	Yr

Maintenance Work Order - Continuation Sheet

Certificate of Work

Sheet No. _____

*RN Only

	Work Required	Trade Code W/Hrs*	Work Done	Tradesperson			Supervisor		
				Working Hours	Time	Signature	Working Hours	Time	Signature
					Date	Printed Name		Date	Printed Name
1				.			.		
2				.			.		
3				.			.		
4				.			.		
5				.			.		
6				.			.		
7				.			.		
8				.			.		
9				.			.		
10				.			.		
11				.			.		
12				.			.		
13				.			.		

Certificate of Work

*RN Only

Work Required	Trade Code	Work Done	Tradesperson			Supervisor		
	W/Hrs*		Working Hours	Time	Signature	Working Hours	Time	Signature
			Date	Printed Name	Date	Printed Name		
14			•			•		
15			•			•		
16			•			•		
17			•			•		
18			•			•		
19			•			•		
20			•			•		
21			•			•		
22			•			•		
23			•			•		
24			•			•		
25			•			•		
26			•			•		
27			•			•		



SNOW	Aircraft No.	Day	Mth	Yr

Maintenance Work Order - Continuation Sheet

Certificate of Work

Sheet No. _____

*RN Only

	Work Required	Trade Code	Work Done	Tradesperson			Supervisor		
				Working Hours	Time	Signature	Working Hours	Time	Signature
		W/Hrs*			Date	Printed Name		Date	Printed Name
1				.			.		
2				.			.		
3				.			.		
4				.			.		
5				.			.		
6				.			.		
7				.			.		
8				.			.		
9				.			.		
10				.			.		
11				.			.		
12				.			.		
13				.			.		

Certificate of Work

*RN Only

	Work Required	Trade Code	Work Done	Tradesperson			Supervisor		
		W/Hrs*		Working Hours	Time Date	Signature Printed Name	Working Hours	Time Date	Signature Printed Name
14				•			•		
15				•			•		
16				•			•		
17				•			•		
18				•			•		
19				•			•		
20				•			•		
21				•			•		
22				•			•		
23				•			•		
24				•			•		
25				•			•		
26				•			•		
27				•			•		



SNOW	Aircraft No.	Day	Mth	Yr

Maintenance Work Order - Continuation Sheet

Certificate of Work

Sheet No. _____

*RN Only

	Work Required	Trade Code W/Hrs*	Work Done	Tradesperson			Supervisor		
				Working Hours	Time	Signature	Working Hours	Time	Signature
					Date	Printed Name		Date	Printed Name
1				.			.		
2				.			.		
3				.			.		
4				.			.		
5				.			.		
6				.			.		
7				.			.		
8				.			.		
9				.			.		
10				.			.		
11				.			.		
12				.			.		
13				.			.		

Certificate of Work

*RN Only

	Trade Code W/Hrs*	Work Done	Tradesperson			Supervisor		
			Working Hours	Time Date	Signature Printed Name	Working Hours	Time Date	Signature Printed Name
14			•			•		
15			•			•		
16			•			•		
17			•			•		
18			•			•		
19			•			•		
20			•			•		
21			•			•		
22			•			•		
23			•			•		
24			•			•		
25			•			•		
26			•			•		
27			•			•		



SNOW	Aircraft No.	Day	Mth	Yr

Maintenance Work Order - Continuation Sheet

Certificate of Work

Sheet No. _____

*RN Only

	Work Required	Trade Code W/Hrs*	Work Done	Tradesperson			Supervisor		
				Working Hours	Time	Signature	Working Hours	Time	Signature
					Date	Printed Name		Date	Printed Name
1				.			.		
2				.			.		
3				.			.		
4				.			.		
5				.			.		
6				.			.		
7				.			.		
8				.			.		
9				.			.		
10				.			.		
11				.			.		
12				.			.		
13				.			.		

Certificate of Work

*RN Only

	Trade Code W/Hrs*	Work Done	Tradesperson			Supervisor		
			Working Hours	Time Date	Signature Printed Name	Working Hours	Time Date	Signature Printed Name
14			•			•		
15			•			•		
16			•			•		
17			•			•		
18			•			•		
19			•			•		
20			•			•		
21			•			•		
22			•			•		
23			•			•		
24			•			•		
25			•			•		
26			•			•		
27			•			•		

Certificate of Work

*RN Only

	Work Required	Trade Code	Work Done	Tradesperson			Supervisor		
		W/Hrs*		Working Hours	Time Date	Signature Printed Name	Working Hours	Time Date	Signature Printed Name
14				•			•		
15				•			•		
16				•			•		
17				•			•		
18				•			•		
19				•			•		
20				•			•		
21				•			•		
22				•			•		
23				•			•		
24				•			•		
25				•			•		
26				•			•		
27				•			•		

Certificate of Work

*RN Only

	Trade Code W/Hrs*	Work Done	Tradesperson			Supervisor		
			Working Hours	Time Date	Signature Printed Name	Working Hours	Time Date	Signature Printed Name
14			•			•		
15			•			•		
16			•			•		
17			•			•		
18			•			•		
19			•			•		
20			•			•		
21			•			•		
22			•			•		
23			•			•		
24			•			•		
25			•			•		
26			•			•		
27			•			•		



SNOW	Aircraft No.	Day	Mth	Yr

Maintenance Work Order - Continuation Sheet

Certificate of Work

Sheet No. _____

*RN Only

	Work Required	Trade Code	Work Done	Tradesperson			Supervisor		
		W/Hrs*		Working Hours	Time	Signature	Working Hours	Time	Signature
				Date	Printed Name	Date	Printed Name		
1				.			.		
2				.			.		
3				.			.		
4				.			.		
5				.			.		
6				.			.		
7				.			.		
8				.			.		
9				.			.		
10				.			.		
11				.			.		
12				.			.		
13				.			.		

Certificate of Work

*RN Only

	Trade Code W/Hrs*	Work Done	Tradesperson			Supervisor		
			Working Hours	Time Date	Signature Printed Name	Working Hours	Time Date	Signature Printed Name
14			•			•		
15			•			•		
16			•			•		
17			•			•		
18			•			•		
19			•			•		
20			•			•		
21			•			•		
22			•			•		
23			•			•		
24			•			•		
25			•			•		
26			•			•		
27			•			•		

Certificate of Work

*RN Only

Work Required	Trade Code	Work Done	Tradesperson			Supervisor		
	W/Hrs*		Working Hours	Time	Signature	Working Hours	Time	Signature
			Date	Printed Name	Date	Printed Name		
14			•			•		
15			•			•		
16			•			•		
17			•			•		
18			•			•		
19			•			•		
20			•			•		
21			•			•		
22			•			•		
23			•			•		
24			•			•		
25			•			•		
26			•			•		
27			•			•		



SNOW	Aircraft No.	Day	Mth	Yr

Maintenance Work Order - Continuation Sheet

Certificate of Work

Sheet No. _____

*RN Only

	Work Required	Trade Code W/Hrs*	Work Done	Tradesperson			Supervisor		
				Working Hours	Time	Signature	Working Hours	Time	Signature
					Date	Printed Name		Date	Printed Name
1				.			.		
2				.			.		
3				.			.		
4				.			.		
5				.			.		
6				.			.		
7				.			.		
8				.			.		
9				.			.		
10				.			.		
11				.			.		
12				.			.		
13				.			.		

Certificate of Work

*RN Only

Work Required	Trade Code	Work Done	Tradesperson			Supervisor		
	W/Hrs*		Working Hours	Time Date	Signature Printed Name	Working Hours	Time Date	Signature Printed Name
14			•			•		
15			•			•		
16			•			•		
17			•			•		
18			•			•		
19			•			•		
20			•			•		
21			•			•		
22			•			•		
23			•			•		
24			•			•		
25			•			•		
26			•			•		
27			•			•		

Certificate of Work

*RN Only

Work Required	Trade Code	Work Done	Tradesperson			Supervisor		
	W/Hrs*		Working Hours	Time	Signature	Working Hours	Time	Signature
			Date	Printed Name	Date	Printed Name		
14			•			•		
15			•			•		
16			•			•		
17			•			•		
18			•			•		
19			•			•		
20			•			•		
21			•			•		
22			•			•		
23			•			•		
24			•			•		
25			•			•		
26			•			•		
27			•			•		

Certificate of Work

*RN Only

Work Required	Trade Code	Work Done	Tradesperson			Supervisor		
	W/Hrs*		Working Hours	Time	Signature	Working Hours	Time	Signature
			Date	Printed Name	Date	Printed Name		
14			•			•		
15			•			•		
16			•			•		
17			•			•		
18			•			•		
19			•			•		
20			•			•		
21			•			•		
22			•			•		
23			•			•		
24			•			•		
25			•			•		
26			•			•		
27			•			•		



SNOW	Aircraft No.	Day	Mth	Yr

Maintenance Work Order - Continuation Sheet

Certificate of Work

Sheet No. _____

*RN Only

	Work Required	Trade Code W/Hrs*	Work Done	Tradesperson			Supervisor		
				Working Hours	Time	Signature	Working Hours	Time	Signature
					Date	Printed Name		Date	Printed Name
1				•			•		
2				•			•		
3				•			•		
4				•			•		
5				•			•		
6				•			•		
7				•			•		
8				•			•		
9				•			•		
10				•			•		
11				•			•		
12				•			•		
13				•			•		

Certificate of Work

*RN Only

Work Required	Trade Code	Work Done	Tradesperson			Supervisor		
	W/Hrs*		Working Hours	Time	Signature	Working Hours	Time	Signature
			Date	Printed Name	Date	Printed Name		
14			•			•		
15			•			•		
16			•			•		
17			•			•		
18			•			•		
19			•			•		
20			•			•		
21			•			•		
22			•			•		
23			•			•		
24			•			•		
25			•			•		
26			•			•		
27			•			•		



SNOW	Aircraft No.	Day	Mth	Yr

Maintenance Work Order - Continuation Sheet

Certificate of Work

Sheet No. _____

*RN Only

	Work Required	Trade Code W/Hrs*	Work Done	Tradesperson			Supervisor		
				Working Hours	Time	Signature	Working Hours	Time	Signature
					Date	Printed Name		Date	Printed Name
1				.			.		
2				.			.		
3				.			.		
4				.			.		
5				.			.		
6				.			.		
7				.			.		
8				.			.		
9				.			.		
10				.			.		
11				.			.		
12				.			.		
13				.			.		

Certificate of Work

*RN Only

	Work Required	Trade Code	Work Done	Tradesperson			Supervisor		
		W/Hrs*		Working Hours	Time Date	Signature Printed Name	Working Hours	Time Date	Signature Printed Name
14				•			•		
15				•			•		
16				•			•		
17				•			•		
18				•			•		
19				•			•		
20				•			•		
21				•			•		
22				•			•		
23				•			•		
24				•			•		
25				•			•		
26				•			•		
27				•			•		



SNOW	Aircraft No.	Day	Mth	Yr

Maintenance Work Order - Continuation Sheet

Certificate of Work

Sheet No. _____

*RN Only

	Work Required	Trade Code		Work Done	Tradesperson			Supervisor		
		Code	W/Hrs*		Working Hours	Time	Signature	Working Hours	Time	Signature
						Date	Printed Name		Date	Printed Name
1					.			.		
2					.			.		
3					.			.		
4					.			.		
5					.			.		
6					.			.		
7					.			.		
8					.			.		
9					.			.		
10					.			.		
11					.			.		
12					.			.		
13					.			.		

Certificate of Work

*RN Only

Work Required	Trade Code	Work Done	Tradesperson			Supervisor		
	W/Hrs*		Working Hours	Time	Signature	Working Hours	Time	Signature
			Date	Printed Name	Date	Printed Name		
14			•			•		
15			•			•		
16			•			•		
17			•			•		
18			•			•		
19			•			•		
20			•			•		
21			•			•		
22			•			•		
23			•			•		
24			•			•		
25			•			•		
26			•			•		
27			•			•		



SNOW	Aircraft No.	Day	Mth	Yr

Maintenance Work Order - Continuation Sheet

Certificate of Work

Sheet No. _____

*RN Only

	Work Required	Trade Code W/Hrs*	Work Done	Tradesperson			Supervisor		
				Working Hours	Time	Signature	Working Hours	Time	Signature
					Date	Printed Name		Date	Printed Name
1				.			.		
2				.			.		
3				.			.		
4				.			.		
5				.			.		
6				.			.		
7				.			.		
8				.			.		
9				.			.		
10				.			.		
11				.			.		
12				.			.		
13				.			.		

Certificate of Work

*RN Only

Work Required	Trade Code	Work Done	Tradesperson			Supervisor		
	W/Hrs*		Working Hours	Time	Signature	Working Hours	Time	Signature
			Date	Printed Name	Date	Printed Name		
14			•			•		
15			•			•		
16			•			•		
17			•			•		
18			•			•		
19			•			•		
20			•			•		
21			•			•		
22			•			•		
23			•			•		
24			•			•		
25			•			•		
26			•			•		
27			•			•		



SNOW	Aircraft No.	Day	Mth	Yr

Maintenance Work Order - Continuation Sheet

Certificate of Work

Sheet No. _____

*RN Only

	Work Required	Trade Code W/Hrs*	Work Done	Tradesperson			Supervisor		
				Working Hours	Time	Signature	Working Hours	Time	Signature
					Date	Printed Name		Date	Printed Name
1				.			.		
2				.			.		
3				.			.		
4				.			.		
5				.			.		
6				.			.		
7				.			.		
8				.			.		
9				.			.		
10				.			.		
11				.			.		
12				.			.		
13				.			.		

Certificate of Work

*RN Only

	Trade Code W/Hrs*	Work Done	Tradesperson			Supervisor		
			Working Hours	Time Date	Signature Printed Name	Working Hours	Time Date	Signature Printed Name
14			•			•		
15			•			•		
16			•			•		
17			•			•		
18			•			•		
19			•			•		
20			•			•		
21			•			•		
22			•			•		
23			•			•		
24			•			•		
25			•			•		
26			•			•		
27			•			•		

Certificate of Work

*RN Only

	Trade Code W/Hrs*	Work Done	Tradesperson			Supervisor		
			Working Hours	Time Date	Signature Printed Name	Working Hours	Time Date	Signature Printed Name
14			•			•		
15			•			•		
16			•			•		
17			•			•		
18			•			•		
19			•			•		
20			•			•		
21			•			•		
22			•			•		
23			•			•		
24			•			•		
25			•			•		
26			•			•		
27			•			•		