



Department
for Education

Parent, Pupil and Learner Voice

Technical report: 2023 to 2024 academic
year

September 2024

Authors: Verian, Department for
Education



Government
Social Research

Contents

List of tables	4
Overview	5
Methodology overview	6
Overview of Phase 1 and Phase 2	6
Sampling	8
Target populations	8
Sample frame for year 1 to 11 recruitment	8
Deduplication	9
Stratification	9
Issued sample sizes for the recruitment survey	11
Sample frame for year 12 to 13 recruitment	12
Stratification	13
Issued sample sizes for the year 12 and 13 recruitment survey	14
PPLV Replenishment Sampling	14
Sample checking	16
Questionnaire	17
Cognitive testing	17
Questionnaire checking	17
Fieldwork	18
Year 1 to 11 recruitment: Initial invites	18
Year 1 to 11 recruitment: Reminder invites	18
Year 12 to 13 recruitment: Initial invites	19
Year 12 to 13 recruitment: Reminder invites	19
Invites to subsequent research waves	19
Respondent website	20
Helpdesk support	20
Escalations	20
Opt outs	21
Recruitment survey incentives	21

Research wave incentives	21
Response rates	24
Response rate for the Year 1 to 11 recruitment	24
Demographic profile of recruited respondents	26
Weighting	31
Year 1 to 11 panel recruitment and replenishment	31
Year 12 and 13 pupils and learners recruitment survey	33
Year 7 to year 13 base weight	34
Weighting ongoing panel surveys	34
Design effects	35
Data processing and analysis	38
Data checking	38
Margins of error	39
Accompanying data tables	40
Appendices	41
Appendix A: Target population size	42
Appendix B: Variables used for analysis	47
Appendix C: Invitations to the PPLV (recruitment)	49
Invite to individual parents	50
Invite to parents and pupils in year 9 to 11	52
Invite to parents and pupils in year 7 to 8	58
Invite to pupils and learners in year 12 and 13	64
Appendix D: Invitations to subsequent research waves	68
Invite to parents	68
Invite to pupils	70
Appendix E: Glossary	72

List of tables

Table 1: Parent Pupil and Learner Voice (PPLV) waves in 2023/24	7
Table 2: Explicit strata population counts and selected sample	10
Table 3: Original issue and reserve sample	11
Table 4: Secondary parent selection	12
Table 5: Stratum level issued sample sizes and recruitment levels	14
Table 6: Stratum level issued sample sizes and recruitment levels	15
Table 7: Response rate comparison among secondary parents and secondary pupils based on the incentive offered	22
Table 8: Response rate comparison among secondary parents and secondary pupils identified as CiN, FSM or SEN based on the incentive offered	23
Table 9: Number of parents and pupils who completed each wave	24
Table 10: Percentage of parents and pupils who completed each wave	25
Table 11: Profile of parents surveyed, year group and eligibility status	26
Table 12: Profile of parents surveyed, ethnicity, gender and region	27
Table 13: Profile of pupils surveyed, year group and eligibility status	28
Table 14: Profile of pupils surveyed, ethnicity, gender and region	28
Table 15: Profile of year 12 and 13 pupils and learners surveyed, ethnicity, gender and region	30
Table 16: Design effects for all parent surveys	35
Table 17: Design effects for all pupil surveys	36
Table 18: Population profile of primary school pupils	42
Table 19: Population profile of secondary school pupils	43
Table 20: Population profile of Special school pupils	44

Overview

The Department for Education (DfE) commissioned Parent, Pupil and Learner Voice (PPLV) to collect robust and quick turnaround research to support policy development. The PPLV aims to help DfE make evidence-based policy decisions and see how views and experiences of parents (including legal guardians and carers), pupils and learners change over time.

This technical report covers each element of the PPLV data collection and delivery process during the 2023/24 academic year, across the recruitment phase for primary parents; secondary parents and pupils in years 7 to 11. The PPLV was previously known as the Parent, Pupil and Learner Panel (PPLP). Please see the [technical report covering the 2022/23 academic year](#) for information about the 2022/23 PPLP. The report is divided into the following sections:

- Section 1: Overview - includes an overview of the aims of the panel and what this document covers
- Section 2: Methodology Overview - summarises the timescales for each wave and the reasons for the method selected
- Section 3: Sampling - outlines the size and structure of the starting sample and a summary of the recruitment phase
- Section 4: Questionnaire - provides details of the questionnaire development and cognitive testing of the questionnaires
- Section 5: Fieldwork - details the process for inviting panel members to participate and subsequent communication processes with panel members
- Section 6: Response Rates - outlines how many people took part in each wave and the breakdown of responses by key respondent groups
- Section 7: Weighting - a summary of the weighting approach
- Section 8: Data Processing and Analysis - an outline of the process for processing and analysing data, including which key subgroups were looked at and how significant differences were tested
- Section 9: Appendices - communications sent to panel members and detail on population size

Methodology overview

Overview of Phase 1 and Phase 2

The research was structured into 2 broad phases.

Phase 1: the December 2023 recruitment wave (December 2023 to January 2024) invited pupils expected to now be in years 7 to 11 and parents of pupils in years 1 to 11 to take part in a 15-minute online survey and join the PPLV. Panel members were sampled from the National Pupil Database (NPD) using the most recent data at the point of sampling, which was the 2022/23 academic year. As such, pupils who were in years 6 to 10 in the 2022/23 academic year were sampled as expected to be in years 7 to 11 in the 2023/24 academic year. Sampled panel members were contacted by letter, inviting them to take part in an online survey (push-to-web approach).

A subsequent recruitment wave was conducted in February to March 2024, to recruit pupils and learners in years 12 and 13 to the PPLV, using the NPD and Individualised Learner Records (ILR) data.

Phase 2: subsequent waves involved emailing panel members and inviting them to take part in regular short 10-minute surveys.

In Phase 1, fieldwork lasted 7 weeks between 1 December 2023 and 22 January 2024. Potential participants were sent an initial invitation letter (see Appendix C) followed by a reminder letter which was sent two weeks into the fieldwork period. Participants were offered a £5 incentive in the form of a Love2Shop voucher.

Phase 2 surveys were open between 7 and 10 days. Panellists who opted-in to receiving a prenotification email received an email roughly a week before each research wave, informing them a survey would be coming. All panel members were sent an initial email invitation and panel members who provided a mobile number in the recruitment survey were also sent an SMS invitation when fieldwork began. SMS and email reminders were sent throughout the fieldwork period.

A £2.50 incentive, in the form of a gift voucher, was offered to parents and pupils at the first research wave in Phase 2. Respondents were offered a choice of claiming their £2.50 or to complete further survey waves and build up their incentive (for example to claim £5 after completing two surveys, or £10 after completing four surveys), offering respondents flexibility in their rewards.

Table 1 gives a breakdown of fieldwork completed for the recruitment wave. The table outlines the number of responses achieved and the dates of the fieldwork period.

Table 1: Parent Pupil and Learner Voice (PPLV) waves in 2023/24

Wave	Number of responses	Fieldwork period
Recruitment wave	4,802 parents and 3,976 secondary pupils (years 7 to 11)	1 December 2023 to 22 January 2024
Research wave 1	2,351 parents and 1,458 secondary pupil (years 7 to 11)	27 February 2024 to 11 March 2024
Year 12 to 13 recruitment (combined with research wave 1)	2,416 secondary pupils and learners (years 12 to 13)	27 February 2024 to 25 March 2024
Year 12 to 13 recruitment (total)	2,586 secondary pupils and learners (years 12 to 13)	27 February 2024 to 30 April 2024
Research wave 2	2,076 parents and 2,450 secondary pupils and learners (years 7 to 13)	20 March 2024 to 27 March 2024
Replenishment	1,109 parents and 1,936 secondary pupils (years 7 to 11)	29 April 2024 to 22 May 2024
National Behaviour Survey (NBS) ¹ wave	3,706 secondary pupils (years 7 to 13)	24 April 2024 to 22 May 2024
Research wave 3	2,289 parents and 2,771 secondary pupils and learners (years 7 to 13)	15 May 2024 to 24 May 2024

¹ <https://www.gov.uk/government/publications/national-behaviour-survey-reports>

Sampling

Target populations

There were four target populations for the PPLV:

1. Parents of pupils educated in state schools, years 1 to 6
2. Parents of pupils educated in state schools, years 7 to 11
3. Pupils educated in state schools, years 7 to 11
4. Young people in education in state schools or Further Education colleges, years 12 to 13²

Pupils and parents of pupils in independent schools, pupil referral units, and those who are home educated, were considered out of scope for this research. Pupils in special schools were also considered out of scope for this research, whereas parents of pupils in special schools were included.

Learners in work-based programmes (such as apprenticeships and traineeships) and those attending independent training providers and special needs institutions were considered out of scope for this research.

Sample frame for year 1 to 11 recruitment

The National Pupil Database (NPD, compiled following the Summer Census 2022/23) was used as the sample frame. This sample was drawn in November 2023.

For parents and pupils up to year 11, the school year was rolled forward due to the point the NPD extract was taken. This meant, for example, that a sample of pupils in reception year (R) at the time of the Summer Census was taken to cover pupils in year 1 in the 2023 to 24 academic year. As a result, there will be a small degree of non-coverage affecting these samples, due to population churn between NPD compilation and the PPLV recruitment survey. In particular, this will affect coverage of parents of pupils in year 1 because the sample is limited to those that attended year R (it is not compulsory), and pupils in reception during academic year 2023 to 24 were not covered. All surveyed pupils and parents are referred to using the year group the pupil was in during the 2023 to 24 academic year.

DfE provided extracts from the National Pupil Database (NPD) these included:

² Representative sample of those in classroom-based study programmes, in state schools or the Further Education college sector

- Summer Census Schools data for the academic year 2022/2023.
- Summer Census data for all 'on roll' pupils in the academic year 2022/2023 linked to Key Stage 1 and Key Stage 2 prior attainment and CiN data.

These extracts contained 7,111,671 pupil records.

Deduplication

Duplicate records were removed from the file (using the variable RecordStatus_SUM23 and Pupil Matching reference). A total of 989 (0.01%) records were removed and 7,110,682 records remained following the removal of these cases.

Stratification

The NPD was explicitly stratified by school phase; primary, secondary and special school. Primary and secondary school were crossed with three binary variables: SEN status, free school meals (FSM) status, and children in need status (CiN). These subgroups were oversampled to improve the precision of survey estimates for these subgroups, and to reflect lower response rates achieved during previous survey panels. Special schools were included as an explicit category. Different sampling fractions were applied to each explicit stratum. All subgroups were identified based on data from the NPD.

There were 17 explicit categories in the stratification variable:

1. Primary - None
2. Primary - CiN only
3. Primary - FSM only
4. Primary - SEN only
5. Primary - CiN & FSM
6. Primary - FSM & SEN
7. Primary - CiN & SEN
8. Primary - CiN, FSM and SEN
9. Secondary - None
10. Secondary - CiN only
11. Secondary - FSM only

12. Secondary - SEN only
13. Secondary - CiN & FSM
14. Secondary - FSM & SEN
15. Secondary - CiN & SEN
16. Secondary - CiN, FSM and SEN
17. Special School

Within each explicit stratum, the pupils were sorted hierarchically before a systematic random sample was drawn from the NPD. The NPD sorting variables, ranked from first to last, were:

- School year
- Sex
- Age
- Ethnic group
- SEN (SEN/EHCP/NONE)
- Primary SEN type (SEN strata only)
- Local authority
- School Unique Reference Number (URN)
- Income Deprivation Affecting Children Index (IDACI) rank based on home address Lower Layer Super Output Area (LSOA).

Table 2 presents the strata population counts and selected sample for each strata.

Table 2: Explicit strata population counts and selected sample

Strata	NPD Population	Total selected
Primary - None	2,440,387	6,880
Primary - CiN only	23,175	1,644
Primary - FSM only	654,467	4,136
Primary - SEN only	373,966	3,760
Primary - CiN & FSM	51,179	3,732
Primary - FSM & SEN	222,978	3,286
Primary - CiN & SEN	11,441	1,090
Primary - CiN, FSM and SEN	33,067	2,426
Secondary - None	2,011,468	9,362

Strata	NPD Population	Total selected
Secondary - CiN only	28,707	4,060
Secondary - FSM only	549,406	7,838
Secondary - SEN only	318,264	7,304
Secondary - CiN & FSM	50,897	8,356
Secondary - FSM & SEN	175,629	6,510
Secondary - CiN & SEN	14,210	2,288
Secondary - CiN, FSM and SEN	31,101	4,532
Special School	120,340	19,130

Issued sample sizes for the recruitment survey

Table 3 shows the number of cases allocated in each strata to the original issue and reserve sample.

A reserve sample was selected that was of an equal size and identical design to the original issue. This was selected to be used to replenish the panel during the academic year to maintain the panel size.

Table 3: Original issue and reserve sample

Strata	Original issue	Reserve	Total selected
Primary - None	3,440	3,440	6,880
Primary - CiN only	822	822	1,644
Primary - FSM only	2,068	2,068	4,136
Primary - SEN only	1,880	1,880	3,760
Primary - CiN & FSM	1,866	1,866	3,732
Primary - FSM & SEN	1,643	1,643	3,286
Primary - CiN & SEN	545	545	1,090
Primary - CiN, FSM and SEN	1,213	1,213	2,426
Secondary - None	4,681	4,681	9,362
Secondary - CiN only	2,030	2,030	4,060
Secondary - FSM only	3,919	3,919	7,838
Secondary - SEN only	3,652	3,652	7,304
Secondary - CiN & FSM	4,178	4,178	8,356
Secondary - FSM & SEN	3,255	3,255	6,510
Secondary - CiN & SEN	1,144	1,144	2,288
Secondary - CiN, FSM and SEN	2,266	2,266	4,532
Special School	9,565	9,565	19,130

Only three samples were drawn directly from the NPD: for parents of primary aged pupils; parents of special school pupils; and secondary school pupils. The sample for

parents of secondary school pupils was drawn using linked pupil data from the secondary pupil sample, i.e. in every case where a parent of a secondary school pupil was invited to join the PPLV, the pupil was too, but there were some cases where a parent was *not* invited to join the PPLV but the pupil was. Sample volumes to draw were calculated based on best estimates for likely response rate for each group.

Table 4 shows the number of secondary cases allocated to also invite a parent and child to participate.

Table 4: Secondary parent selection

Strata	Parent and child	Child only
Secondary - None	3,250	1,431
Secondary - CiN only	868	1,162
Secondary - FSM only	2,676	1,243
Secondary - SEN only	1,869	1,783
Secondary - CiN & FSM	2,305	1,873
Secondary - FSM & SEN	2,396	859
Secondary - CiN & SEN	568	576
Secondary - CiN, FSM and SEN	1,712	554

Sample frame for year 12 to 13 recruitment

For recruitment of pupils and learners in years 12 and 13, a sample was drawn from two sources:

- The National Pupil Database: Autumn 2023-24 School Census update
- The Individual Learner Record: Snapshot 4 of the 2023-24 academic year

Sample frames were built using both sources, drawing on classroom-based learners aged 16-19 that were studying in either years 12 or 13 at school or on a 16-19 study programme at a further education institution.

The NPD was filtered to include only those fulfilling the following conditions:

- studying in years 12 or 13 in the 2023-24 academic year
- not studying in a special school or pupil referral unit

The NPD sample frame comprised 434,919 pupils.

The ILR was filtered to include only those fulfilling the following conditions:

- aged 16 or 17 at the start of the 2023/24 academic year

- on a '16-19' study programme, expected to last until at least Easter 2024 (after 28 March 2024)
- not studying for a Traineeship or Apprenticeship
- not studying with an independent learning provider, special needs institution or at an institution with an 'atypical' legal organisation status³

The ILR sample frame comprised 568,210 learners after de-duplication.

In total, the two frames included 1,003,129 pupils and learners.

Stratification

Before a systematic random sample was drawn, each frame was sorted by a number of critical variables to ensure that any sample drawn would have approximately the same profile with respect to these variables. The NPD sorting variables – ranked from first to last – were:

- school year
- age
- sex
- ethnic group
- free school meals (FSM) eligibility
- children in need (CiN) status
- SEN/ primary SEN type
- local authority
- school URN
- IDACI rank based on home address LSOA

The ILR sorting variables were very slightly different, reflecting the different information available on this frame. Ranked from first to last, they were:

- age
- sex
- ethnic group

³ A combined category of other institutions with a legal organisation status that did not fall within the scope of the survey

- free meal eligibility (FME)
- SEN status
- education health care (EHC) plan
- long-term learning difficulty, limiting disability (LLDD) or health problem
- local authority
- institution UKPRN
- IDACI rank based on home address LSOA.

Issued sample sizes for the year 12 and 13 recruitment survey

A systematic random sample of pupils and learners was drawn from each frame: 11,688 records were sampled from the ILR, and 8,238 records were sampled from the NPD. These samples were split into two equally sized replicates (random sub-samples with the same profiles), the 'primary' and 'mirror' samples. Only the primary samples were issued into field, 4,119 pupils from the NPD and 5,844 from the ILR (3 ILR primary records did not have a valid address).

In total, 9,963 initial invitation letters were sent to pupils and learners. The issued sample sizes for each explicit stratum are given in Table 5 below. The recruited panel size was larger than the target panel size to allow for a larger initial panel to be recruited given the concurrent replenishment of primary and secondary parents and secondary age pupils, and lower than expected responses to regular survey waves.

Table 5: Stratum level issued sample sizes and recruitment levels

Stratum	Issued sample size	Target panel members	Recruited to panel
Total: Population	9,963	3,030	2,586
NPD year 12 pupils	2,146	730	698
ILR year 12 pupils	3,225	900	750
NPD year 13 pupils	1,973	670	592
ILR year 13 pupils	2,619	730	546

PPLV Replenishment Sampling

Verian and DfE agreed to replenish the year 1 to year 11 panels in April 2024. Replenishment aimed to recruit more panellists to compensate for attrition and ensure the research wave targets – overall and for key sub-groups – would be met during the remaining waves of the 2023-2024 panel.

To calculate the size and composition of the replenishment sample the following process was used. First, Verian estimated the effective sample sizes that would likely be achieved at future survey waves – for key sub-groups – in the absence of additional replenishment. The estimation took into account:

- the size and composition of the currently recruited panel
- attrition observed at research wave 1 and research wave 2
- future likely attrition based on attrition at research waves 1 and 2, and response patterns from the 2021/22 and 2022/23 panels
- the impact of non-response weighting (based on design effects observed at research waves 1 and 2 of the 23/24 panel)

The replenishment sample was then designed to address expected shortfalls. Based on this analysis, replenishment was primarily targeted at the following groups:

- parents of FSM children
- parents of SEN children
- parents of CiN children
- secondary pupils eligible for FSM
- secondary pupils with SEN
- secondary pupils classified as CiN
- special parents

The replenishment sample was then randomly selected from the available reserve sample using exactly the same process as outlined for the original issue sample earlier in this document. Table 6 below shows the sample selected for replenishment for each group:

Table 6: Stratum level issued sample sizes and recruitment levels

Strata	Issued sample size	Target panel members	Recruited to panel
Primary - None	86	14	15
Primary - CiN only	81	11	7
Primary - FSM only	411	51	61
Primary - SEN only	375	61	57
Primary - CiN & FSM	363	41	36
Primary - FSM & SEN	327	35	46
Primary - CiN & SEN	106	15	11
Primary - CiN, FSM and SEN	178	21	14
Secondary Parents – None	162	26	35
Secondary Parents - CiN only	709	84	81
Secondary Parents - FSM only	1,125	138	126
Secondary Parents - SEN only	93	13	17

Strata	Issued sample size	Target panel members	Recruited to panel
Secondary Parents - CiN & FSM	1,701	164	170
Secondary Parents - FSM & SEN	1,001	105	104
Secondary Parents - CiN & SEN	467	47	47
Secondary Parents - CiN, FSM and SEN	787	53	82
Secondary Pupils - None	842	176	242
Secondary Pupils - CiN only	1,063	221	161
Secondary Pupils - FSM only	2,410	399	407
Secondary Pupils - SEN only	1,807	327	379
Secondary Pupils - CiN & FSM	2,551	371	310
Secondary Pupils - FSM & SEN	2,001	212	245
Secondary Pupils - CiN & SEN	701	83	76
Secondary Pupils - CiN, FSM and SEN	1,181	97	116
Special School Parents	1,758	204	185

Sample checking

At each wave, the sample file was updated. Before launching each survey, the updated sample file was spot checked against the original NPD sample file. All questions which were routed based on sample variables were also double checked. Where respondents had requested not to be contacted again, their data was removed. Before sending invites, the extract from the master sample profile was checked to ensure that it corresponded to the specific audience that the wave was targeting (e.g., parents only).

Questionnaire

DfE gathered provisional questions from policy teams across the Department, reviewed submissions and sent provisional questionnaires (one questionnaire for parents and one for pupils) to Verian. Verian and DfE then worked together to develop and refine the questions until they were ready for cognitive testing. Questions to be cognitively tested were decided jointly by DfE and Verian, depending on the complexity of the question and answer codes and whether the question was new for the particular wave.

Cognitive testing

Cognitive testing was undertaken to test areas of the questionnaire in more depth. The objectives of cognitively testing the questions were to understand whether questions were worded correctly to be consistently and easily understood by the target audiences. Response lists were also tested to ensure these were appropriate and if there was anything that was missing.

Ahead of every survey wave, Verian conducted 18 telephone interviews with 8 parents and 10 pupils lasting approximately 30 to 45 minutes per respondent. Interviews were conducted by members of the Verian research team. Respondents were given a £40 gift voucher to thank them for their time. A free find recruitment approach was used for cognitive testing as the most efficient method of completing the testing ahead of each wave, where respondents were sourced from recruiter databases.

Questionnaire checking

After cognitive testing, a report from Verian was delivered to DfE with recommended changes and the final questionnaire was signed-off by DfE. The length of the questionnaire was also reviewed to ensure it was the correct length (no longer than 15 minutes for the recruitment survey and 10 minutes for subsequent research waves).

Once the questionnaire was signed off, it was scripted into the web survey. This web survey was checked extensively by the Verian research team. Once initial checks were complete, “dummy” data was run through the online survey and downloaded as a raw data file. The routing of each question was then double checked using this data. Finally, after all amendments had been made, the survey was signed off by a senior researcher in the Verian team.

Fieldwork

Year 1 to 11 recruitment: Initial invites

Individuals were invited to complete the initial recruitment survey to join Parent, Pupil and Learner Voice, by accessing the survey via a survey website using unique log-in details.

On 1 December 2023, Verian sent invitation letters to parents and pupils, explaining what being part of the panel would involve, why the research was important and that it was being carried out by Verian on behalf of Department for Education. The letters provided further information about how respondents were chosen, incentives, instructions on how to complete the recruitment survey (including log-in details) and the contact information for Verian. Additionally, the letter also explained that upon joining the panel, they could expect to be invited to further short surveys until July 2024.

There were several versions of the initial invite letters sent out to potential panellists:

1. Secondary Parents (joint): An invitation letter for parents of secondary pupils (year 7 to year 11 in the 2023/2024 academic year) asking them to join the panel. Additionally, the parent invite letter asked the parent to pass on a pupil version of the letter to their child if they consented for them to join the panel, with full copies available in Appendix C.
2. Primary and Special Parents: An invitation letter for parents of primary pupils (year 1 to year 6 in the 2023/2024 academic year) and parents of special pupils with full copies available in Appendix C.
3. Secondary pupils: If pupils were invited to join the panel and the parent was not, a letter was sent to the child's parent/guardian, which informed them about the panel and asked them to pass on the invitation letter to their child if consented for them to join the panel, with full copies available in Appendix C.

Where households were sent both parent and pupil invite letters, these were sent in the same envelope. A slightly different version of the letters were sent to pupils and parents of pupils in year 7 to 8 and those in year 9 to 11 because pupils in year 9 to 11 were asked about their sexual orientation, whereas pupils in year 7 to 8 were not. Examples of these initial invite letters are included in Appendix C.

Year 1 to 11 recruitment: Reminder invites

On 18 December 2023, Verian sent reminder letters to all individuals who had not completed the initial recruitment survey. The reminder letters were tailored based on who

from the household had responded. For example, if the parent had completed the survey but the pupil had not, the letter thanked the parent/carer for their response and asked them to remind their child to take part. The reminder letters provided the same information as the invite letters and included instructions to complete the survey (including log-in details).

Year 12 to 13 recruitment: Initial invites

Individuals were invited to complete the initial recruitment survey to join 'Parent, Pupil and Learner Voice, via a survey weblink using unique log-in details.

On 27 February 2024, Verian sent invitation letters to pupils and learners (year 12 and 13), explaining what being part of the panel would involve, why the research was important and that it was being carried out by Verian on behalf of Department for Education. The letters provided further information about how respondents were chosen, incentives, instructions on how to complete the recruitment survey (including log-in details) and the contact information for Verian. Additionally, the letter also explained that upon joining the panel, they could expect to be invited to further short surveys until July 2024. There were two versions of the letter:

- pupils: an invitation for pupils sampled from the NPD to join the panel
- learners: an invitation for learners sampled from the ILR to join the panel

Invitation letters were sent directly to the sampled pupil or learner at their home address, as all were over 16 and could therefore consent to participate themselves. An example of this invitation letter is included in Appendix C.

Year 12 to 13 recruitment: Reminder invites

On 6 March 2024, Verian sent reminder letters to all individuals who had not completed the initial recruitment survey. The reminder letters provided the same information as the invite letters and included instructions to complete the survey (including log-in details).

An additional reminder letter was sent on 19th April to increase the number of learners on the panel. These learners were only asked the demographic questions and not the full February survey. Learners who responded were included in subsequent research waves.

Invites to subsequent research waves

For each research wave in Phase 2, panellists received an invitation email alerting them to the fact that a new survey was ready to be completed. The email invites reintroduced the research to the respondents, thanked them for their time, and gave them information

about the incentive and the contact details for Verian and the DfE. Panellists were asked during the recruitment survey whether they wanted prenotification of an upcoming survey wave. Where panellists opted in for prenotification, an email was sent up to a week before each research wave, advising another survey would begin shortly. An example of the invitation email is included in Appendix D of this report. The content of the email was largely consistent for each research wave.

Respondent website

Verian created a website for the PPLV to host more information about the research. Respondents were directed to this website in all communications. Respondents could log in to access the recruitment survey via the website, as well as access information about the survey, frequently asked questions, the privacy policy and information about how to contact Verian.

Helpdesk support

Verian set up a project email mailbox which was shared with panel members in the recruitment survey invite, reminder invite and all subsequent communications with panellists. A freephone number was also set up, with a recorded voicemail box for panel members to use which was monitored frequently. Mailbox activity was checked daily by a member of the team at Verian. All queries were dealt with in 1 to 2 working days.

Escalations

The Department for Education and Verian have an agreed process for escalating any concerning responses recorded in the panel surveys. A list of terms which could raise concern was agreed between DfE and Verian. Subsequently at each wave, Verian reviewed any open text responses recorded by respondents against this list of terms, as well as for responses which are concerning but do not explicitly use one of these terms. If any response mentions a term or are flagged as concerning, they are reviewed by the research team at Verian and flagged up to the Verian project manager and director for review. These checks are conducted daily during research waves and daily for the first ten working days of recruitment waves and at least once a week for the remainder of recruitment fieldwork. The frequency of checks was based on response patterns, as a high proportion of responses are completed in the first ten days of fieldwork.

In cases where a response has mentioned one of the agreed terms, but Verian does not identify evidence of direct harm or threat of harm to the respondent, Verian send an email with support links to the respondent. In cases where a response from pupils, learners or parents discloses safeguarding concerns or other evidence of direct harm or threat of

harm to the respondent, Verian share details of the case securely with DfE who assess whether further escalation is required. If so, DfE contact the respondent's school or college designated safeguarding lead.

In the rare occurrence a respondent presents an immediate threat to harm themselves or others, then Verian will contact the emergency services.

The survey communications with respondents and the privacy policy inform respondents that these steps could be taken by Verian and DfE. A page with links to support services is also presented to all respondents at the end of each survey.

Opt outs

Panellists were able to opt out of the research at any point by contacting Verian via the email mailbox or freephone number. The email address and freephone number is included in all survey invitations and reminders, as well as on the website.

Recruitment survey incentives

To thank respondents for completing the Year 1 to 11 recruitment survey, respondents were offered a £5 Love2Shop voucher as an incentive. Love2Shop was offered to provide respondents with flexibility about where vouchers could be redeemed, including a variety of retailers such as Argos, John Lewis and Just Eat.

Participants were able to access their voucher once they had reached the end of the survey. Participants were directed to enter their voucher code to redeem their incentive. They could then choose from a catalogue of retailers to spend the voucher.

Research wave incentives

To thank respondents for completing each research wave, respondents were offered a £2.50 incentive. From research wave 2, respondents were offered a choice between receiving a £2.50 Amazon e-gift card immediately after fieldwork or the option to receive a £5 Love2Shop e-gift card if they completed a subsequent wave.

Incentive experiment

Varying amounts of the incentive were offered during the research waves from March 2024 onwards. A £5 incentive was offered to 25% of the sampled secondary pupils and secondary parents, whilst a £2.50 incentive was offered to 75%. A larger incentive was offered to these groups in order to boost their response rates.

Table 7 shows the weighted response rates for secondary parents and secondary pupils based on whether they were offered the £5 or the £2.50 incentive. The higher incentive significantly increased response amongst secondary parents, based on the two waves that parents were invited to participate and the incentive experiment was run. For secondary pupils the increase in response rates was smaller, and not significant at the $p < 0.05$ level.

Table 7: Response rate comparison among secondary parents and secondary pupils based on the incentive offered

Research wave	Design weighted response rate – offered £2.50	Design weighted response rate – offered £5	Difference in response rate	Whether significant at the $p < 0.05$ level
Research wave 2 – secondary parents	41.8%	51.1%	9.3%	Yes
Research wave 2 – secondary pupils	34.3%	35.5%	1.2%	No
NBS wave – secondary pupils	31.9%	35.8%	3.9%	No
Research wave 3 – secondary parents	37.3%	45.8%	8.4%	Yes
Research wave 3 – secondary pupils	29.1%	33.8%	4.7%	No

However, the higher incentive had a greater impact on response rates among secondary parents and secondary pupils that were identified as CiN, FSM or SEN. Table 8 shows the response rate comparison among these groups.

Table 8: Response rate comparison among secondary parents and secondary pupils identified as CiN, FSM or SEN based on the incentive offered

Research wave	Design weighted response rate – offered £2.50	Design weighted response rate – offered £5	Difference in response rate	Whether significant at the p<0.05 level
Research wave 2 – secondary parents with pupils identified as CiN, FSM or SEN	41.6%	53.7%	12.2%	Yes
Research wave 2 – secondary pupils identified as CiN, FSM or SEN	32.5%	35.9%	3.5%	No
NBS wave – secondary pupils identified as CiN, FSM or SEN	31.5%	37.5%	6.0%	Yes
Research wave 3 – secondary parents with pupils identified as CiN, FSM or SEN	33.9%	51.2%	17.2%	Yes
Research wave 3 – secondary pupils identified as CiN, FSM or SEN	27.0%	37.4%	10.3%	Yes

Response rates

Table 9 shows the number of parents and pupils who have taken part in the recruitment wave. Table 10 shows the response rate this equates to, considering the total sample invited to participate in the survey. Response rates are typically lower in the recruitment survey compared to subsequent research surveys, when invited participants have already expressed an interest in further surveys.

Quotas were not applied to ensure that everyone who was invited to take part in the research was able to.

Response rate for the Year 1 to 11 recruitment

The overall response from contacting 38,431 parents and 26,063 pupils was 14%. The response rates by major subgroups are shown in Table 7 and Table 8 below.

Table 9: Number of parents and pupils who completed each wave

Wave	All parents	Primary parents	Secondary parents	Special parents	Secondary pupils (year 7 to year 11)	Year 12 and 13 pupils and learners
Recruitment wave	4,802	1,828	1,870	1,104	3,976	N/A
Research wave 1	2,351	944	841	566	1,458	N/A
Year 12 to 13 recruitment (combined with research wave 1)	N/A	N/A	N/A	N/A	N/A	2,416
Year 12 to 13 recruitment (total)	N/A	N/A	N/A	N/A	N/A	2,586
Research wave 2	2,076	812	747	517	1,234	1,216
Replenishment	1,109	250	672	187	1,936	N/A
NBS wave	N/A	N/A	N/A	N/A	3,126	580

Wave	All parents	Primary parents	Secondary parents	Special parents	Secondary pupils (year 7 to year 11)	Year 12 and 13 pupils and learners
Research wave 3	2,289	838	927	524	1,792	979

Table 10: Percentage of parents and pupils who completed each wave

Wave	All parents	Primary parents	Secondary parents	Special parents	Secondary pupils (year 7 to year 11)	Year 12 and 13 pupils and learners
Recruitment wave	12%	14%	12%	12%	15%	N/A
Research wave 1	52%	54%	48%	54%	39%	N/A
Year 12 to 13 recruitment (combined with research wave 1)	N/A	N/A	N/A	N/A	N/A	24%
Year 12 to 13 recruitment (total)	N/A	N/A	N/A	N/A	N/A	26%
Research wave 2	46%	47%	43%	49%	33%	52%
Replenishment	11%	13%	11%	11%	15%	N/A
NBS wave	N/A	N/A	N/A	N/A	32%	42%
Research wave 3	44%	44%	42%	45%	35%	39%

Demographic profile of recruited respondents

4,802 parents joined the panel comprising 1,828 parents of primary school pupils, 1,870 parents of secondary school pupils and 1,104 parents of special school pupils. The profile of these parents is shown in Table 11 and Table 12.

Table 11: Profile of parents surveyed, year group and eligibility status

Profile characteristic	All parents	Primary school parents	Secondary school parents	Special school parents
Base	4,802	1,828	1,870	1,104
Pupil year 1	6%	13%	N/A	6%
Pupil year 2	8%	16%	N/A	7%
Pupil year 3	8%	18%	N/A	7%
Pupil year 4	9%	18%	N/A	9%
Pupil year 5	9%	18%	N/A	9%
Pupil year 6	9%	18%	N/A	8%
Pupil year 7	11%	N/A	22%	9%
Pupil year 8	11%	N/A	21%	13%
Pupil year 9	10%	N/A	19%	12%
Pupil year 10	10%	N/A	20%	11%
Pupil year 11	9%	N/A	18%	9%
Pupil FSM eligibility - Yes	45%	42%	49%	41%
Pupil FSM eligibility - No	55%	58%	51%	59%
Pupil SEN status -Yes	52%	38%	37%	100%
Pupil SEN status -No	48%	62%	63%	0%
Pupil CiN status - Yes	26%	29%	26%	19%
Pupil CiN status - No	74%	71%	74%	81%

Base: All parents (4,802).

Source: NPD

Table 12: Profile of parents surveyed, ethnicity, gender and region

Profile characteristic	All parents	Primary school parents	Secondary school parents	Special school parents
Base	4,802	1,828	1,870	1,104
Parent ethnicity – White	74%	74%	73%	77%
Parent ethnicity - Mixed / Multiple ethnic groups	2%	3%	2%	2%
Parent ethnicity - Asian / Asian British	9%	9%	9%	9%
Parent ethnicity - Black / African / Caribbean / Black British	5%	6%	5%	5%
Parent ethnicity - Other ethnic group	2%	2%	3%	2%
Parent ethnicity - Prefer not to say	7%	7%	8%	6%
Parent ethnicity - Ethnic minority groups (excluding white minorities)	19%	20%	20%	17%
Parent gender - Female	83%	82%	82%	86%
Parent gender – Male	16%	17%	17%	14%
Parent gender - I identify in some other way	0%	0%	0%	0%
Parent gender - Prefer not to say	0%	1%	0%	1%
Region - East Midlands	9%	9%	7%	9%
Region - East of England	10%	11%	10%	10%
Region – London	12%	15%	12%	13%
Region - North-east	5%	4%	6%	5%
Region - North-west	13%	12%	13%	13%
Region - South-east	18%	15%	19%	17%
Region - South-west	9%	10%	12%	10%
Region - West Midlands	12%	13%	14%	13%

Profile characteristic	All parents	Primary school parents	Secondary school parents	Special school parents
Region - Yorkshire and the Humber	11%	11%	9%	10%

Base: All parents (4,802); all parents.

Source: NPD/PPLV 2023 recruitment parent survey, Which of the following best describes your gender?

In total, 3,976 secondary school pupils joined the panel. Their profile is shown in Table 13 and Table 14.

Table 13: Profile of pupils surveyed, year group and eligibility status

Profile characteristic	Secondary school pupils
Base	3,976
Pupil year 7	18%
Pupil year 8	20%
Pupil year 9	20%
Pupil year 10	20%
Pupil year 11	22%
Pupil FSM eligibility - Yes	45%
Pupil FSM eligibility - No	55%
Pupil SEN status - Yes	33%
Pupil SEN status - No	67%
Pupil CiN status - Yes	34%
Pupil CiN status - No	66%

Base: All secondary school pupils (3,976).

Source: NPD

Table 14: Profile of pupils surveyed, ethnicity, gender and region

Profile characteristic	Secondary school pupils
------------------------	-------------------------

Base	3,976
Pupil ethnicity - White	71%
Pupil ethnicity - Mixed / Multiple ethnic groups	8%
Pupil ethnicity - Asian / Asian British	11%
Pupil ethnicity - Black / African / Caribbean / Black British	6%
Pupil ethnicity - Chinese	<1%
Pupil ethnicity - Other ethnic group	2%
Pupil ethnicity - Missing	1%
Pupil ethnicity - Ethnic minority groups (excluding white minorities)	27%
Pupil gender - Female	52%
Pupil gender - Male	46%
Pupil gender - I identify in some other way	1%
Pupil gender - Prefer not to say	1%
Region - East Midlands	9%
Region - East of England	10%
Region - London	15%
Region - North-east	5%
Region - North-west	13%
Region - South-east	17%
Region - South-west	10%
Region - West Midlands	12%
Region - Yorkshire and the Humber	10%

Base: All secondary school pupils (3,976).

Source: NPD/PPLV 2023 recruitment pupil survey, Which of the following best describes your gender?

Table 15: Profile of year 12 and 13 pupils and learners surveyed, ethnicity, gender and region

Profile characteristic	Year 12/13 pupils and learners
Base	2,586
Pupil ethnicity - White	66%
Pupil ethnicity - Mixed / Multiple ethnic groups	6%
Pupil ethnicity - Asian / Asian British	14%
Pupil ethnicity - Black / African / Caribbean / Black British	8%
Pupil ethnicity - Chinese	0%
Pupil ethnicity - Other ethnic group	2%
Pupil ethnicity - Missing	3%
Pupil ethnicity - Ethnic minority groups (excluding white minorities)	30%
Pupil gender - Female	56%
Pupil gender - Male	41%
Pupil gender - I identify in some other way	2%
Pupil gender - Prefer not to say	1%
Region - East Midlands	9%
Region - East of England	11%
Region - London	16%
Region - North-east	4%
Region - North-west	13%
Region - South-east	16%
Region - South-west	10%
Region - West Midlands	12%
Region - Yorkshire and the Humber	10%

Base: All year 12/13 pupils and learners (2,586).

Source: NPD/ILR/PPLV 2024 recruitment pupil survey, Which of the following best describes your gender?

Weighting

Year 1 to 11 panel recruitment and replenishment

The pupil and parent sample were weighted to be representative of pupils within in-scope state schools in England. Weighting was based on characteristics of pupils only, as the NPD does not hold information about parents. Separate weights were calculated for parent and pupil samples.

The weighting was conducted in two stages.

Firstly, a design weight was used to address the disproportionate sample design. As stated in the sampling section, subgroups were disproportionately sampled based on the CiN/FSM/SEN status. This was to improve the precision of survey estimates and to account for varying anticipated response rates for these subgroups. There were seventeen explicit strata, and the sampling probabilities varied between each:

- Primary - None
- Primary - CiN only
- Primary - FSM only
- Primary - SEN only
- Primary - CiN & FSM
- Primary - FSM & SEN
- Primary - CiN & SEN
- Primary - CiN, FSM and SEN
- Secondary - None
- Secondary - CiN only
- Secondary - FSM only
- Secondary - SEN only
- Secondary - CiN & FSM
- Secondary - FSM & SEN
- Secondary - CiN & SEN
- Secondary - CiN, FSM and SEN

- Special School

The design weight for each responding cases was calculated as the inverse of the sampling probability.

The second stage consisted of raking the interview sample to ensure that the sample profile matched the population profile at the margins across a range of variables. The design weight was used as the base weight for the raking.

The following variables were included in the weighting:

- School year
- Gender
- Special Educational Needs provision
- Free School Meal eligibility
- CiN status
- Ethnicity
- Key stage 1 overall performance
- Key stage 2 overall performance
- Region
- IDACI quartile

Note that for region, where data was missing, region was imputed using the postcode provided on the NPD. This also applied to urban/rural data. This affected a very small number of cases.

The weighting targets were specified separately for pupils and parents and for primary, secondary and special schools. This ensured that the sample for each group was representative of their respective populations. The following weights were produced:

1. Overall parent weight
2. A weight for primary parents
3. A weight for secondary parents
4. A weight for parents of pupils in special schools
5. A weight for primary and secondary parents (excluding parents of pupils in special schools)

6. Secondary pupil weight

Following the replenishment, a new base weight was generated for all individuals recruited to the panel. This used exactly the same approach as outlined above. Design weighting compensated for the sample design, and raking compensated for systematic non-response.

Year 12 and 13 pupils and learners recruitment survey

In total, 1,290 year 12 and 13 pupils sampled from the NPD joined the panel (31% response rate) and 1,296 year 12 and 13 learners sampled from the ILR joined the panel (22% response rate).

The respondents from each sampling frame (NPD or ILR) were weighted to compensate for variations in response probability that were associated with sample frame variables. Because different variables were available on each frame, this process was carried out separately before the samples were combined and added to the panel.

The raking algorithm was used to weight each respondent dataset and included the following variables:

NPD:

- School Year
- Gender
- Special Educational Needs provision
- Free School Meal eligibility
- CiN Status
- Ethnicity
- Region
- IDACI quartile
- Key stage 2 Overall performance

ILR:

- SEN Status
- Free School Meal eligibility
- Whether learner has health problems

- Age
- Gender
- Ethnicity
- Region
- IDACI quartile
- Grade in English
- Grade in Maths

As the samples were both equal probability samples, there was no need to use the design weights except for this procedure.

Missing data in variables included in the weighting was minimal. Where this occurred, at region, these cases were combined into an 'other' category. A small number of cases were missing data at IDACI quartile, and these cases were allocated to the modal category (most frequently coded in the sample frame).

The NPD-sampled and ILR-sampled respondent sets were then combined. When combining the data we ensured that the contribution of each sample frame reflected the different population sizes (434,919 for the NPD-sampled respondents, and 568,210 for the ILR-sampled respondents). This weight was then used as the base weight for the recruited Y12-Y13 panellists.

Year 7 to year 13 base weight

In addition, a base weight was also produced to allow for analysis of all pupils and learners (year 7 to year 13).

The base weights which were generated separately for year 7 to year 11, and year 12 to year 13 were combined and then scaled based on their relative sizes to correctly represent the population. This scaling was based on the following population counts sourced from the sampling frames: 1,003,129 for year 12 to 13 and 3,179,682 for year 7 to 11.

Weighting ongoing panel surveys

For each ongoing panel survey, an additional stage of weighting was required to ensure that the responding sample at each wave was representative of the population. This stage of weighting compensated for systematic differences in attrition/response rates between sub-groups of the recruited panel.

After each ongoing panel survey, a logistic regression model was used to estimate response probabilities. The regression model had the following structure:

Outcome = responded/not responded to the survey (binary status)

Base = all members of each target population that were recruited to the panel (through the recruitment wave or, in later waves the replenishment wave)

Weight = the ‘base weight’ calculated for the recruited panel (as outlined above)

Predictor variables =

Cases sourced from NPD: sex, school year, SEN status, FSM status, CiN status, (major) ethnic group, region, home address IDACI band (out of 4), and KS1/KS2 overall band (KS1 for population (i), KS2 for populations (ii) and (iii))

Cases sourced from ILR: sex, school year, SEN status, Free Meals eligibility, ethnic group, region, home address IDACI band (out of 4), English GCSE grade, Maths GCSE grade, and long-term health condition

Different models were produced for each of the four target populations. An additional model was produced to generate a weight for those cases where *both* parent and pupil were surveyed.

Design effects

Mean design effects for each wave of the parent survey have been estimated and can be found in Table 16 below. This is the mean design effect (taking into account both the weighting and pre stratification) across five survey variables per research wave.

Table 16: Design effects for all parent surveys

Survey	Base (unweighted)	Design effect
Recruitment – overall parents	4,802	1.85
Recruitment – secondary school parents	1,870	1.53
Recruitment – primary school parents	1,828	1.47
Recruitment – special school parents	1,104	1.13
Research wave 1 – overall parents	2,351	2.17

Research wave 1 – secondary school parents	841	1.63
Research wave 1 – primary school parents	944	1.62
Research wave 1 – special school parents	566	1.32
Research wave 2 – overall parents	2,076	2.12
Research wave 2 – secondary school parents	747	1.77
Research wave 2 – primary school parents	812	1.56
Research wave 2 – special school parents	517	1.25
NBS Wave - overall parents*	N/A	N/A
NBS Wave – secondary school parents*	N/A	N/A
NBS Wave – primary school parents*	N/A	N/A
NBS Wave – special school parents*	N/A	N/A
Research wave 3 – overall parents	2,289	2.36
Research wave 3 – secondary school parents	927	2.10
Research wave 3 – primary school parents	838	1.70
Research wave 3 – special school parents	524	1.16

*Parents did not complete the NBS wave and only answered the demographic survey questions as part of the replenishment. Therefore, this was not weighted as it was not intended to be representative.

Mean design effects for each wave of the pupil and learner survey can be found in Table 17 below. This is the mean design effect (taking into account the weighting and pre stratification) across five survey variables per research wave.

Table 17: Design effects for all pupil surveys

Survey	Base (unweighted)	Design effect
Recruitment (Year 7 to 11)	3,976	1.84
Recruitment (Year 12 to 13)	2,416	1.14

Survey	Base (unweighted)	Design effect
Research wave 1 (Year 7 to 11)	1,458	2.00
Research wave 1 (Year 12 to 13)	2,416	1.14
Research wave 2 (Year 7 to 13)	2,450	2.34
NBS wave (Year 7 to 13)	3,706	2.35
Research wave 3 (Year 7 to 11)	1,792	2.40
Research wave 3 (Year 12 to 13)	979	1.39
Research wave 3 (Year 7 to 13)	2,771	2.58

Data processing and analysis

Verian produced a data processing specification for how the raw survey data should be processed into an individual (row-level) response dataset and aggregated summary tables. Open questions were coded to a coding specification also created by Verian.

The table specification contained a list of cross-breaks corresponding to key sub-groups of interest, such as 'Pupil Year'. These cross-breaks were agreed in discussion with DfE. The specification also detailed the base that should be used to analyse each question.

The data tables contained both weighted and unweighted totals, and displayed percentages corresponding to weighted responses for question codes. The aggregated summary tables are published along with reports.

For reporting purposes, the weighted totals for all respondents were presented. Respondents were also split by phase, except in instances where presenting by phase would result in a small base size. Aside from phase, no sub-group analyses were presented in the reports for most survey topics.

Where less than 30 respondents answered a question, results were presented as figures rather than as percentages. Where indicative findings were reported from a small base size, this was flagged in the reports, and these findings should be treated with caution.

Data checking

The Verian research team checked all data outputs for the research. For the individual response dataset, each variable was checked against a raw dataset and the dataset specification outlined in the previous section. Amendments were recorded in the specification, marked as completed by data processors, then marked as checked by the research team. These included checking that:

- all variables were present and in the correct order
- for each variable, the number and percentage giving each response matched the raw individual response dataset
- derived variables were correctly calculated
- base sizes were as specified
- question wording matched the table titles
- recoding of numeric questions were correct where banded amounts were shown
- all variables contained the correct number of respondents

- panellists had not 'flat-lined' through the survey by consistently selecting 'don't know' or 'prefer not to say' answer codes

Researchers also carried out the same checking process for the aggregated summary tables. The tables were compared to raw files with any amendments logged in the specification form. Cross-breaks were checked for correct bases and sense-checked against the variable they were derived from. Summary tables containing multiple variables were also checked to ensure they matched against the variables they derived from, while all numeric questions, re-coded or back-coded questions were also fully checked. Table titles and fieldwork dates were checked to ensure they matched the specification.

Verbatim coding was carried out by an experienced coding team, separately to the main data checks described above. This included checking that responses were appropriate for the question, whether question codes matched-up between different audiences and that the answers given had been assigned the correct code. At least 10% of each new code-frame was checked by the Verian research team mid-way through fieldwork when there was a substantial number of responses, and again at the end of fieldwork. Coding was added once all other data edits had been made. Frequencies of coded variables were then checked against the final agreed code-frame.

Verian carried out additional checks once both the aggregated summary tables and individual response datasets were finalised. These checks focused on base sizes and cross-breaks, but also included spot checks of all data tables and back-coding. A senior team member then carried out final spot checks on the tables.

Margins of error

The data tables include 'Confidence Intervals' to account for the fact that the survey is based on a subset of the population. A 95% Confidence Interval is a margin of error around an estimate, which gives a range of values within which you can be 95% confident that the true mean will lie. For instance, if 1,000 people are interviewed, and 500 (50%) of them say that they agree with a statement, then you can be 95% confident that true proportion of people who agree with the statement is between 50% +/- 3% (47%, 53%).

The analysis of Confidence Intervals within PPLV uses the Complex Samples Module within the analytical software package, Statistical Product and Service Solutions (SPSS) to correct for these effects.

Accompanying data tables

A set of aggregated summary tables for each research wave have been published alongside these reports. They include data for pupils, parents and learners for each recruitment and research wave. They include confidence intervals, total responses and responses by key subgroups for each data set. For further guidance on how to interpret these tables, please see the covering pages of the data tables.

Appendices

Appendix A: Target population size

The weighting targets used for each group are provided in the tables below:

Table 18: Population profile of primary school pupils

Profile characteristic	Count	Percentage
School year: Reception	610,615	16.0%
School year: 1	627,453	16.5%
School year: 2	642,581	16.9%
School year: 3	639,626	16.8%
School year: 4	639,694	16.8%
School year: 5	650,691	17.1%
Gender: Male	1,940,469	50.9%
Gender: Female	1,870,191	49.1%
SEN provision: Education, health and care plan	104,719	2.7%
SEN provision: SEN support	536,733	14.1%
SEN provision: No Special Educational Need	3,169,208	83.2%
FSM eligible: No	2,848,969	74.8%
FSM eligible: Yes	961,691	25.2%
Child In Need (at any point): No	3,691,798	96.9%
Child In Need (at any point): Yes	118,862	3.1%
Ethnicity: White	2,681,600	70.4%
Ethnicity: Asian	449,953	11.8%
Ethnicity: Black	212,275	5.6%
Ethnicity: Chinese	110,954	2.9%
Ethnicity: Mixed	268,327	7.0%
Ethnicity: Any other ethnic group	87,551	2.3%
Region: East Midlands	330,672	8.7%
Region: East of England	434,033	11.4%
Region: London	568,542	14.9%
Region: North-east	173,797	4.6%
Region: North-west	521,479	13.7%
Region: South-east	619,761	16.3%
Region: South-west	350,476	9.2%
Region: West Midlands	428,317	11.2%
Region: Yorkshire and The Humber	383,583	10.1%
IDACI quartile: Rank less than 6565	950,191	25.0%
IDACI quartile: Rank 6566 - 14256 or missing	954,552	25.1%
IDACI quartile: Rank 12457 - 23079	953,783	25.1%
IDACI quartile: Rank 23080+	945,622	24.9%

Profile characteristic	Count	Percentage
KS1 Overall performance: SY R,1,2,3,4,9,10 in 2022/2023	3,159,969	82.9%
KS1 Overall performance: EXS or GDS in reading, writing and maths	11	0.0%
KS1 Overall performance: EXS in all of reading, writing and maths	15	0.0%
KS1 Overall performance: WTS / BLW / PKF / PK1-PK4 in at least one of reading, writing and maths	28	0.0%
KS1 Overall performance: WTS / BLW / PKF / PK1-PK4 in all of reading, writing and maths	212	0.0%
KS1 Overall performance: Data missing for at least one of reading, writing and maths	650,425	17.1%
Primary total	3,810,660	100.0%

Source: National Pupil Database

Table 19: Population profile of secondary school pupils

Profile characteristic	Count	Percentage
School year: 6	663,932	20.9%
School year: 7	645,008	20.3%
School year: 8	631,303	19.9%
School year: 9	618,893	19.5%
School year: 10	620,546	19.5%
Gender: Male	1,611,603	50.7%
Gender: Female	1,568,079	49.3%
SEN provision: Education, health and care plan	93,386	2.9%
SEN provision: SEN support	445,818	14.0%
SEN provision: No Special Educational Need	2,640,478	83.0%
FSM eligible: No	2,372,649	74.6%
FSM eligible: Yes	807,033	25.4%
Child In Need (at any point): No	3,054,767	96.1%
Child In Need (at any point): Yes	124,915	3.9%
Ethnicity: White	2,250,047	70.8%
Ethnicity: Asian	364,798	11.5%
Ethnicity: Black	187,858	5.9%
Ethnicity: Chinese	99,570	3.1%
Ethnicity: Mixed	208,002	6.5%
Ethnicity: Any other ethnic group	69,407	2.2%
Region: East Midlands	280,001	8.8%
Region: East of England	360,256	11.3%
Region: London	468,625	14.7%

Profile characteristic	Count	Percentage
Region: North-east	146,579	4.6%
Region: North-west	435,511	13.7%
Region: South-east	513,257	16.1%
Region: South-west	295,826	9.3%
Region: West Midlands	357,376	11.2%
Region: Yorkshire and The Humber	322,251	10.1%
IDACI quartile: Rank less than 6565	784,113	24.7%
IDACI quartile: Rank 6566 - 14256 or missing	787,639	24.8%
IDACI quartile: Rank 12457 - 23079	795,220	25.0%
IDACI quartile: Rank 23080+	808,367	25.5%
KS1 Overall performance: SY R,1,2,3,4,9,10 in 2022/2023	1,239,439	39.0%
KS1 Overall performance: EXS or GDS in reading, writing and maths	556,702	17.5%
KS1 Overall performance: EXS in all of reading, writing and maths	636,775	20.0%
KS1 Overall performance: WTS / BLW / PKF / PK1-PK4 in at least one of reading, writing and maths	313,290	9.9%
KS1 Overall performance: WTS / BLW / PKF / PK1-PK4 in all of reading, writing and maths	296,517	9.3%
KS1 Overall performance: Data missing for at least one of reading, writing and maths	136,959	4.3%
KS2 Overall performance: SY R,1,2,3,4,5,6,7,8 in 2022/2023	1,940,243	61.0%
KS2 Overall performance: Missing data	665,882	20.9%
KS2 Overall performance: Lowest quartile	147,952	4.7%
KS2 Overall performance: Second lowest quartile	142,307	4.5%
KS2 Overall performance: Second highest quartile	140,868	4.4%
KS2 Overall performance: Highest quartile	142,430	4.5%
Secondary total	3,179,682	100.0%

Source: National Pupil Database

Table 20: Population profile of Special school pupils

Profile characteristic	Count	Percentage
School year: Reception	4,915	4.1%
School year: 1	6,702	5.6%
School year: 2	7,790	6.5%
School year: 3	8,764	7.3%
School year: 4	9,279	7.7%
School year: 5	9,895	8.2%

Profile characteristic	Count	Percentage
School year: 6	10,673	8.9%
School year: 7	16,201	13.5%
School year: 8	16,195	13.5%
School year: 9	15,194	12.6%
School year: 10	14,732	12.2%
Gender: Male	88,406	73.5%
Gender: Female	31,934	26.5%
SEN provision: Education, health and care plan	119,773	99.5%
SEN provision: SEN support	554	0.5%
SEN provision: No Special Educational Need	13	0.0%
FSM eligible: No	63,702	52.9%
FSM eligible: Yes	56,638	47.1%
Child In Need (at any point): No	92,922	77.2%
Child In Need (at any point): Yes	27,418	22.8%
Ethnicity: White	86,394	71.8%
Ethnicity: Asian	12,074	10.0%
Ethnicity: Black	8,141	6.8%
Ethnicity: Chinese	3,033	2.5%
Ethnicity: Mixed	8,401	7.0%
Ethnicity: Any other ethnic group	2,297	1.9%
Region: East Midlands	9,162	7.6%
Region: East of England	12,588	10.5%
Region: London	16,084	13.4%
Region: North-east	7,797	6.5%
Region: North-west	18,048	15.0%
Region: South-east	21,424	17.8%
Region: South-west	10,138	8.4%
Region: West Midlands	15,153	12.6%
Region: Yorkshire and The Humber	9,946	8.3%
IDACI quartile: Rank less than 6565	40,677	33.9%
IDACI quartile: Rank 6566 - 14256 or missing	32,613	27.2%
IDACI quartile: Rank 12457 - 23079	26,026	21.7%
IDACI quartile: Rank 23080+	20,654	17.2%
KS1 Overall performance: SY R,1,2,3,4,9,10 in 2022/2023	67,376	56.0%
KS1 Overall performance: EXS or GDS in reading, writing and maths	576	0.5%
KS1 Overall performance: EXS in all of reading, writing and maths	1,136	0.9%
KS1 Overall performance: WTS / BLW / PKF / PK1-PK4 in at least one of reading, writing and maths	2,898	2.4%

Profile characteristic	Count	Percentage
KS1 Overall performance: WTS / BLW / PKF / PK1-PK4 in all of reading, writing and maths	34,020	28.3%
KS1 Overall performance: Data missing for at least one of reading, writing and maths	14,334	11.9%
KS2 Overall performance: SY R,1,2,3,4,5,6,7,8 in 2022/2023	90,414	75.1%
KS2 Overall performance: Missing data	26,677	22.2%
KS2 Overall performance: Lowest quartile	2,534	2.1%
KS2 Overall performance: Second lowest quartile	444	0.4%
KS2 Overall performance: Second highest quartile	203	0.2%
KS2 Overall performance: Highest quartile	68	0.1%
Primary/Secondary: Primary school	47,345	39.3%
Primary/Secondary: Secondary school	72,995	60.7%

Source: National Pupil Database

Appendix B: Variables used for analysis

School phase – Data from the NPD. For parents and pupils in year 1 to year 11 the school year was rolled forward due to the point the NPD extract was taken. This meant, for example, that a sample of pupils in reception year (R) at the time of the Summer Census was taken to cover pupils in year 1 in the 2023-24 academic year. Primary parents are from when the sampled pupil is in year 1 to year 6. Secondary parents are where the sampled pupil is in year 7 to 11. Special parents are where the sampled pupil attends a special school.

Key stage – Derived based on the school year group data from the NPD. Pupils in year 1 to 2 were analysed as Key Stage 1. Pupils in year 3 to 6 were analysed as Key Stage 2. Pupils in year 7 to 9 were analysed as Key Stage 3. Pupils in year 10 to 11 were analysed as Key Stage 4. Pupils and learners in year 12 to 13 were analysed as '16-19'.

Eligibility for FSM – Data from the NPD or ILR which includes all pupils and learners who were flagged as being eligible for free school meals. The following variables were used to identify pupils eligible for free school meals:

NPD: FSMeligible_SUM23 (year 1 to year 11)

- pupil recorded as eligible for Free School Meals on the day that the School Census was conducted (summer 2023 for those in year 1 to year 11)
- in the NPD pupils were flagged as being eligible for FSM if a pupil had an FSM period with a start date and end date blank or end date on or after census date which means they are FSM eligible on the day that the School Census was conducted

ILR: L_FME:

- learner was recorded as eligible for FME if they were coded as '16-19 year old learner is eligible for and in receipt of free meals'

Pupils and learners with SEND – A combination of data from the NPD or ILR and survey data. A pupil or learner is identified as SEND if they are flagged in the NPD or ILR data as having a special educational need, or in the survey the respondent answered that the pupil has an illness or disability that limits the pupil's activities in any way (demogs_disabilitylimit=1).

The following NPD and ILR variables were used to identify pupils who were flagged as having a special educational need:

NPD: SENprovision_SUM23 (year 1 to year 11)

- pupils with a value of '2_SNS' (SEN without a Statement (up to 2017/18) or SEN support (since 2014/15), or '3_SS' (SEN with a Statement (up to

2017/18) or an Education, health and care plan (since 2014/15)) were analysed as pupils with SEN.

ILR: SEN

- a learner with a learning difficulty or disability which calls for special educational provision to be made for them.

CiN status - Data from the NPD which includes all pupils who were flagged as having a CiN episode at any point during the year. This only applies to pupils sampled from the NPD and not to pupils and learners sampled from the ILR. The following variable was used to identify pupils who were flagged as having a CiN episode:

NPD: CIN_CINAnyPoint

- CiN status at any point during the sampled year

ILR: Not applicable

Pupil and learner sex – Data from the NPD or ILR using the following variable:

NPD: Gender_SUM23

ILR: Sex.1

Pupil and learner ethnicity – Data from the NPD or ILR using the following variable:

NPD: EthnicGroupMajor_SPR23

ILR: Ethnicity

Urban / rural - Data from the NPD or ILR based on the pupil address.

Whether pupil's or learner's parent attended university – based on the survey question 'demogs_university':

- Parents: Did you go, or are you currently going, to university?
- Pupils: Did one (or both) of your parents go to university, or are they currently at university?

Appendix C: Invitations to the PPLV (recruitment)

Invite to individual parents



Department
for Education

verian 

FAO: Parent or guardian of {First name} {Last name}

{Address Line 1}

{Address Line 2}

{Address Line 3}

{Postcode}

{Date letter sent}

Ref: {RESP SERIAL NUMBER}

Dear Parent / Carer of [Pupil name],

**Join Parent, Pupil and Learner Voice:
a chance to share your experiences with the Department for Education.**

This is your chance to join thousands of other parents across England on this new research panel. The Department for Education will use the findings from the panel to understand how they can better support pupils and families. The registration survey covers topics such as your child's experiences at school. You will then be invited by email to take part in more short surveys in this school year.

The surveys are quick and easy: we will send you gift voucher for each one you complete.

- ✓ You will receive £5.00 for completing the initial registration survey (around 15 minutes)
- ✓ You will receive another £2.50 for each shorter survey (around 10 minutes)

How to take part

- 1 Go to [REDACTED] or scan the QR code on a smartphone
- 2 Enter your username: [username]
- 3 Enter your passcode [passcode]

QR
CODE

Completion of this survey is voluntary. You don't have to take part if you don't want to. If you can't take part online, please email [REDACTED] or call us on [REDACTED] between 9am and 5pm on Monday to Friday. The surveys will cover some sensitive and personal topics, such as mental health, but you don't have to answer any questions you don't want to. By taking part you are agreeing for survey answers to be linked to [pupil name]'s future data held by the Department for Education such as education and earnings.

More details about the research and your privacy and confidentiality can be found on the back of this letter or at [REDACTED].

I very much hope that you will be able to take part in this important research.

Yours sincerely,

Michele Weatherburn, Chief Research Officer, Department for Education



Why have I been invited to join the panel?

You have been invited to take part in this important research as a parent or guardian of a child who attends a school in England. Your child's contact details were selected randomly from the National Pupil Database. This database is maintained by the Department for Education. Verian, formerly Kantar Public, have been given permission to use the contact details for research.



Why are my views important?

Your views are important to help the Department for Education to understand how they can better support pupils and families and we need people from all backgrounds and parts of the country to take part. Reports on findings from the previous panel can be found here: <https://www.gov.uk/government/publications/parent-pupil-and-learner-panel-omnibus-surveys-for-2022-to-2023>



What kind of questions will be asked?

The surveys will cover topics like qualifications, behaviour in school, mental health and wellbeing, and childcare, as well as some sensitive or personal topics like ethnicity. You might be asked "How often do you feel lonely?" or "Which qualifications have you heard of?".



Who is conducting this research and is it genuine?

The research is being conducted on behalf of the Department for Education (DfE) by Verian, an independent research agency (www.veriangroup.com).



What if I do not have access to the internet or need help taking part?

If you would like to join the panel but cannot complete the survey online, please contact us using the details at the bottom of this letter and we will help you to take part.



Is this research confidential?

Yes. Your answers and personal details will be treated confidentially in line with General Data Protection Regulation (GDPR) and the Data Protection Act 2018 and stored safely. Only researchers at Verian and the Department for Education will know what you have said. All statistics will be reported anonymously, meaning that it will not be possible to identify you in any published reports.

However, if we believe someone is in direct threat of harm as a result of something that's been disclosed, we may email to advise on where to go for support, or – in some exceptional circumstances – contact the school or the Department for Education. You will not receive any 'junk mail' as a result of taking part.

For more information, please visit the website FAQs at [REDACTED]

To talk to someone about the research or ask not to be contacted further about this research, please contact Verian on:

✉ Email: [REDACTED]

☎ Telephone (between 9am and 5pm on Monday to Friday): [REDACTED]

Invite to parents and pupils in year 9 to 11

Parent letter, where parent is invited to join



Department
for Education

verian 

FAO: Parent or guardian of {First name} {Last name}

{Address Line 1}

{Address Line 2}

{Address Line 3}

{Postcode}

{Date letter sent}

Ref: {RESP SERIAL NUMBER}

Dear Parent / Carer of [Pupil name],

Join Parent, Pupil and Learner Voice: a chance to share your experiences with the Department for Education.

This is your chance for **both** you and [Pupil name] to join thousands of other parents and pupils across England on this new research panel. The Department for Education will use the findings from the panel to understand how they can better support pupils and families. The registration survey covers topics such as your child's experiences at school. You will then be invited by email to take part in more short surveys in this school year.

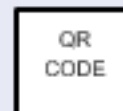
The surveys are quick and easy: we will send you a gift voucher for each one you complete.

- ✓ You will each receive £5.00 for completing the initial registration survey (around 15 minutes)
- ✓ You will each receive another £2.50 for each shorter survey (around 10 minutes)

If you are happy for [pupil name] to take part, please give them the other letter in the envelope.

How to take part

- 1 Go to [REDACTED] or scan the QR code on a smartphone
- 2 Enter your username: [username]
- 3 Enter your passcode [passcode]



Completion of this survey is voluntary. You don't have to take part if you don't want to. If you can't take part online, please email [REDACTED] or call us on [REDACTED] between 9am and 5pm on Monday to Friday.

The surveys will cover some sensitive and personal topics, such as mental and physical health, but you don't have to answer any questions you don't want to. By taking part you are agreeing for survey answers to be linked to [pupil name]'s future data held by the Department for Education such as education and earnings.

More details about the research and your privacy and confidentiality can be found on the back of this letter or at [REDACTED].

I very much hope that you will be able to take part in this important research.

Yours sincerely,

Michele Weatherburn, Chief Research Officer, Department for Education



Why have I been invited to join the panel?

You have been invited to take part in this important research as a parent or guardian of a child who attends a school in England. Your child's contact details were selected randomly from the National Pupil Database. This database is maintained by the Department for Education. Verian, formerly Kantar Public, have been given permission to use the contact details for research.



Why are my views important?

Your views are important to help the Department for Education to understand how they can better support pupils and families, and we need people from all backgrounds and parts of the country to take part. Reports on findings from the previous panel can be found here: <https://www.gov.uk/government/publications/parent-pupil-and-learner-panel-omnibus-surveys-for-2022-to-2023>



What kind of questions will be asked?

The surveys will cover topics like qualifications, behaviour in school, mental and physical health and wellbeing, ethnicity and childcare, as well as some sensitive or personal topics like sexual orientation. You might be asked "How often do you feel lonely?" or "Which qualifications have you heard of?".



Who is conducting this research and is it genuine?

The research is being conducted on behalf of the Department for Education (DfE) by Verian, an independent research agency (www.veriangroup.com)



What if I do not have access to the internet or need help taking part?

If you would like to join the panel but cannot complete the survey online please contact us using the details at the bottom of this letter and we will help you to take part.



Is this research confidential?

Yes. Your answers and personal details will be treated confidentially in line with General Data Protection Regulation (GDPR) and the Data Protection Act 2018 and stored safely. Only researchers at Verian and the Department for Education will know what you have said. All statistics will be reported anonymously, meaning that it will not be possible to identify you in any published reports.

However, if we believe someone is in direct threat of harm as a result of something that's been disclosed, we may email to advise on where to go for support, or – in some exceptional circumstances – contact the school or the Department for Education. You will not receive any 'junk mail' as a result of taking part.

For more information, please visit the website FAQs at [REDACTED]

To talk to someone about the research or ask not to be contacted further about this research, please contact Verian on:

✉ Email: [REDACTED]

☎ Telephone (between 9am and 5pm on Monday to Friday): [REDACTED]

Parent letter, where parent is not invited to join



Department
for Education

verian 

FAO: Parent or guardian of {First name} {Last name}

{Address Line 1}

{Address Line 2}

{Address Line 3}

{Postcode}

{Date letter sent}

Ref: {RESP SERIAL NUMBER}

Dear Parent / Carer of [Pupil name],

Encourage [Pupil name] to join Parent, Pupil and Learner Voice: a chance for [Pupil name] to share their experiences with the Department for Education.

This is [pupil name]'s chance to join thousands of other pupils across England on this new research panel. The Department for Education will use the findings from the panel to understand how they can better support pupils and families. The registration survey covers topics such as [pupil name]'s experiences at school. [Pupil name] will then be invited by email to take part in more short surveys in this school year.

The surveys are quick and easy: we will send [pupil name] a gift voucher for each one they complete.

- ✓ They will receive £5.00 for completing the registration survey (around 15 minutes)
- ✓ They will receive another £2.50 for each shorter survey (around 10 minutes)

If you are happy for [pupil name] to take part, please give them the other letter in the envelope.

Completion of this survey is voluntary. They don't have to take part if they don't want to.

The surveys will cover some sensitive and personal topics, such as mental and physical health, but [pupil name] doesn't have to answer any questions they don't want to. By encouraging them to take part you are agreeing for survey answers to be linked to [pupil name]'s future data held by the Department for Education such as education and earnings.

More details about the research and your privacy and confidentiality can be found on the back of this letter or at [REDACTED].

I very much hope that [pupil name] will be able to take part in this important research.

Yours sincerely,

Michele Weatherburn, Chief Research Officer, Department for Education

**Why has my child been invited to join the panel?**

Your child has been invited to take part in this important research because they attend a school in England. Your child's contact details were selected randomly from the National Pupil Database. This database is maintained by the Department for Education. Verian, formerly Kantar Public, have been given permission to use the contact details for research.

**Why are my child's views important?**

Your child's views are important to help the Department for Education to understand how they can better support pupils and families and we need people from all backgrounds and parts of the country to take part. Reports on findings from the previous panel can be found here: <https://www.gov.uk/government/publications/parent-pupil-and-learner-panel-omnibus-surveys-for-2022-to-2023>

**What kind of questions will be asked?**

The surveys will cover topics like qualifications, how much you enjoy going to school, and mental and physical health and wellbeing, as well as some sensitive or personal topics like sexual orientation. Your child might be asked "How often do you feel lonely?" or "Which qualifications have you heard of?".

**Who is conducting this research and is it genuine?**

The research is being conducted on behalf of the Department for Education (DfE) by Verian, an independent research agency (www.veriangroup.com).

**What if my child does not have access to the internet or needs help taking part?**

If your child would like to join the panel but cannot complete the survey online please contact us using the details at the bottom of this letter and we will help them to take part.

**Is this research confidential?**

Yes. Your child's answers and personal details will be treated confidentially in line with General Data Protection Regulation (GDPR) and the Data Protection Act 2018 and stored safely. Only researchers at Verian and the Department for Education will know what your child has said. All statistics will be reported anonymously, meaning that it will not be possible to identify your child in any published reports.

However, if we believe someone is in direct threat of harm as a result of something that's been disclosed, we may email to advise on where to go for support, or – in some exceptional circumstances – contact the school or the Department for Education. You will not receive any 'junk mail' as a result of taking part.

For more information, please visit the website FAQs at [REDACTED]

To talk to someone about the research or ask not to be contacted further about this research, please contact Verian on:

✉ Email: [REDACTED]

☎ Telephone (between 9am and 5pm on Monday to Friday): [REDACTED]

Pupil letter



{Date letter sent}

Ref: {RESP SERIAL NUMBER}

Dear [pupil name],

Join Parent, Pupil and Learner Voice: a chance to share your experiences with the Department for Education.

This is your chance to join thousands of other pupils across England on this new research panel. The Department for Education will use the findings from the panel to understand how they can better support pupils and families. The registration survey covers topics such as your experiences at school. You will be invited by email to take part in more short surveys in this school year.

The surveys are quick and easy: we will send you a gift voucher for each one you complete.

- ✓ You will receive £5.00 for completing the first survey (around 15 minutes)
- ✓ You will receive another £2.50 for each shorter survey (around 10 minutes)

How to take part

- 1 Go to www.PPLVoice.co.uk or scan the QR code on a smartphone
- 2 Enter your username: [username]
- 3 Enter your passcode [passcode]

QR
CODE

Completion of this survey is voluntary. You don't have to take part if you don't want to. If you can't take part online, please email [REDACTED] or call us on [REDACTED] between 9am and 5pm on Monday to Friday.

You might be asked about some sensitive and personal topics, such as mental and physical health, but you do not have to answer any questions you don't want to. By taking part you are agreeing for your survey answers to be linked to your future data held by the Department for Education such as education and earnings.

More information about the research and your privacy and confidentiality can be found at the back of this letter or at [REDACTED].

Thank you in advance for your help.

Yours sincerely,

Michele Weatherburn, Chief Research Officer, Department for Education

Page 1 of 2

**Why have I been invited to join the panel?**

You have been invited to take part in this important research because you attend a school in England. Your contact details were selected randomly from the National Pupil Database. This database is maintained by the Department for Education. Verian, formerly Kantar Public, have been given permission to use the contact details for research.

**Why are my views important?**

Your views are important to help the government to understand how they can better support pupils and families and we need people from all backgrounds and parts of the country to take part. Reports on findings from the previous panel can be found here:

<https://www.gov.uk/government/publications/parent-pupil-and-learner-panel-omnibus-surveys-for-2022-to-2023>

**What kind of questions will I be asked?**

The surveys will cover topics like qualifications, how much you enjoy going to school and mental and physical health and wellbeing, as well as some sensitive or personal topics like sexual orientation. You might be asked "How often do you feel lonely?" or "Which qualifications have you heard of?".

**Who is conducting this research and is it genuine?**

The research is being conducted on behalf of the Department for Education (DfE) by Verian, an independent research agency (www.veriangroup.com).

**What if I do not have access to the internet or need help taking part?**

If you would like to join the panel but cannot complete the survey online please contact us using the details at the bottom of this letter and we will help you to take part.

**Is this research confidential?**

Yes. Your answers and personal details will be stored safely and protected at all times. All data protection laws will be followed, including the Data Protection Act 2018 and the General Data Protection Regulation (GDPR). Only researchers at Verian and the Department for Education will know what you have said. Findings that will be published will be reported anonymously, meaning that it will not be possible to identify you in any published reports.

However, if we believe someone is in direct threat of harm as a result of something that's been disclosed, we may email to advise on where to go for support, or – in some exceptional circumstances – contact the school or the Department for Education. You will not receive any 'junk mail' as a result of taking part.

For more information, please visit the website FAQs at [REDACTED]

To talk to someone about the research or ask not to be contacted further about this research, please contact Verian on:

✉ Email: [REDACTED]

☎ Telephone (between 9am and 5pm on Monday to Friday): [REDACTED]

Invite to parents and pupils in year 7 to 8

Parent letter, where parent is invited to join



FAO: Parent or guardian of {First name} {Last name}

{Address Line 1}

{Address Line 2}

{Address Line 3}

{Postcode}

{Date letter sent}

Ref: {RESP SERIAL NUMBER}

Dear Parent / Carer of [Pupil name],

Join Parent, Pupil and Learner Voice: the Department for Education wants to understand the experiences of families like yours.

This is your chance for **both** you and [Pupil name] to join thousands of other parents and pupils across England on this new research panel. The Department for Education will use the findings from the panel to understand how they can better support pupils and families. The registration survey covers topics such as your child's experiences at school. You will then be invited by email to take part in more short surveys in this school year.

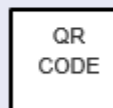
The surveys are quick and easy: we will send you a gift voucher for each one you complete.

- ✓ You will each receive £5.00 for completing the registration survey (around 15 minutes)
- ✓ You will each receive another £2.50 for each shorter survey (around 10 minutes)

If you are happy for [pupil name] to take part, please give them the other letter in the envelope.

How to take part

- 1 Go to [REDACTED] or scan the QR code on a smartphone
- 2 Enter your username: [username]
- 3 Enter your passcode [passcode]



Completion of this survey is voluntary. You don't have to take part if you don't want to. If you can't take part online, please email [REDACTED] or call us on [REDACTED] between 9am and 5pm on Monday to Friday.

The surveys will cover some sensitive and personal topics, such as mental and physical health, but you don't have to answer any questions you don't want to. By taking part you are agreeing for survey answers to be linked to [pupil name]'s future data held by the Department for Education such as education and earnings.

More details about the research and your privacy and confidentiality can be found on the back of this letter or at [www. \[REDACTED\]](http://www.[REDACTED]).

I very much hope that you will be able to take part in this important research.

Yours sincerely,

Michele Weatherburn, Chief Research Officer, Department for Education

**Why have I been invited to join the panel?**

You have been invited to take part in this important research as a parent or guardian of a child who attends a school in England. Your child's contact details were selected randomly from the National Pupil Database. This database is maintained by the Department for Education. Verian, formerly Kantar Public, have been given permission to use the contact details for research.

**Why are my views important?**

Your views are important to help the Department for Education to understand how they can better support pupils and families, and we need people from all backgrounds and parts of the country to take part. Reports on findings from the previous panel can be found here: <https://www.gov.uk/government/publications/parent-pupil-and-learner-panel-omnibus-surveys-for-2022-to-2023>

**What kind of questions will be asked?**

The surveys will cover topics like qualifications, behaviour in school, mental and physical health and wellbeing, ethnicity and childcare. You might be asked "How often do you feel lonely?" or "Which qualifications have you heard of?"

**Who is conducting this research and is it genuine?**

The research is being conducted on behalf of the Department for Education (DfE) by Verian, an independent research agency (www.veriangroup.com).

**What if I do not have access to the internet or need help taking part?**

If you would like to join the panel but cannot complete the survey online, please contact us using the details at the bottom of this letter and we will help you to take part.

**Is this research confidential?**

Yes. Your answers and personal details will be treated confidentially in line with General Data Protection Regulation (GDPR) and the Data Protection Act 2018 and stored safely. Only researchers at Verian and the Department for Education will know what you have said. All statistics will be reported anonymously, meaning that it will not be possible to identify you in any published reports.

However, if we believe someone is in direct threat of harm as a result of something that's been disclosed, we may email to advise on where to go for support, or – in some exceptional circumstances – contact the school or the Department for Education. You will not receive any 'junk mail' as a result of taking part.

For more information, please visit the website FAQs at [REDACTED]

To talk to someone about the research or ask not to be contacted further about this research, please contact Verian on:

✉ Email: [REDACTED]

☎ Telephone (between 9am and 5pm on Monday to Friday): [REDACTED]

Parent letter, where parent is not invited to join



Department
for Education

verian 

FAO: Parent or guardian of {First name} {Last name}

{Address Line 1}

{Address Line 2}

{Address Line 3}

{Postcode}

{Date letter sent}

Ref: {RESP SERIAL NUMBER}

Dear Parent / Carer of [Pupil name],

Encourage [Pupil name] to join Parent, Pupil and Learner Voice: a chance for [Pupil name] to share their experiences with the Department for Education.

This is [pupil name]'s chance to join thousands of other pupils across England on this new research panel. The Department for Education will use the findings from the panel to understand how they can better support pupils and families. The registration survey covers topics such as [pupil name]'s experiences at school. [Pupil name] will then be invited by email to take part in more short surveys in this school year.

The surveys are quick and easy: we will send [pupil name] a gift voucher for each one they complete.

- ✓ They will receive £5.00 for completing the registration survey (around 15 minutes)
- ✓ They will receive another £2.50 for each shorter survey (around 10 minutes)

If you are happy for [pupil name] to take part, please give them the other letter in the envelope.

Completion of this survey is voluntary. They don't have to take part if they don't want to.

The surveys will cover some sensitive and personal topics, such as mental and physical health, but [pupil name] doesn't have to answer any questions they don't want to. By encouraging them to take part you are agreeing for survey answers to be linked to [pupil name]'s future data held by the Department for Education such as education and earnings.

More details about the research and your privacy and confidentiality can be found on the back of this letter or at [REDACTED].

I very much hope that [pupil name] will be able to take part in this important research.

Yours sincerely,

Michele Weatherburn, Chief Research Officer, Department for Education

**Why has my child been invited to join the panel?**

Your child has been invited to take part in this important research because they attend a school in England. Your child's contact details were selected randomly from the National Pupil Database. This database is maintained by the Department for Education. Verian, formerly Kantar Public, have been given permission to use the contact details for research.

**Why are my child's views important?**

Your child's views are important to help the Department for Education to understand how they can better support pupils and families and we need people from all backgrounds and parts of the country to take part. Reports on findings from the previous panel can be found here: <https://www.gov.uk/government/publications/parent-pupil-and-learner-panel-omnibus-surveys-for-2022-to-2023>

**What kind of questions will be asked?**

The surveys will cover topics like qualifications, how much you enjoy going to school and mental and physical health and wellbeing. Your child might be asked "How often do you feel lonely?" or "Which qualifications have you heard of?".

**Who is conducting this research and is it genuine?**

The research is being conducted on behalf of the Department for Education (DfE) by Verian, an independent research agency (www.veriangroup.com).

**What if my child does not have access to the internet or needs help taking part?**

If your child would like to join the panel but cannot complete the survey online please contact us using the details at the bottom of this letter and we will help them to take part.

**Is this research confidential?**

Yes. Your child's answers and personal details will be treated confidentially in line with General Data Protection Regulation (GDPR) and the Data Protection Act 2018 and stored safely. Only researchers at Verian and the Department for Education will know what your child has said. All statistics will be reported anonymously, meaning that it will not be possible to identify your child in any published reports.

However, if we believe someone is in direct threat of harm as a result of something that's been disclosed, we may email to advise on where to go for support, or – in some exceptional circumstances – contact the school or the Department for Education. You will not receive any 'junk mail' as a result of taking part.

For more information, please visit the website FAQs at [REDACTED]

To talk to someone about the research or ask not to be contacted further about this research, please contact Verian on:

✉ Email: [REDACTED]

☎ Telephone (between 9am and 5pm on Monday to Friday): [REDACTED]

Pupil letter



{Date letter sent}

Ref. {RESP SERIAL NUMBER}

Dear [pupil name],

Join Parent, Pupil and Learner Voice: the Department for Education wants to understand the experiences of young people like you.

This is your chance to join thousands of other pupils across England on this new research panel. The Department for Education will use the findings from the panel to understand how they can better support pupils and families. The registration survey covers topics such as your experiences at school. You will be invited by email to take part in more short surveys in this school year.

The surveys are quick and easy: we will send you a gift voucher for each one you complete.

- ✓ You will receive £5.00 for completing the first survey (around 15 minutes)
- ✓ You will receive another £2.50 for each shorter survey (around 10 minutes)

How to take part

- ① Go to [REDACTED] or scan the QR code on a smartphone
- ② Enter your username: [username]
- ③ Enter your passcode [passcode]

Completion of this survey is voluntary. You don't have to take part if you don't want to. If you can't take part online, please email [REDACTED] or call us on [REDACTED] between 9am and 5pm on Monday to Friday.

You might be asked about some sensitive and personal topics, such as mental and physical health, but you do not have to answer any questions you don't want to. By taking part you are agreeing for your survey answers to be linked to your future data held by the Department for Education such as education and earnings.

More information about the research and your privacy and confidentiality can be found at the back of this letter or at [REDACTED].

Thank you in advance for your help.

Yours sincerely,

Michele Weatherburn, Chief Research Officer, Department for Education

Page 1 of 2



Why have I been invited to join the panel?

You have been invited to take part in this important research because you attend a school in England. Your contact details were selected randomly from the National Pupil Database. This database is maintained by the Department for Education. Verian, formerly Kantar Public, have been given permission to use the contact details for research.



Why are my views important?

Your views are important to help the government to understand how they can better support pupils and families and we need people from all backgrounds and parts of the country to take part. Reports on findings from the previous panel can be found here: <https://www.gov.uk/government/publications/parent-pupil-and-learner-panel-omnibus-surveys-for-2022-to-2023>



What kind of questions will I be asked?

The surveys will cover topics like qualifications, how much you enjoy going to school and mental and physical health and wellbeing. You might be asked questions like, "How often do you feel lonely?" or "Which qualifications have you heard of?"



Who is conducting this research and is it genuine?

The research is being conducted on behalf of the Department for Education (DfE) by Verian, an independent research agency (www.veriangroup.com).



What if I do not have access to the internet or need help taking part?

If you would like to join the panel but cannot complete the survey online please contact us using the details at the bottom of this letter and we will help you to take part.



Is this research confidential?

Yes. Your answers and personal details will be stored safely and protected at all times. All data protection laws will be followed, including the Data Protection Act 2018 and the General Data Protection Regulation (GDPR). Only researchers at Verian and the Department for Education will know what you have said. Findings that will be published will be reported anonymously, meaning that it will not be possible to identify you in any published reports.

However, if we believe someone is in direct threat of harm as a result of something that's been disclosed, we may email to advise on where to go for support, or – in some exceptional circumstances – contact the school or the Department for Education. You will not receive any 'junk mail' as a result of taking part.

For more information, please visit the website FAQs at [REDACTED]

To talk to someone about the research or ask not to be contacted further about this research, please contact Verian on:

✉ Email: [REDACTED]

☎ Telephone (between 9am and 5pm on Monday to Friday): [REDACTED]

Invite to pupils and learners in year 12 and 13

Pupils



{First name} {Last name}
{Address Line 1}
{Address Line 2}
{Address Line 3}
{Postcode}

{Date letter sent}
Ref: {RESP SERIAL NUMBER}

Dear [pupil name],

Join Parent, Pupil and Learner Voice: a chance to share your experiences with the Department for Education.

This is your chance to join thousands of other pupils across England on this new research panel. The Department for Education will use the findings from the panel to understand how they can better support pupils. You will be invited by email to take part in more short surveys in this academic year covering topics relating to your experience at school.

The surveys are quick and easy: you'll receive a gift voucher for each one you complete.

- ✓ You will receive £5.00 voucher for completing the first survey (around 15 minutes)
- ✓ You will receive another £2.50 voucher for each shorter survey (around 10 minutes)

How to take part

- 1 Go to [REDACTED] or scan the QR code on a smartphone
- 2 Enter your username: [username]
- 3 Enter your passcode [passcode]

Completion of this survey is voluntary. You don't have to take part if you don't want to. If you can't take part online, please email [REDACTED] or call us on [REDACTED] between 9am and 5pm on Monday to Friday.

You might be asked about some sensitive and personal topics, such as mental and physical health, but you do not have to answer any questions you don't want to. By taking part you are agreeing for your survey answers to be linked to your future data held by the Department for Education such as education and earnings.

More information about the research and your privacy and confidentiality can be found at the back of this letter or at [REDACTED].

Thank you in advance for your help.

Yours sincerely,

Michele Weatherburn, Chief Research Officer, Department for Education

Page 1 of 2



Why have I been invited to join the panel?

You have been invited to take part in this important research because you attend a school in England. Your contact details were selected randomly from the National Pupil Database. This database is maintained by the Department for Education. Verian, formerly Kantar Public, have been given permission to use the contact details for research.



Why are my views important?

Your views are important to help the government to understand how they can better support pupils, learners and families and we need people from all backgrounds and parts of the country to take part. Reports on findings from the previous panel can be found here: <https://www.gov.uk/government/publications/parent-pupil-and-learner-panel-omnibus-surveys-for-2022-to-2023>



What kind of questions will I be asked?

The surveys will cover topics like qualifications, how much you enjoy going to school and mental and physical health and wellbeing, as well as some sensitive or personal topics like sexual orientation. You might be asked "How often do you feel lonely?" or "Which qualifications have you heard of?".



Who is conducting this research and is it genuine?

The research is being conducted on behalf of the Department for Education (DfE) by Verian, an independent research agency (www.veriangroup.com).



What if I do not have access to the internet or need help taking part?

If you would like to join the panel but cannot complete the survey online please contact us using the details at the bottom of this letter and we will help you to take part.



Is this research confidential?

Yes. Your answers and personal details will be stored safely and protected at all times. All data protection laws will be followed, including the Data Protection Act 2018 and the General Data Protection Regulation (GDPR). Only researchers at Verian and the Department for Education will know what you have said. Findings that will be published will be reported anonymously, meaning that it will not be possible to identify you in any published reports.

However, if we believe someone is in direct threat of harm as a result of something that's been disclosed, we may email to advise on where to go for support, or – in some exceptional circumstances – contact the school or the Department for Education. You will not receive any 'junk mail' as a result of taking part.

For more information, please visit the website FAQs at [REDACTED]

To talk to someone about the research or ask not to be contacted further about this research, please contact Verian on:

✉ Email: [REDACTED]

☎ Telephone (between 9am and 5pm on Monday to Friday): [REDACTED]



{First name} {Last name}
{Address Line 1}
{Address Line 2}
{Address Line 3}
{Postcode}

{Date letter sent}
Ref: {RESP SERIAL NUMBER}

Dear [pupil name],

Join Parent, Pupil and Learner Voice: a chance to share your experiences with the Department for Education.

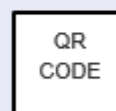
This is your chance to join thousands of other learners across England on this new research panel. The Department for Education will use the findings from the panel to understand how they can better support learners. You will be invited by email to take part in more short surveys this academic year covering topics relating to your experience at college.

The surveys are quick and easy: you'll receive a gift voucher for each one you complete.

- ✓ You will receive £5.00 voucher for completing the first survey (around 15 minutes)
- ✓ You will receive another £2.50 voucher for each shorter survey (around 10 minutes)

How to take part

- 1 Go to [REDACTED] or scan the QR code on a smartphone
- 2 Enter your username: [username]
- 3 Enter your passcode [passcode]



Completion of this survey is voluntary. You don't have to take part if you don't want to. If you can't take part online, please email [REDACTED] or call us on [REDACTED] between 9am and 5pm on Monday to Friday.

You might be asked about some sensitive and personal topics, such as mental and physical health, but you do not have to answer any questions you don't want to. By taking part you are agreeing for your survey answers to be linked to your future data held by the Department for Education such as education and earnings.

More information about the research and your privacy and confidentiality can be found at the back of this letter or at [REDACTED].

Thank you in advance for your help.

Yours sincerely,

Michele Weatherburn, Chief Research Officer, Department for Education



Why have I been invited to join the panel?

You have been invited to take part in this important research because you attend a college in England. Your contact details were selected randomly from the Individualised Learner Record. This database is maintained by the Department for Education. Verian, formerly Kantar Public, have been given permission to use the contact details for research.



Why are my views important?

Your views are important to help the government to understand how they can better support pupils, learners and families and we need people from all backgrounds and parts of the country to take part. Reports on findings from the previous panel can be found here: <https://www.gov.uk/government/publications/parent-pupil-and-learner-panel-omnibus-surveys-for-2022-to-2023>



What kind of questions will I be asked?

The surveys will cover topics like qualifications, how much you enjoy going to college and mental and physical health and wellbeing, as well as some sensitive or personal topics like sexual orientation. You might be asked "How often do you feel lonely?" or "Which qualifications have you heard of?".



Who is conducting this research and is it genuine?

The research is being conducted on behalf of the Department for Education (DfE) by Verian, an independent research agency (www.veriangroup.com).



What if I do not have access to the internet or need help taking part?

If you would like to join the panel but cannot complete the survey online please contact us using the details at the bottom of this letter and we will help you to take part.



Is this research confidential?

Yes. Your answers and personal details will be stored safely and protected at all times. All data protection laws will be followed, including the Data Protection Act 2018 and the General Data Protection Regulation (GDPR). Only researchers at Verian and the Department for Education will know what you have said. Findings that will be published will be reported anonymously, meaning that it will not be possible to identify you in any published reports.

However, if we believe someone is in direct threat of harm as a result of something that's been disclosed, we may email to advise on where to go for support, or – in some exceptional circumstances – contact the college or the Department for Education. You will not receive any 'junk mail' as a result of taking part.

For more information, please visit the website FAQs at [REDACTED]

To talk to someone about the research or ask not to be contacted further about this research, please contact Verian on:

✉ Email: [REDACTED]

☎ Telephone (between 9am and 5pm on Monday to Friday): [REDACTED]

Appendix D: Invitations to subsequent research waves

Invite to parents



Subject line: Parent, Pupil and Learner Voice – the next survey is now open!

Ref: {ParentID}

Dear Parent / Carer of {YPFnam},

Help the Department for Education understand the experiences of families like yours this term by taking part in the next Parent, Pupil and Learner Voice survey.

Thank you for joining Parent, Pupil and Learner Voice. **The next survey is now open.** Please take part as soon as you can! The survey will close on **Monday 4th March**.

The survey covers a range of topics including your child's experiences at school and your views on the use of AI. The Department for Education will use the findings from the research panel to understand how they can better support pupils, learners and families.

The survey will take around 10 minutes to complete and **you will receive a £2.50 gift voucher** when you have completed the survey. You will have a choice of how to receive your gift voucher at the end of the survey.

You can complete the survey online here:

[Start Survey](#)

Taking part in the survey is voluntary. You don't have to take part if you don't want to. If you do take part, your answers will only be used for research. If you have any questions about the research, please contact Verian on [REDACTED] or [REDACTED], or you can find our FAQs and privacy notice at [REDACTED].

If you have difficulty taking part online, please contact Verian on [REDACTED].

I very much hope that you will be able to take part in this important research. Thank you in advance for your help.

Yours sincerely,

Michele Weatherburn
Chief Social Researcher
Department for Education

Frequently Asked Questions

Why am I being invited to take part?

You have been invited to take part in this important research because you recently joined the Parent, Pupil and Learner Voice research panel.

Who is conducting this research?

The research is being conducted on behalf of the Department for Education (DfE) by Verian, an independent research agency (www.veriangroup.com).

Is this research confidential?

Yes. Your answers and personal details will be treated confidentially in line with General Data Protection Regulation (GDPR) and the Data Protection Act 2018 and stored safely. Only researchers at Verian and the Department for Education will know what you have said. All statistics will be reported anonymously, meaning that it will not be possible to identify you in any published reports.

However, if we believe someone is in direct threat of harm as a result of something that's been disclosed, we may email to advise on where to go for support, or – in some exceptional circumstances – contact the school or the Department for Education. You will not receive any 'junk mail' as a result of taking part.

What are my rights?

Completion of this survey is voluntary. We may ask you for some sensitive information but you don't have to answer these questions. For more information see <https://ico.org.uk/for-the-public/>.

For more frequently asked questions, please click [here](#).

Invite to pupils



Email subject: Parent, Pupil and Learner Voice – the next survey is now open!

Ref: {PupilID}

Dear {YPFnam},

Help the Department for Education understand your experiences this term by taking part in the next Parent, Pupil and Learner Voice survey.

Thank you for joining Parent, Pupil and Learner Voice. **The next survey is now open.** Please take part as soon as you can! The survey will close on **Monday 4th March.**

The survey covers a range of topics including your experiences in school and the use of AI. The Department for Education will use the findings from the research panel to understand how they can better support pupils, learners and families.

The survey will take around 10 minutes to complete and **you will receive a £2.50 gift voucher** when you have completed the survey. You will have a choice of how to receive your gift voucher at the end of the survey.

You can complete the survey online here:

[Start survey](#)

Taking part in the survey is voluntary. You don't have to take part if you don't want to. If you do take part, your answers will only be used for research. If you have any questions about the research, please contact Verian on [REDACTED] or email [REDACTED], or you can find our FAQs and privacy notice at [REDACTED].

If you have difficulty taking part online, please contact Verian on [REDACTED].

I very much hope that you will be able to take part in this important research. Thank you in advance for your help.

Yours sincerely,

Michele Weatherburn
Chief Social Researcher
Department for Education

Frequently Asked Questions

Why am I being invited to take part?

You have been invited to take part in this important research because you recently joined the Parent, Pupil and Learner Voice research panel.

Who is conducting this research?

The research is being conducted on behalf of the Department for Education (DfE) by Verian, an independent research agency (www.veriangroup.com).

Is this research confidential?

Yes. Your answers and personal details will be treated confidentially in line with General Data Protection Regulation (GDPR) and the Data Protection Act 2018 and stored safely. Only researchers at Verian and the Department for Education will know what you have said. All statistics will be reported anonymously, meaning that it will not be possible to identify you in any published reports.

However, if we believe someone is in direct threat of harm as a result of something that's been disclosed, we may email to advise on where to go for support, or – in some exceptional circumstances – contact the school or the Department for Education. You will not receive any 'junk mail' as a result of taking part.

What are my rights?

Completion of this survey is voluntary. We may ask you for some sensitive information but you don't have to answer these questions. For more information see <https://ico.org.uk/for-the-public/>.

For more frequently asked questions, please click [here](#).

Appendix E: Glossary

CiN – Children in Need. This is a broad definition spanning a wide range of children and adolescents, in need of varying types of support and intervention, for a variety of reasons. A child is defined as ‘in need’ under section 17 of the Children Act 1989, where:

They are unlikely to achieve or maintain, or to have the opportunity of achieving or maintaining, a reasonable standard of health or development without the provision for them of services by a local authority.

Their health or development is likely to be significantly impaired, or further impaired, without the provision for them of such services; or

They are disabled

EHC Plan – Education Health and Care plan. This is a legal document that describes a child or young person’s special educational, health and social care needs and explains the extra help that will be given to meet those needs and how that help will support the child or young person.

FSM or FME – Free School Meal or Free Meal Eligibility. Eligibility for FSMs/FME is used as a proxy for socioeconomic status. Pupils and learners eligible for FSMs/FME were considered to be living in greater socioeconomic deprivation than those pupils and learners who were not eligible for FSMs/FME. FSM refers to data from the National Pupil Database (NPD) and FME refers to comparable data from the Individualised Learner Record (ILR).

IDACI – Income Deprivation Affecting Children Index – An index that measures the proportion of all children aged 0 to 15 living in income deprived families. It is a subset of the Income Deprivation Domain which measures the proportion of the population in an area experiencing deprivation relating to low income. The definition of low income used includes both those people that are out-of-work, and those that are in work but who have low earnings (and who satisfy the respective means tests).

ILR – Individualised Learner Record – An on-going collection of data about learners and the learning undertaken by them from providers in the Further Education (FE) and Skills sector in England.

Key Stage 1 overall performance – Derived from the NPD variables denoting key stage 1 reading, writing and mathematics outcomes. (KS1_READ_OUTCOME/KS1_WRIT_OUTCOME/KS1_MATH_OUTCOME). An overall performance variable is created with the following categories:

1. EXS (Working at expected standard) or GDS (working at greater depth within standard) in reading, writing and maths

2. EXS (Working at expected standard) in all of reading, writing and maths
3. WTS (towards expected standard)/BLW/PKF/PK1-PK4 (below or pre-key stage standard) in at least one of reading, writing and maths
4. WTS (towards expected standard)/BLW/PKF/PK1-PK4 (below or pre-key stage standard) in all of reading, writing and maths
5. Data missing for at least one of reading, writing and maths

Key Stage 2 overall performance - Derived from the NPD variables denoting scaled scores at key stage 2 for reading, maths and GPS (KS2_READSCORE / KS2_MATSCORE/KS2_GPSSCORE). A combined score is created by adding the scores together and this is then grouped in quartiles.

LSOA – Lower Layer Super Output Areas – Small geographic areas that are designed to be of a similar population size, with an average of approximately 1,500 residents or 650 households. There are 32,844 Lower-layer Super Output Areas (LSOAs) in England. They were produced by the Office for National Statistics for the reporting of small area statistics.

NPD – National Pupil Database - The National Pupil Database is a register data set of all pupils in state schools in England, compiled by the Department for Education. It contains attainment data as children progress through school, as well as information on pupil background, absences and exclusions from school.

PPLV – Parent, Pupil and Learner Voice – A panel consisting of parents, legal guardians or carers of pupils in year 1 to year 11, pupils in school in year 7 to 13, and learners in college settings in year 12 or 13.

SEND – Special Educational Needs and Disability. A child or young person has SEND if they have a learning difficulty or disability which calls for special educational provision to be made for them. A child of compulsory school age or a young person has a learning difficulty or disability if they:

- have a significantly greater difficulty in learning than the majority of others of the same age, or
- have a disability which prevents or hinders them from making use of facilities of a kind generally provided for others of the same age in mainstream schools or mainstream post-16 institutions.

Many children and young people who have SEND may also have a disability under the Equality Act 2010 – that is ‘...a physical or mental impairment which has a long-term and substantial adverse effect on their ability to carry out normal day-to-day activities’. Where a disabled child or young person requires special educational provision, they will also be covered by the SEND definition.

For more detail, please see the [SEND Code of Practice](#).

School URN (unique reference number) – a unique reference number that is allocated to all schools.



Department
for Education

© Department for Education 2024

Reference: RR1441

ISBN: 978-1-83870-586-2

For any enquiries regarding this publication, contact us at:

omnibus.surveys@education.gov.uk or www.education.gov.uk/contactus

This document is available for download at www.gov.uk/government/publications