




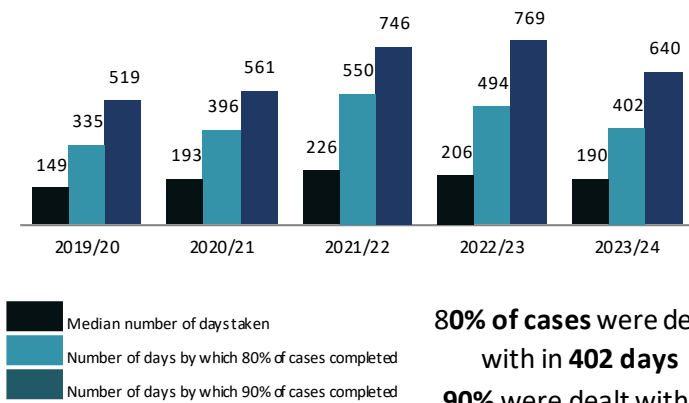
Median time taken for a case to be disposed at court from the date the offence was reported, in relation to all courts has decreased



2022/23 206 days
2023/24 190 days  **7.8%**

2023/24 at a glance

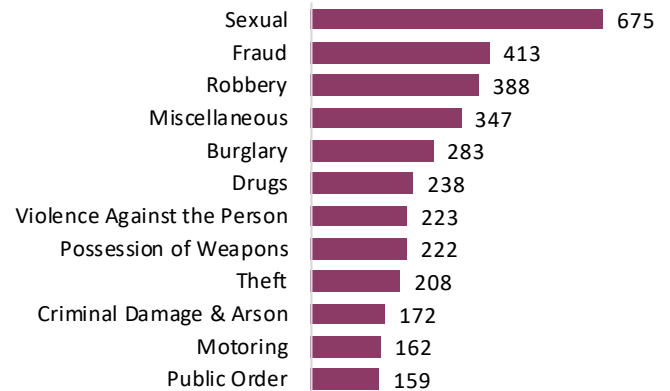
Time taken - all cases – 5 years' data series



80% of cases were dealt with in 402 days
90% were dealt with in 640 days

Median time by Offence Category

Sexual offences took the longest average (median) number of days for cases to complete.
Public Order took the shortest time.












Number of Cases by Court Type



The number of criminal cases dealt with at courts decreased by 1.9% to 26,522

2023/24 compared to previous year

	2022-23	2023-24	
 Average (median) time taken for cases	206 days	190 days	
 Crown Court – Charge cases	561 days	551 days	
 Crown Court – Summons cases	1,150 days	1,199 days	
 Adult magistrates' court – Charge cases	103 days	95 days	
 Adult magistrates' court – Summons cases	254 days	230 days	
Magistrates' youth court – Charge cases	142 days	169 days	
Magistrates' youth court – Summons cases	278 days	291 days	