



Mortgage Guarantee Scheme Quarterly Statistics

21 August 2024

Data from 19 April 2021 to 31 March 2024

Key points:

- From the scheme launch on 19 April 2021 to the end of March 2024, 44,368 mortgages have been completed with the support of the scheme.
- Of these, 86% were purchases by first-time buyers.
- The total value of mortgages supported by the scheme is £8.5 billion.
- Compared to total mortgage completions in each region, the scheme has supported a higher proportion of mortgages in the North West, South East and Scotland, and a lower proportion in London and Northern Ireland.
- The mean value of a property purchased or remortgaged through the scheme was £203,673 compared to a national average house price of £283,000.

Introduction	2
Mortgage Guarantee Scheme	2
Monthly figures	3
Property value	4
Property type	5
Borrowers	6
Country and regional breakdown	7
Local authority breakdown	9
Background notes	11

Statistical enquiries:

MHOS@hmtreasury.gov.uk

Media enquiries:

pressoffice@hmtreasury.gov.uk

Date of next publication:

November 2024

Introduction

This statistical release contains Official Statistics on the government's Mortgage Guarantee Scheme, covering the number of mortgage completions, types and values of properties, borrower incomes and breakdowns by geographical area. This is the twelfth statistical release for the Mortgage Guarantee Scheme covering data for the period between 19 April 2021 and 31 March 2024. Excel tables with all the data set out in this release are available at:

www.gov.uk/government/collections/official-statistics-on-the-mortgage-guarantee-scheme

The quarterly release of the earlier 2013–2016 Help to Buy: Mortgage Guarantee Scheme can be found at:

www.gov.uk/government/collections/help-to-buy-mortgage-guarantee-scheme-quarterly-statistics

The quarterly release of the Official Statistics for the Help to Buy: ISA scheme can be found at:

www.gov.uk/government/collections/official-statistics-on-the-help-to-buy-isa-scheme

In order to provide context for users of the Mortgage Guarantee Scheme statistics, comparisons are made to various UK Finance statistics, which cover the UK mortgage lending market as a whole. More information about UK Finance is available at:

<https://www.ukfinance.org.uk/data-and-research/data>

These official statistics are produced to be compliant with the Code of Practice for Statistics. Official statistics producers are regulated by an independent body (Office for Statistics Regulation) in their production of statistics.

Mortgage Guarantee Scheme

The Mortgage Guarantee Scheme launched on 19 April 2021 and is open to new accounts across the United Kingdom until 30 June 2025. Under the scheme, the government offers lenders the option to purchase a guarantee on mortgage loans where the borrower has a deposit of less than 10%. The scheme can be used for mortgages on both new build and existing homes, and by first-time buyers, home movers and those remortgaging.

In order to qualify for a loan supported by the Mortgage Guarantee Scheme, eligibility criteria have to be met which are set out in the scheme rules.¹ For example, the scheme is not available on buy-to-let mortgages or second homes, and the property value must be £600,000 or less.

The guarantee compensates participating mortgage lenders for a portion of net losses suffered in the event of repossession. The guarantee applies down to 80% of the purchase value of the guaranteed property covering 95% of these net losses. The lender retains a 5% risk in the portion of losses covered by the guarantee. This ensures that the lender retains some risk in every mortgage originated.

¹ www.gov.uk/government/publications/the-mortgage-guarantee-scheme

Monthly figures

Table 1 below shows the number of mortgage completions through the scheme alongside the total value of these loans, the value of the associated government guarantee and the total value of the properties. There were 44,368 mortgage completions from scheme launch on 19 April 2021 to the end of March 2024, which represents 1.5% of all residential mortgage completions in the UK from the beginning of April 2021 to the end of March 2024.² Since the last statistical release, there have been an additional 1,532 completions under the scheme from December until the end of March 2024. The total value of the guarantees under the scheme is £1.2 billion while the overall value of loans supported by the scheme is £8.5 billion.³ These mortgages were used to finance properties worth £9 billion in total.⁴

Table 1: Number of mortgage completions and value of guarantees, loans and properties from 19 April 2021 to 31 March 2024

	Completions	Value of Government guarantee (£m)	Value of mortgage loans (£m)	Value of properties (£m)
April 2021				
(Apr to Dec)	12,223	322	2,194	2,319
2022	21,374	634	4,336	4,586
2023	7,487	242	1,666	1,764
2024				
January	512	16	109	116
February	505	16	108	114
March	601	19	131	138
Scheme total	44,368	1,249	8,544	9,037

² Source: UK Finance data for regulated mortgage lending.

^{3,4} These figures are rounded.

Property value

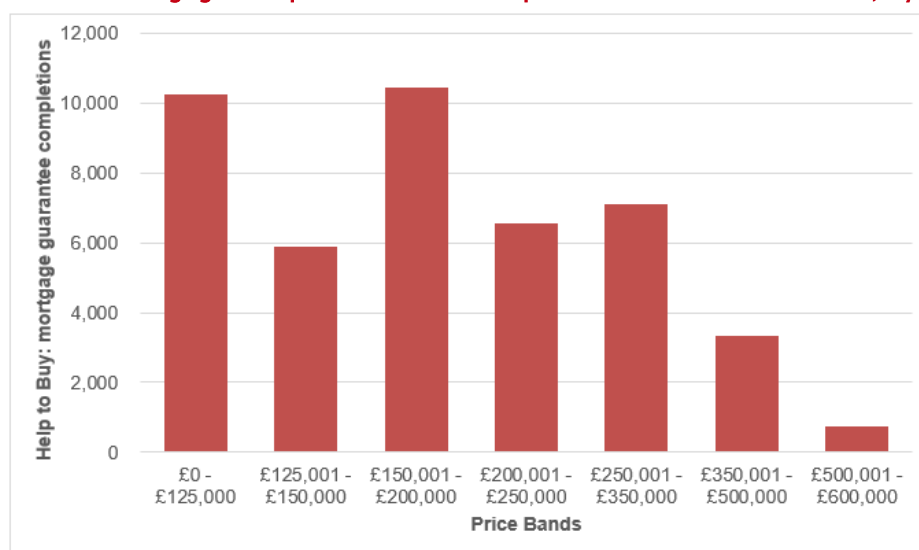
Table 2 and Chart 1 below show the number of completed mortgages supported by the scheme broken down by property value.

The mean value of a property purchased or remortgaged through the scheme to the end of March 2024 is £203,673, compared to an average UK house price of £283,000.⁵ The median property value is lower at £180,000, reflecting that a higher proportion of properties in the scheme are in the lower value bands. 23% of all mortgage completions through the scheme to date are on properties in the lowest value band up to £125,000, and a further 52% are on properties between £125,001 and £250,000. Only 26% of mortgage completions are on properties valued at over £250,000.

Table 2: Mortgage completions from 19 April 2021 to 31 March 2024, by property value

Price band	Total completions	Percentage of total completions (%) ⁶
£0 - £125,000	10,245	23%
£125,001 - £150,000	5,908	13%
£150,001 - £200,000	10,457	24%
£200,001 - £250,000	6,560	15%
£250,001 - £350,000	7,120	16%
£350,001 - £500,000	3,348	8%
£500,001 - £600,000	730	2%
All properties	44,368	100%

Chart 1: Mortgage completions from 19 April 2021 to 31 March 2024, by property value



⁵ Source: <https://www.gov.uk/government/statistics/uk-house-price-index-for-march-2024/uk-house-price-index-summary-march-2024>

⁶ Due to rounding, numbers may not add up to 100%.

Property type

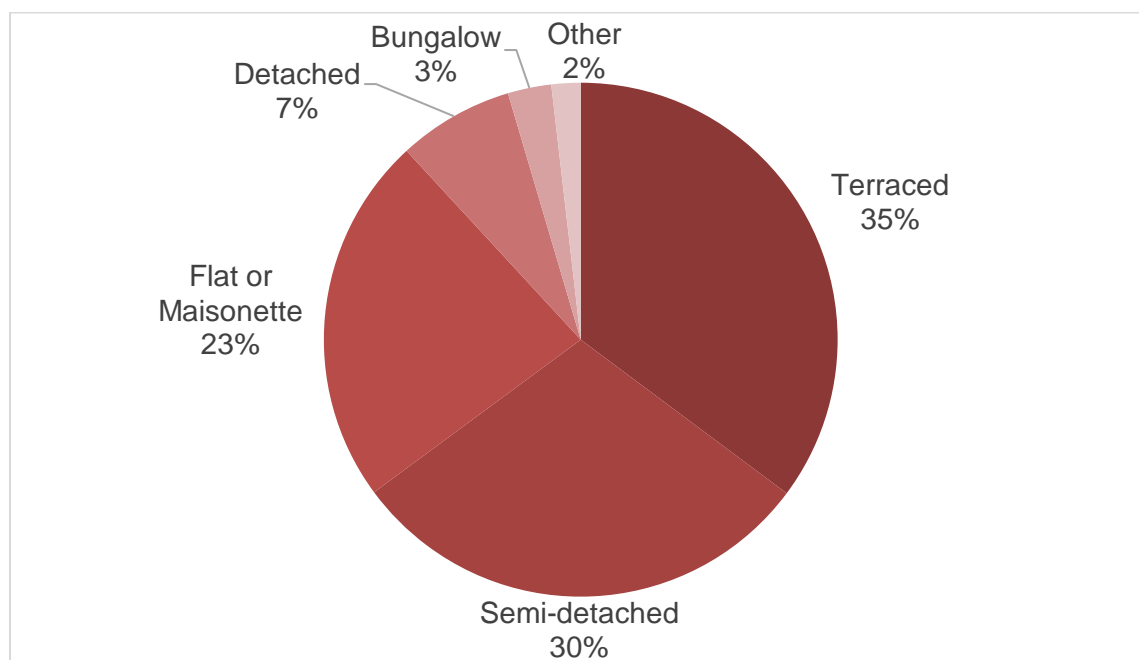
Table 3 and Chart 2 below show the number of mortgage completions broken down by property type.

The majority of mortgage completions through the scheme to date are on terraced houses, making up 35% of total completions. 23% of completions in the scheme are on flats or maisonettes, while completions for detached houses and bungalows are much lower, making up 7% and 3% of the total respectively.

Table 3: Mortgage completions from 19 April 2021 to 31 March 2024, by property type

Property types	Total completions	Percentage of total completions (%)
Terraced	15,617	35%
Semi-detached	13,169	30%
Flat or Maisonette	10,319	23%
Detached	3,234	7%
Bungalow	1,215	3%
Other	814	2%
All properties	44,368	100%

Chart 2: Mortgage completions from 19 April 2021 to 31 March 2024, by property type



Borrowers

Table 4 below shows the number of Mortgage Guarantee Scheme completions broken down by borrowers' household income.⁷

Just under half of households who completed a mortgage with the support of the scheme have a household income of between £0 and £50,000. The median household income for borrowers using the scheme is £50,508, while the mean household income is slightly higher at £55,863. Households with an income over £80,000 make up 15% of all completions.

Table 4: Mortgage completions from 19 April 2021 to 31 March 2024, by total applicant household income

Total household income	Total completions	Percentage of total completions (%) ⁸
£0 – £20,000	1,207	3%
£20,001 – £30,000	4,017	9%
£30,001 – £40,000	7,158	16%
£40,001 – £50,000	9,344	21%
£50,001 – £60,000	7,891	18%
£60,001 – £80,000	8,323	19%
£80,001 – £100,000	3,347	8%
Greater than £100,000	3,081	7%
All	44,368	100%

Table 5 below shows the number of mortgage completions through the scheme, split between first-time buyers and others (i.e., home movers or those remortgaging).

It shows that 86% of mortgage completions through the Mortgage Guarantee Scheme to date have been first-time buyer purchases.

Table 5: Mortgage completions from 19 April 2021 to 31 March 2024, by type of borrower

	Completions (non first-time buyer)	Completions (first-time buyer)	Total completions
All properties	6,045	38,323	44,368

⁷ "Household income" refers to the total income for all individuals who are party to the mortgage.

⁸ Due to rounding, numbers may not add up to 100%.

Country and regional breakdowns

Table 6 below shows the regional distribution of the number of mortgage completions through the scheme in England⁹, as well as the distribution by country in the devolved administrations. It also shows the country and regional breakdown of mean property values, number of first-time buyers and borrower incomes.

In Scotland, the proportion of mortgage completions with the support of the scheme was significantly higher than the country's share of total mortgage completions in the UK as a whole. Since the launch of the scheme, 8% of all UK mortgage completions have taken place in Scotland¹⁰, compared to 22% of Mortgage Guarantee Scheme completions.

In Wales and Northern Ireland, the proportion of mortgage completions through the Mortgage Guarantee Scheme is comparable with the nations' overall market share. In Wales, mortgage completions make up 4% of the UK total, compared to 5% of Mortgage Guarantee Scheme completions.

Similarly, in Northern Ireland, mortgage completions make up 2% of the UK total, compared to 3% of Mortgage Guarantee Scheme completions.

69% of completions through the Mortgage Guarantee Scheme were in England, compared to England's 84% share of overall UK residential mortgage completions.

⁹ The regions used in this publication are based on regions as defined by the ONS. ONS data regions can be found here: www.ons.gov.uk/methodology/geography/ukgeographies

¹⁰ Comparison data for all figures on this page is available from <https://www.ukfinance.org.uk/data-and-research/data>

Table 6: Mortgage completions, mean property value, first-time buyers and mean borrower income from 19 April 2021 to 31 March 2024, by country/region¹¹

Country/Region	Completions	Percentage of total completions (%) ¹²	Mean property value (£)	Number of first-time buyers	Mean borrower income (£)
England	30,796	69%	227,652	26,808	59,930
North East	2,112	5%	138,070	1,726	44,164
North West	5,353	12%	175,829	4,702	50,766
Yorkshire and The Humber	3,651	8%	163,646	3,187	47,718
East Midlands	3,505	8%	203,294	3,074	54,705
West Midlands	3,333	8%	203,136	2,924	55,281
East of England	3,573	8%	276,329	3,092	67,951
London	1,864	4%	393,064	1,725	96,318
South East	4,791	11%	301,841	4,149	73,285
South West	2,614	6%	239,005	2,229	60,034
Wales	2,212	5%	165,611	1,958	48,313
Scotland	9,902	22%	145,882	8,235	46,404
Northern Ireland	1,450	3%	147,318	1,315	45,645
Unknown	8	0%	164,375	7	48,091
Total	44,368	100%	203,673	38,323	55,863

¹¹ Median property value and percentage of first-time buyers can be found in the accompanying tables.

¹² Due to rounding, numbers may not add up to 100%.

Local authority breakdown

Map 1 overleaf shows the total value of the associated mortgage loans by local authority area from 19 April 2021 to 31 March 2024 (dark shaded areas denote higher value loans in a local authority through the mortgage guarantee scheme).

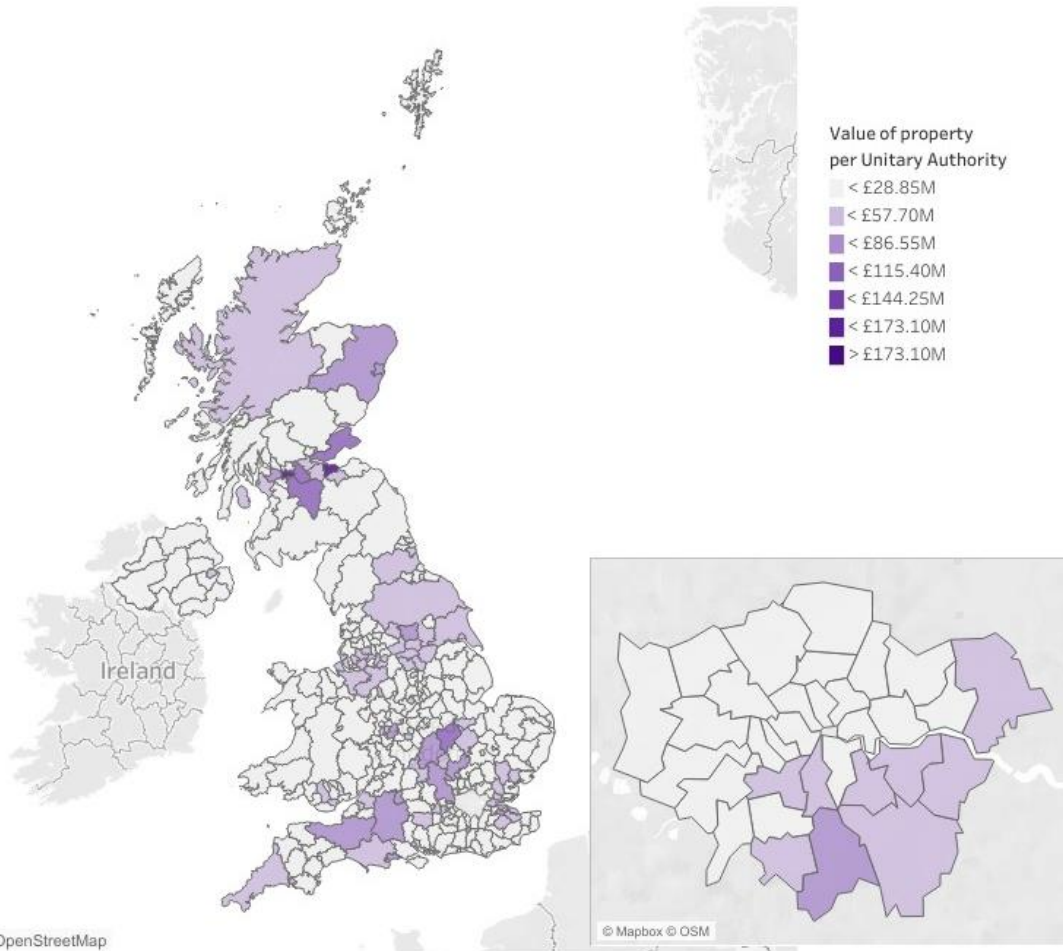
Accompanying tables are available to download alongside this release:

Table 7: Mortgage completions and value of loans and properties supported by the Mortgage Guarantee Scheme, by local authority, England, Scotland, Wales and Northern Ireland.

Table 8: Mortgage completions supported by the Mortgage Guarantee Scheme, by postcode district, England, Scotland, Wales and Northern Ireland.

Table 9: Mortgage completions supported by the Mortgage Guarantee Scheme, by constituency, England, Scotland, Wales and Northern Ireland.

Map 1: Location and value of completed mortgages supported by the Mortgage Guarantee Scheme from 19 April 2021 to 31 March 2024, by local authority, UK



Source: Office for National Statistics licensed under the Open Government Licence v.3.0
Contains OS data © Crown copyright and database right 2021
Contains Royal Mail data © Royal Mail copyright and database right 2021

Background notes

Data collection

National Savings and Investments (NS&I), who administer the scheme on behalf of HM Treasury, collect data from providers participating in the scheme in accordance with monitoring and reporting requirements set by HM Treasury.

Data quality

Both NS&I and HM Treasury quality assure the data, using IT solutions and manual processes.

Audit and financial reporting

The scheme requires a rigorous audit regime to monitor and enforce compliance with the eligibility criteria and scheme rules. Providers are required to conduct internal audits, in addition to administrator audits carried out by NS&I to seek assurance as to the provider's compliance with the scheme rules.

Mean and median

The following explanation uses property value as an example, but the median and mean are used in the same way throughout this publication. The median property value is the midway point of all the property values included in the analysis. That is, if there were 101 property completions during a time period and they were ranked by value, the median property value would be the value in the middle i.e., the value that has 50 house prices above it and 50 house prices below it.

This differs to the arithmetic mean value, which equates to the average price – adding the property values together and then dividing this by the total number of completions included in the analysis.

It can be useful to look at both the mean and median with property values. Extreme values at either end of the scale can skew the mean. Therefore, the median can give users an additional way of interpreting the data.

Revisions policy

This policy has been developed in accordance with the UK Statistics Authority Code of Practice for Official Statistics and the Treasury Revisions policy:

www.gov.uk/government/uploads/system/uploads/attachment_data/file/191042/statistics_revisions_policy.pdf

There are two types of revision covered by the policy above, unscheduled revisions and scheduled

revisions.

In line with the policy above, if a significant unscheduled revision is needed (for example from an error in the result of the compilation, imputation or dissemination process), the statistical release and accompanying tables would be updated with a correction notice as soon as is practical.

There should be relatively few scheduled revisions as the data is compiled from established administrative systems. Where there are scheduled revisions these will be indicated in the time series and highlighted in the release.

Users of the data

The data is used for monitoring the delivery of the Mortgage Guarantee Scheme by users including the public, Parliament, financial and housing companies and markets. They are also used to inform wider government policy on housing.

Data sources

The publications of this scheme use the official UK House Price Index (UK HPI) which replaces the existing, and previously used, house price indices published by the Office for National Statistics (ONS) and Land Registry for England and Wales.

An explanation of the change in House Price Index by the ONS is published here:

www.ons.gov.uk/economy/inflationandpriceindices/articles/introducingthesingleofficialhousepriceindex/2016-03-30

User engagement

Users are encouraged to provide feedback on how these statistics are used and how well they meet user needs. Comments on any issues relating to this statistical release are welcomed and encouraged. Responses should be addressed to the "Public enquiries" contact given in the "Enquiries" section below.

The department's engagement strategy to meet the needs of statistics users is published here:

https://assets.publishing.service.gov.uk/government/uploads/system/uploads/attachment_data/file/361916/User_engagement_Oct_14.pdf

Further information

Further information about the mortgage guarantee scheme can be found at:

<https://www.gov.uk/government/publications/the-mortgage-guarantee-scheme>

Enquiries

Media enquiries:

Office hours: 020 7270 5238

Out of hours: 020 7270 5000

Email: pressoffice@hmtreasury.gov.uk

Public enquiries:

Email: MHOS@hmtreasury.gov.uk