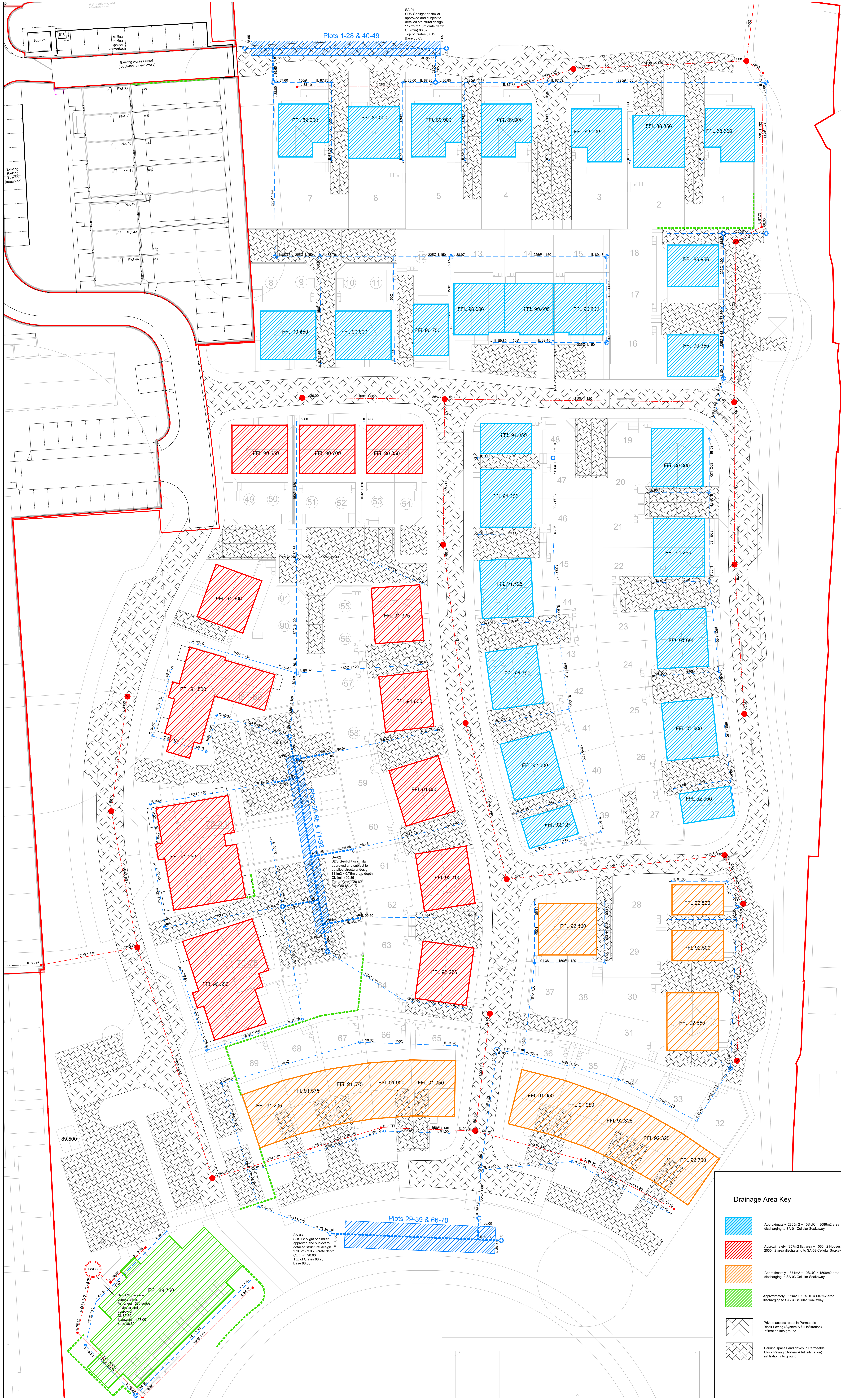




**APPENDIX C – PROPOSED DRAINAGE STRATEGY LAYOUTS
& DRAINAGE AREA PLANS**



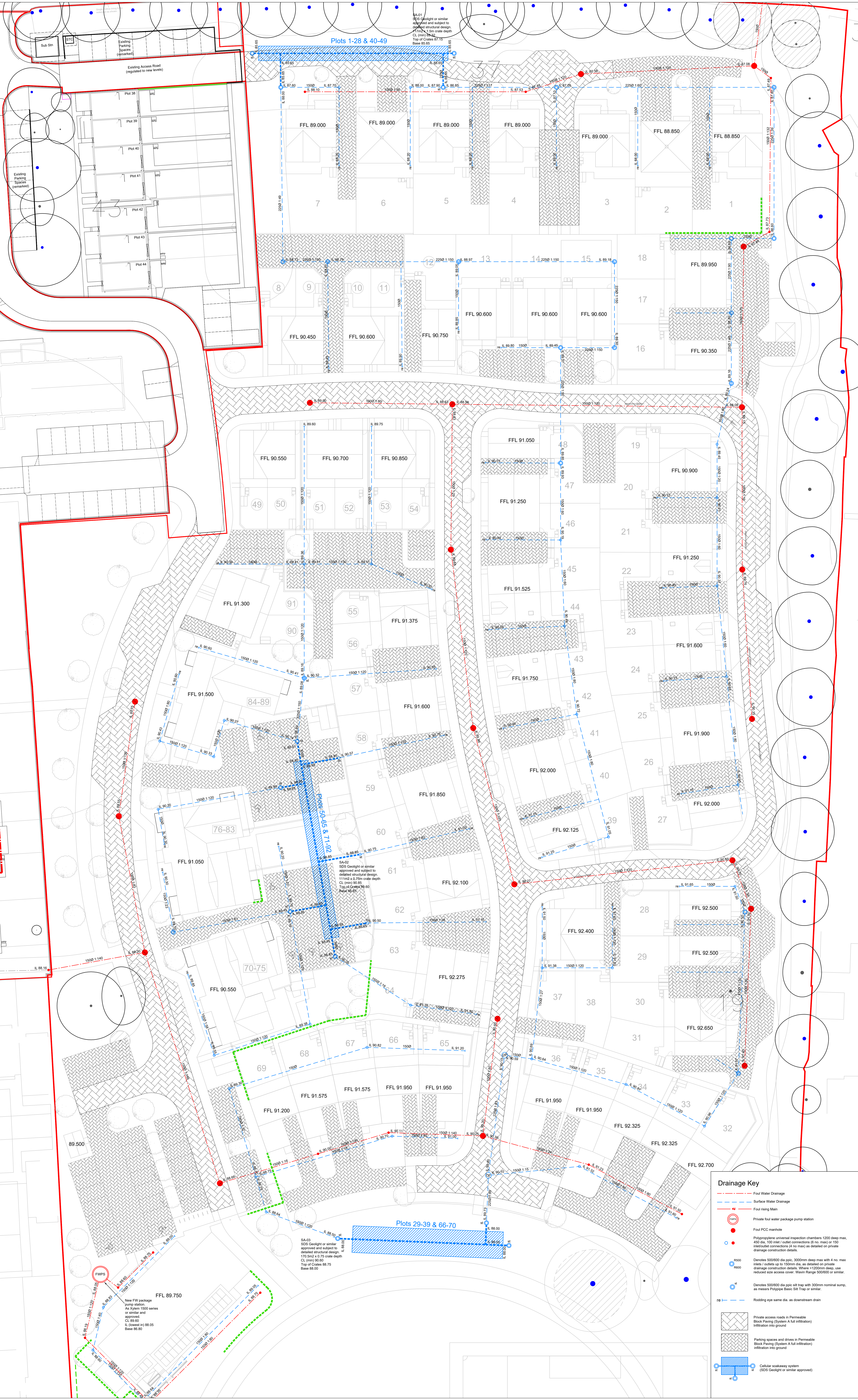
1	Preliminary Issue	20.06.24
Rev	Description	Date
Status:		
Preliminary Issue		
Scale:	1:250@A0	Checked:
Date:	Jun 2024	Approved:
Drawn:	IDL	BM PT
Title:		
Drainage Area Layout		
Project:		
Playing Fields Site, Saffron Walden		
Dwg No:	IDL/1229/07/105	File Ref:
Rev:	1	Plot Ref:
		1229-07-105.dwg
		1229-07-105.pdf

- Drainage Area Key**
- Approximately 2805m² ± 10%UC = 3086m² area discharging to SA-01 Cellular Soakaway
 - Approximately 657m² flat area = 1066m² Houses + 10% UC = 2530m² area discharging to SA-03 Cellular Soakaway
 - Approximately 1371m² ± 10%UC = 1508m² area discharging to SA-04 Cellular Soakaway
 - Approximately 552m² ± 10%UC = 607m² area discharging to SA-04 Cellular Soakaway
 - Private access roads in Permeable Block Paving System (A full infiltration) infiltration into ground
 - Parking spaces and drives in Permeable Block Paving System (A full infiltration) infiltration into ground

iDL LTD
INFRASTRUCTURE DESIGN LIMITED
working for

CHASE
NEW HOMES

Chase New Homes Limited
Jasmine House
8 Park Way
Welwyn Garden City
Hertfordshire, AL8 6HG
Tel: 01992 766658
Fax: 01992 715406



1	Preliminary Issue	20.06.24
Rev	Description	Date
Status:		
Preliminary Issue		
Scale: 1:250@A0		
Date: Jan 2024	Checked:	Approved:
Drawn: IDL	RM	PT
Title:		
Drainage Layout Sheet 1 of 2		
Project:		
Playing Fields Site, Safron Walden		
Dwg No:	File Ref:	Date:
IDL/1229/07/101	1229-07.dwg	1229-07-101.pdf
Rev:	Plot Ref:	

Drainage Key

- Foul Water Drainage
- Surface Water Drainage
- Four rising Main
- Private foul water package pump station
- Foul PCC manhole
- Polypropylene universal inspection chambers 1200 deep max. 400 dia. 100 inlet / outlet connections (if no man) or 150 inlet/outlet connections (4 no max) as detailed on private drainage construction details.
- Denotes 500/800 dia ppc sit trap with 300mm nominal sump, as messrs Polyprop Basic Sit Trap or similar.
- Denotes 500/800 dia ppc sit trap with 300mm nominal sump, as messrs Polyprop Basic Sit Trap or similar.
- Rodding eye same dia. as downstream drain
- Private access roads in Permeable Block Paving (System A full infiltration) infiltration into ground
- Parking spaces and drives in Permeable Block Paving (System A full infiltration) infiltration into ground
- Cellular soakaway system (SOS Geolight or similar approved)

iD LTD
INFRASTRUCTURE DESIGN LIMITED
working for

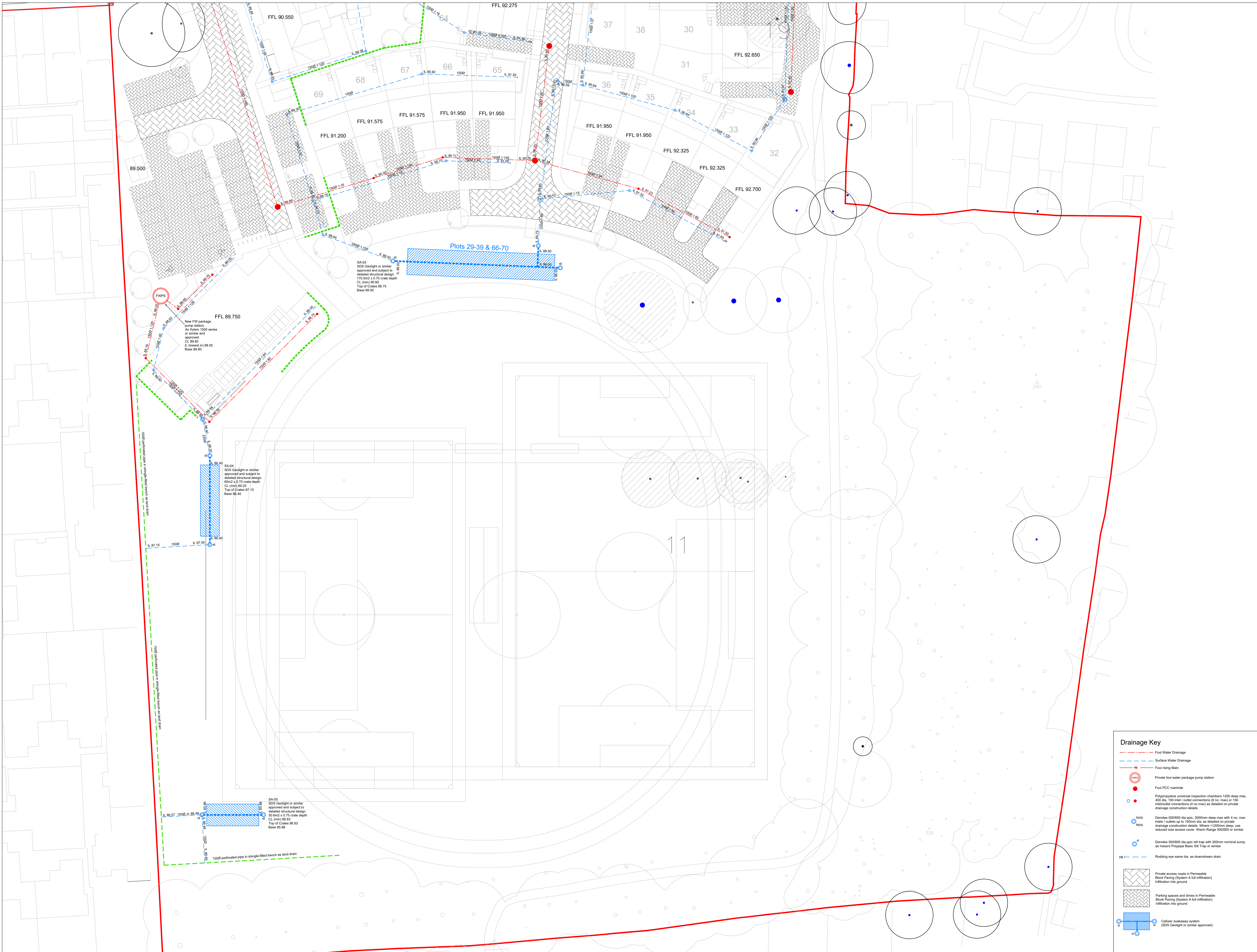
CHASE NEW HOMES

Chase New Homes Limited
Jasmine House
8 Park Way
Welwyn Garden City
Hertfordshire, AL8 6HG

Tel: 01992 766558
Fax: 01992 715406

CONTRACT DOCUMENT

Notes



Drainage Key

- Foul Water Drainage
- Surface Water Drainage
- Foul Rising Main
- Private foul water package pump station
- Foul PCC manhole
- Polypropylene universal inspection chambers 1200 deep max. 450 dia. 150 inlet / outlet connections (6 no. max) or 150 inlet/outlet connections (4 no max) as detailed on private drainage construction details.
- Denotes 500/600 dia ppc, 3000mm deep max with 4 no. max inlets / outlets up to 150mm dia. as detailed on private drainage construction details. Where >1200mm deep, use reduced size access cover. Wavin Range 500/600 or similar.
- Denotes 500/600 dia ppc 48" trap with 300mm normal sump, as per Wavin Polypropylene Basic 548 Trap or similar.
- Flooding eye same dia. as downstream drain
- ▨ Private access roads in Permeable Block Paving (System A full infiltration) infiltration into ground
- ▨ Parking spaces and drives in Permeable Block Paving (System A full infiltration) infiltration into ground
- ▨ Cellular soakaway system (SOS Geotight or similar approved)

1	Preliminary Issue	20.06.24
Rev	Description	Date
Preliminary Issue		
Scale: 1:250@A0		
Date:	June 2024	Checked: Approved:
Drawn:	IDL	BM PT
Drainage Layout Sheet 2 of 2		
Project: Playing Fields Site, Saffron Walden		
Dwg No:	IDL/1229/07/104	Rev: 1
File Ref:	1229-07.dwg	Plot Ref:
33 The Point, Rockingham Road, Market Harborough, Leicestershire LE16 7QU. Tel: 01858 411570 Fax: 01858 411571 Email: info@infrades.co.uk URL: www.infrades.co.uk		

iD LTD
INFRASTRUCTURE DESIGN LIMITED
working for

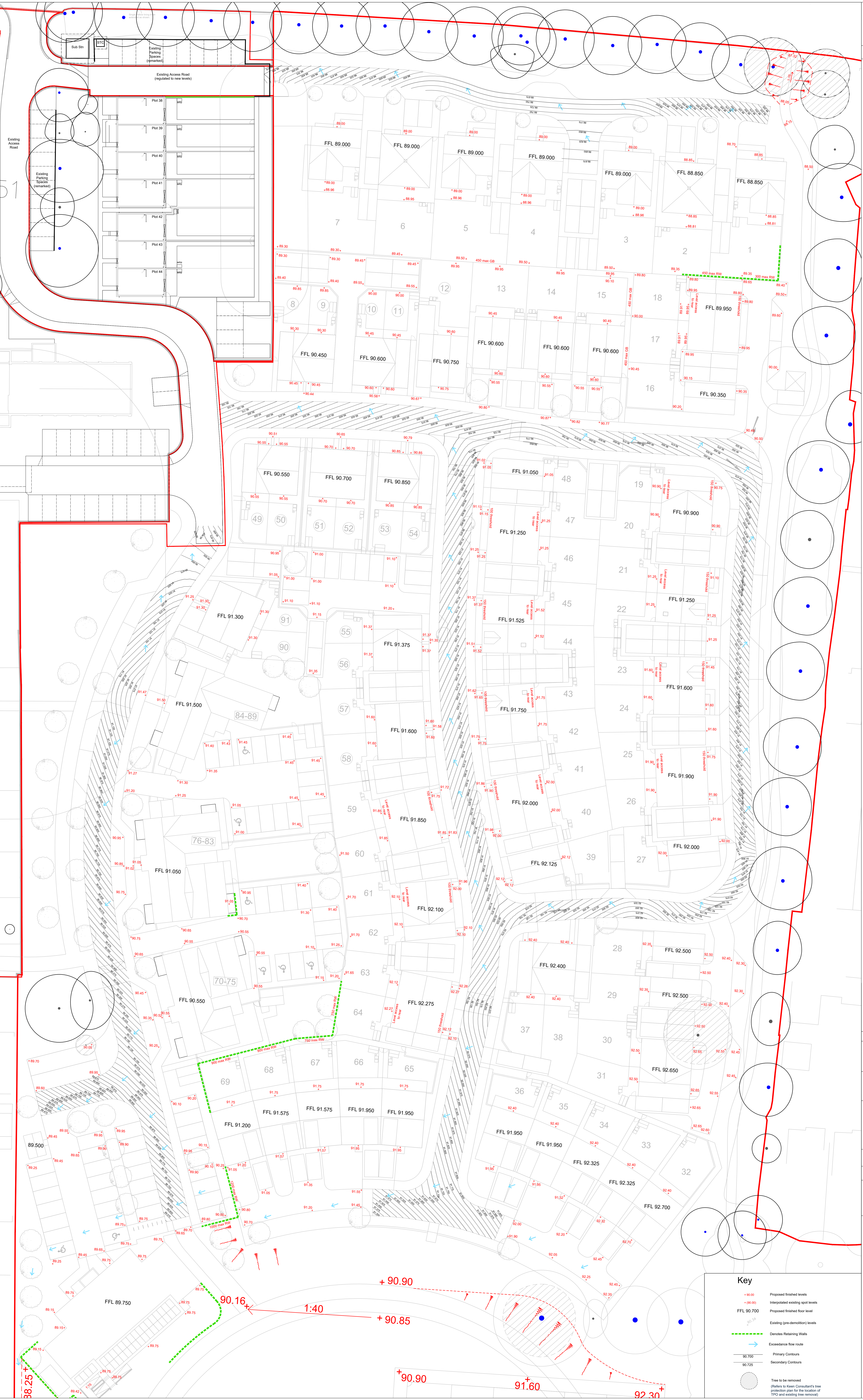
CHASE
NEW HOMES

Chase New Homes Limited
Jasmine House
5 Park Way
Welwyn Garden City
Hertfordshire, AL8 6HG
Tel: 01992 766558
Fax: 01992 715406

CONTRACT DOCUMENT

Notes

Refers to Kern Consultant's tree protection plan for the location of TPO and existing tree removal.



1	Preliminary Issue	20.06.24
---	-------------------	----------

Rev	Description	Date
1		

Status:

Preliminary Issue		
Scale: 1:250@A0	Checked:	Approved:
Date: Jan 2024	BM	PT
Drawn: IDL		

Title:
Levels Layout
Sheet 1 of 2

Project:			
Playing Fields Site, Safron Walden			
Dwg No:	Rev:	File Ref:	Date:
IDL/1229/05/101	1	1229-05.dwg	1229-05-101.pdf
33 The Point Rockingham Road Market Harborough Leicestershire LE16 7DU Tel: 01858 411570 Fax: 01858 411571 Email: info@infrades.co.uk URL: www.infrades.co.uk			

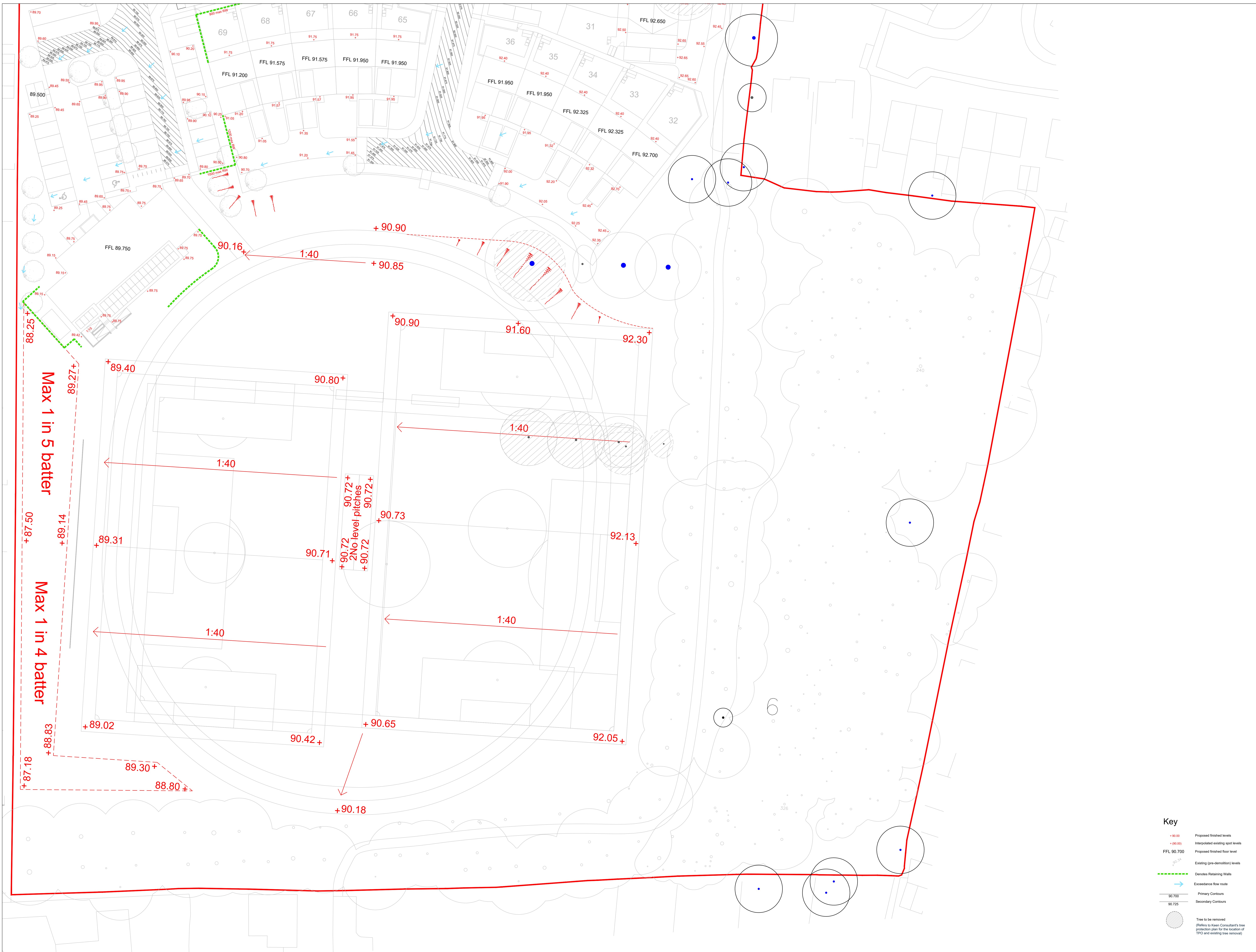
iD LTD
INFRASTRUCTURE DESIGN LIMITED
working for



Chase New Homes Limited
Jasmine House
8 Park Way
Welwyn Garden City
Hertfordshire, AL8 6HG
Tel: 01992 766558
Fax: 01992 715406

Key	
+90.00	Proposed finished levels
+90.000	Interpolated existing spot levels
FFL 90.700	Proposed finished floor level
(Dashed line)	Existing (pre-demolition) levels
(Green dashed line)	Denotes Retaining Walls
(Blue arrow)	Easement flow route
(Solid line)	Primary Contours
(Dotted line)	Secondary Contours
(Circle with cross)	Tree to be removed (Refers to Kern Consultant's tree protection plan for the location of TPO and existing tree removal)

Notes



1	Preliminary Issue	20.06.24
Rev	Description	Date

Status:

Preliminary Issue

Scale:	1:250@A0
Date:	Jan 2024
Drawn:	IDL
Checked:	RM
Approved:	PT

Title:
Levels Layout
Sheet 2 of 2

Project:
Playing Fields Site, Saffron Walden
 Dwg No: IDL/1229/05/102
 Rev: 1
 File Ref: 1229-05.dwg
 Plot Ref: 1229-05-102.pdf
 33 The Point
 Rockingham Road
 Market Harborough
 Leicestershire LE16 7QU
 Tel: 01858 411570 Fax: 01858 411571
 Email: info@infrades.co.uk URL: www.infrades.co.uk

Key

+90.00	Proposed finished levels
+90.00	Interpolated existing spot levels
FFL 90.700	Proposed finished floor level
+90.00	Existing (pre-demolition) levels
---	Denotes Retaining Walls
→	Excessance flow route
— 0.5m —	Primary Contours
— 0.25m —	Secondary Contours
⊘	Tree to be removed (Refers to Keen Consultant's tree protection plan for the location of TPO and existing tree removal)

iD LTD
INFRASTRUCTURE DESIGN LIMITED
working for

CHASE
NEW HOMES

Chase New Homes Limited
Jasmine House
5 Park Way
Welwyn Garden City
Hertfordshire, AL8 6HG
Tel: 01992 766558
Fax: 01992 715406