




	Woodland Creation Planning Grant (WCPG)	England Woodland Creation Offer (EWCO) 	HS2 Woodland Fund (HS2WF) 	Urban Tree Challenge Fund (UTCf) 	Woodland Carbon Code (WCC)	Woodland Carbon Guarantee (WCaG)
Summary	The WCPG provides funding to prepare a Woodland Creation Design Plan which is UK Forestry Standard (UKFS) compliant. Landowners, land managers and public bodies can apply to the FC to support the planning of woodland creation.	The EWCO is a flagship grant scheme for farmers and land managers to encourage investment in woodland creation. These woodlands will help to mitigate climate change, deliver nature recovery and provide wider environmental and social benefits.	The HS2WF provides funding for woodland creation and restoration of plantations on ancient woodland sites (PAWS). Your land will need to be within a 25-mile zone of phase one of the HS2 route from London to the West Midlands. From May 2023 the woodland creation element will be delivered via EWCO.	The UTCf provides capital funding to plant and establish large 'standard' trees in urban and peri-urban areas. The fund will provide three years of establishment payments following planting of the trees.	The WCC is the UK's voluntary carbon standard for woodland creation projects. If you are a landowner and can demonstrate that you meet this standard, you can sell the carbon sequestered in your woodland in the form of Woodland Carbon Units.	The WCaG is an incentive scheme to help accelerate woodland planting rates across England to mitigate for the effects of climate change. These new woodlands will permanently remove carbon dioxide (CO ₂) from the atmosphere.
Can I apply year round?	Yes - open year round.	Yes - open year round.	Yes - open year round, but the PAWS element will be subject to quarterly application review panels.	Applications are assessed year-round but your application needs to be submitted by a specific date. See GOV.UK for details.	Yes - open year round.	Yes - applications are open year round, however participation in the scheme is through periodic auctions and there is a cut-off date for applications in advance of each auction. Auction dates are advertised online.
Are there financial incentives available?	You can apply for £1,500 to complete a stage one checklist. At stage two, you can get £150 per hectare to produce a woodland creation design plan, minus the £1,500 offered at stage one. You can also receive a funding contribution towards any additional, specialist surveys that we agree need to be undertaken. Funding is capped at £30,500 per project. You will never be paid less than £1,500 for approved Stage 1 work and a minimum of £500 for approved Stage 2 work.	In addition to covering the standard capital costs of tree planting (up to a cap of £10,200 per hectare) and annual maintenance payments of £400 per hectare for 15 years, EWCO also offers an additional £1,100 per hectare when planting on low sensitivity land and 'Additional Contributions' (per hectare) for: <ul style="list-style-type: none"> Nature recovery: Up to £3,300 Water quality: £500 Reduced flood risk: £1,000 Riparian buffers: £2,500 Close to settlements: £600 Public access: £3,700 	PAWS restoration will pay 100% of fixed standard costs for a range of capital items to plant and protect new trees. Woodland creation will be delivered via EWCO which has a range of financial incentives available.	The UTCf provides 80% of published standard costs for planting large 'standard' trees and their establishment costs for three years following planting. The remaining funding must be met via the recipient, either in the form of money or labour.	A new native woodland can capture 400-500 tonnes of CO ₂ (tCO ₂ e/ha) over 100 years, buyers have recently paid between £5 and £15/tCO ₂ e for carbon units captured by woodland projects verified through the Woodland Carbon Code.	The WCaG provides you with the option to sell your captured CO ₂ to the government for a guaranteed price every five or 10 years up to 2055/56, which provides an additional long-term income from your woodland. If you prefer, you can still choose to sell the CO ₂ on the open market rather than to the government. If you are successful in the auction, the government will buy the CO ₂ for the price that you bid - which is protected against inflation for the life of the contract.
Can I apply alongside other FC grant and funding schemes?	If you've already applied for a woodland creation grant such as EWCO, or submitted an Environmental Impact Assessment enquiry form to plant a new woodland, you're not eligible to apply for a WCPG on that site. You can however apply for EWCO once the FC have made you a Stage 2 Offer under the WCPG.	Before you apply to the EWCO you may want to consider using the WCPG. The WCPG provides funding to prepare a UKFS-compliant Woodland Creation Design Plan - this plan can subsequently be used to support a EWCO application.	You can't get an HS2WF agreement if your land is already under an Environmental Stewardship agreement or a Countryside Stewardship agreement, but you may still apply if the existing agreement is due to expire or you are planning to withdraw the land from it (financial penalties may apply - check with the relevant grant administrator).	No	If you apply for registration with the WCC you are not excluded from applying for other FC grant and funding schemes.	WCaG applications may be made alongside applications for woodland creation grants (for example, EWCO, Countryside Stewardship or the HS2WF). However, you are still able to apply for WCaG if your woodland creation project does not have grant support. Participation in the WCC is a prerequisite to participation in the WCaG and its additionality tests will apply.
Minimum area	5 hectares or more.	The minimum total size of woodland included in a EWCO application is 1 hectare.	For PAWS restoration the minimum application size is 0.5ha. Woodland creation thresholds match EWCO.	There isn't a minimum area size to apply, but individual applications will be required to meet a minimum value threshold ² . This is at least £125,000 for block bids, or £10,000 for individual applications.	There's no minimum size for the WCC and there's a streamlined process for small woods which are less than five hectares.	The WCaG does not have specific minimum area thresholds. The minimum area of a successful WCaG project will therefore be the area threshold of any associated establishment grant scheme.
Minimum woodland block size	Any block must meet the definition of woodland set out by the National Forest Inventory: a minimum area of 0.5 hectares and a minimum width of 20 metres. You should consider the minimum thresholds that apply to grants for woodland creation if you intend to seek grant aid to plant the woodland.	All woodland blocks within a EWCO application must be 0.1 hectare or more in size. Blocks must have a minimum width of 20 metres (except for riparian buffers and shelterbelts, where the minimum width is 10 metres).	For PAWS restoration the minimum felling coupe size is 0.1ha. Woodland creation thresholds match EWCO.	For street trees, parkland trees (planted as specimens singly or in groups), orchards and other planting. Minimum block size of 10 standard trees.	None.	The WCaG does not have specific minimum area thresholds. The minimum woodland block size of a successful WCaG project will therefore be the threshold of any associated establishment grant scheme.
Applicant and Land Registration with the RPA	No	Yes	Applicant and land registration is not required for the PAWS restoration element of the woodland fund.	Applicants will need to register with Rural Payments to obtain a Single Business Identifier (SBI). Visit www.gov.uk/guidance/rural-payments-service-registering-and-updating-your-details	No	The WCaG does not have any specific RPA applicant or land registration requirements. Registration requirements will be those of any associated establishment or maintenance grant scheme.
Eligibility with Basic Payment Scheme Delinked Payments (land manager and land must be registered with RPA)	N/A	Eligible land under EWCO can also be used to claim delinked payments.	For PAWS restoration this is dealt with on a case by case basis if applicable. Woodland creation now delivered via EWCO.	This is dealt with on a case by case basis if applicable.	No	Eligibility with delinked payments will be dependent on the eligibility of any associated establishment or maintenance grant.
Does it include support for leaky woody dams?	No	Yes	Yes	No	N/A	N/A
Where can I find out more?	www.gov.uk/guidance/woodland-creation-planning-grant	www.gov.uk/guidance/england-woodland-creation-offer	www.gov.uk/guidance/hs2-woodland-fund	www.gov.uk/guidance/urban-tree-challenge-fund	www.woodlandcarboncode.org.uk	www.gov.uk/guidance/woodland-carbon-guarantee

The **Local Authority Treescapes Fund (LATF)** is a grant scheme for local authorities (LAs), to drive an increase in non-woodland tree planting across our landscapes. The fund is focused on replanting trees outside of woodlands including trees in hedgerows, parklands, riparian zones, urban areas, beside roads and footpaths as well as small linear woodlands, copses, and shelterbelts. For more information visit: www.gov.uk/guidance/local-authority-treescapes-fund

¹ Please note you cannot switch from one grant that pays for woodland establishment to another. E.g. you can't withdraw from a CS agreement to apply for the HS2WF or vice versa.

² Minimum value subject to change.

	Woodland Management Plan (WMP) Part of Countryside Stewardship	Woodland Tree Health Part of Countryside Stewardship
Summary	The WMP is a one-off payment to create a 10 year Woodland Management Plan which is UK Forestry Standard (UKFS) compliant. You have two years from the agreement start date to write your plan and secure approval from the FC. Once your plan is approved you can claim the grant payment. You must make your claim within two years and three months of the agreement start date.	There are two elements within this grant: <ul style="list-style-type: none"> Restoration provides support for restocking woodland after felling due to a tree health issue. Improvement provides support for the removal of diseased trees and infected rhododendron.
Can I apply year round?	Yes - open year round.	Yes - open year round.
Are there financial incentives available?	The payment rate for the WMP is based on the area of woodland: 3 - 50 hectares: flat rate of £1,500 51 - 100 hectares: flat rate of £1,500 for first 50ha, plus £30 per additional hectare Over 100 hectares: flat rate of £3,000 + £15 per additional hectares over 100 hectares	To restock native tree species on an ancient woodland site the payment is capped at an average of £6,000 per hectare (£3,000 per hectare for non-native species), whilst on other sites it's £4,720 per hectare for native species (£3,850 per hectare for non-native species). To fell diseased trees you can receive between £375 and £2,424.20 per hectare, and between £3,500 and £5,500 per hectare for rhododendron control.
Is this Higher Tier, Mid Tier or a capital item?*	Capital only	Capital only
Can I apply alongside other FC and CS grant and funding schemes?	Yes - but to apply for the Countryside Stewardship Woodland Improvement Grant (part of Higher Tier) your Woodland Management Plan must be approved.	Yes - a Woodland Management Plan is strongly recommended and the woodland can already be subject to other grants.
Minimum area	3 hectares	0.25 hectares
Minimum woodland block size	0.5 hectares	0.1 hectares
Applicant and Land Registration with the RPA	Yes	Yes
Does it include support for leaky woody dams (RP32 and RP33)?	No	No
Does it include support for woodland infrastructure (FY2)?	No	No
Where can I find out more?	www.gov.uk/guidance/woodland-management-plan-grant-countryside-stewardship	www.gov.uk/guidance/woodland-tree-health-grant-countryside-stewardship

Applications for Countryside Stewardship Higher Tier, including the woodland improvement grant (WD2), are currently closed. For information about the Higher Tier offer, when you can apply and what improvements have been made read Countryside Stewardship Higher Tier (www.gov.uk/government/publications/countryside-stewardship-higher-tier).

* There are three main elements within Countryside Stewardship:

- Mid Tier: multi-year agreements for environmental improvements in the wider countryside, that include multi-year options and capital items;
- Higher Tier: multi-year agreements for environmentally significant sites, commons and woodlands where more complex management requires support from Natural England or the Forestry Commission, that include multi-year options and capital items; and
- Capital-only grants: a range of grants specific to outcomes for hedgerows and boundaries, developing implementation plans, feasibility studies, woodland management plans, woodland creation (establishment), and tree health - normally two year agreements.

