



This annual bulletin provides summary statistics on claims and awards made under the Armed Forces Compensation Scheme (AFCS). The AFCS is a no-fault scheme, which financially compensates for injury/illness and death caused by service in the UK Armed Forces on or after 6 April 2005.

Key Points

The AFCS compensates service-attributable:

**Injury/illness** caused or made worse by service in the UK Armed Forces on or after 6 April 2005.

**Death** caused, or substantially hastened by service in the UK Armed Forces on or after 6 April 2005.

During the 2023/24 financial year:

**+** **9,545<sup>P</sup> Injury/illness and 52<sup>P</sup> survivors' claims** were registered.

**🕒 115 Working Days** to clear injury/illness claims (median average).

**▲** The number of registered injury/illness claims has been **increasing** since **2021/22**, returning to pre-COVID-19 levels.

**▲** The average number of working days to clear injury/illness claims has been **increasing** since 2021/22.

Of the **4,296** injury/illness claims that were registered and cleared during 2023/24:

**£**  
**57%<sup>P</sup> awarded**

~~£~~  
**11%<sup>P</sup> accepted, no award**

**⊘**  
**31%<sup>P</sup> rejected**

The percentage of registered claims awarded has increased significantly over the last two years from 47% in 2021/22 to 57% in 2023/24.

Expenditure

The total compensation expenditure for service-attributable injury/illness in 2023/24 was **£131.3M<sup>P</sup>**.

Total expenditure to survivors following deaths caused by service was **£16.5M<sup>P</sup>**.



<sup>P</sup> Figures relating to the number of claims, outcomes and conditions are marked as provisional as these figures may change as the 5,249 pending claims are cleared and non-genuine claims identified. Accounts for the 2023/24 financial year are pending an audit and may change in future.

Sources: Compensation and Pension System (CAPS) and MOD Veterans UK Finance Team

Responsible statistician: Deputy Head of Defence Statistics Health [Analysis-Health-PQ-FOI@mod.gov.uk](mailto:Analysis-Health-PQ-FOI@mod.gov.uk)

Further information/ mailing list: [Analysis-Health-PQ-FOI@mod.gov.uk](mailto:Analysis-Health-PQ-FOI@mod.gov.uk)

Enquiries Press Office: 020 721 87907

[Background quality report](#)

Would you like to be added to our contact list so that we can inform you about updates to these statistics and consult you if we are thinking of making changes? You can subscribe to updates by emailing: [Analysis-Publications@mod.gov.uk](mailto:Analysis-Publications@mod.gov.uk)

# Contents

<b>Key Points</b> .....	1
Contents.....	2
Introduction .....	2
Other Publications.....	4
Flow chart of the AFCS claim process .....	5
Registered Claims.....	6
Clearance times .....	9
Latest injury/illness claim outcomes.....	11
Demographics of awarded injury/illness claimants.....	13
Injury/illness awarded conditions .....	15
Recipients of Guaranteed Income Payments.....	18
Armed Forces Independence Payment (AFIP) .....	19
AFCS awards to those deployed to Iraq and/or Afghanistan .....	20
Latest survivors' claim outcomes .....	21
Survivors' payments.....	22
Financial expenditure under the AFCS .....	23
Data, definitions, and methods.....	25
Glossary.....	29
References.....	33
Further information.....	34

Other bulletins in this series and the supplementary tables containing all data presented in this publication can be found on the [Gov.UK website](#).

## Introduction

---

This Statistical Bulletin presents summary information on the UK Armed Forces Compensation Scheme (AFCS) as at 31 March 2024. The AFCS came into force on 6 April 2005 and is managed by the Ministry of Defence (MOD) with all compensation claims administered by MOD Veterans UK. It replaced the previous compensation arrangements provided by the War Pension Scheme (WPS) and the attributable elements of the Armed Forces Pensions Scheme.

The AFCS compensates for service-attributable:

**Injury/illness** caused or made worse by service in the UK Armed Forces on or after 6 April 2005.

**Death** caused by, or substantially hastened by service in the UK Armed Forces on or after 6 April 2005.

Further information on the eligibility to claim, and the processing of AFCS claims can be found in the MOD's [AFCS Statement of Policy](#).

## Introduction (cont.)

---

These statistics have been provided in response to requests for information about claims and awards under the scheme and are used by the MOD to support work planning and policy development, and external organisations such as NHS trusts, local Government and Armed Forces charities.

In 2010, a review of the AFCS was conducted under the independent chairmanship of former Chief of Defence Staff, Admiral the Lord Boyce. The Lord Boyce Review found the Scheme was fundamentally sound but required adjustment in some areas<sup>1</sup>.

In Spring 2022 the second Quinquennial Review (QQR) commenced to ensure that the scheme remains fit for purpose and displays the flexibility to adapt to changing conditions and environments. The 2022/23 report was published in July 2023<sup>4</sup> with the publication of the government's response<sup>5</sup> to the QQR published in March 2024.

All tables provided in previous releases of this report have been updated with 2023/24 data and are available in The Supplementary Tables as separate Excel and Open Document Spreadsheet (ODS) files on the [Gov.UK website](#).

The COVID-19 pandemic affected the operational delivery of AFCS during 2020/21 and 2021/22 which resulted in decreased numbers of registered claims during 2020/21 and 2021/22. Since then, operational delivery of the AFCS has not been materially impacted by COVID-19 however the impact of the pandemic is still being seen through the trends in subsequent activity (e.g. reconsiderations, reviews, appeals) of claims registered during the pandemic. Comparisons to years prior to COVID-19 should be made with caution.

## Other Publications

---

The MOD also publishes annual statistics summarising MOD compensation payments under the;

- a) [War Pension Scheme \(WPS\)](#). This scheme considers claims for compensation for injury, illness or death caused by service on or after 6 April 2005.
- b) [Common Law Compensation Scheme](#). This scheme considers claims or compensation on the basis of whether the MOD has a legal liability to pay compensation. Where there is a proven legal liability, compensation is paid.

Other related Official Statistics:

- c) [Annual Location Statistics](#) on the location of pension and compensation recipients.
- d) [Medical discharges](#) on medical discharges in the UK Regular Armed Forces.
- e) A collection of publications and data from the Office for National Statistics related to characteristics of the UK armed forces veterans population using responses provided in the [2021 Census](#).

### Accredited Official Statistics publication

Accredited Official Statistics are called National Statistics in the Statistics and Registration Service Act 2007. These official statistics were independently reviewed by the Office for Statistics Regulation in 2012. They comply with the standards of trustworthiness, quality and value in the [Code of Practice for Statistics](#) and should be labelled 'accredited official statistics'. Accreditation can be broadly interpreted to mean that the statistics:

- meet identified user needs;
- are well explained and readily accessible;
- are produced according to sound methods; and
- are managed impartially and objectively in the public interest.

Further information on the accreditation process can be found here: [Accreditation explanation web page](#)

Once statistics have been designated as Accredited Official Statistics it is a statutory requirement that the Code of Practice shall continue to be observed. Further details about how this report has been developed since its confirmation as an Accredited Official Statistic can be found in the [Background Quality Report](#).

Our statistical practice is regulated by the Office for Statistics Regulation (OSR). OSR sets the standards of trustworthiness, quality and value in the [Code of Practice for Statistics](#) that all producers of official statistics should adhere to.

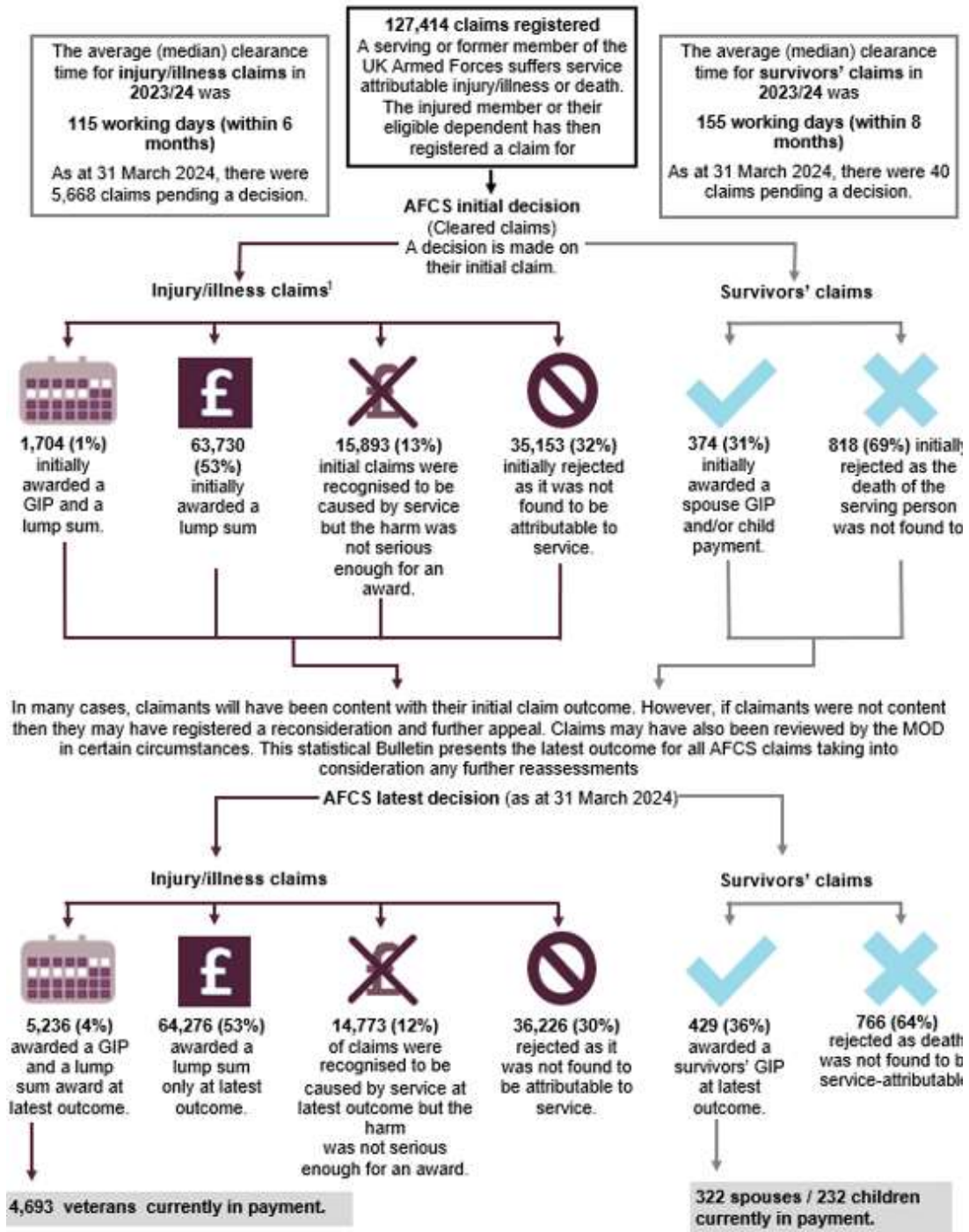
You are welcome to contact us directly with any comments about how we meet these standards. Alternatively, you can contact OSR by emailing [regulation@statistics.gov.uk](mailto:regulation@statistics.gov.uk) or via the OSR website.

# Flow chart of the AFCS claim process

Figure 1 portrays the journey of an AFCS injury/illness or survivors' claim.

## Figure 1: UK AFCS claim process

As at 31 March 2024



Source: Compensation and Pension System (CAPS)

1. There were 31 cleared Injury/Illness claims with no initial outcome recorded on the CAPS.
2. There were 3 cleared Survivors claims with no initial outcome recorded on the CAPS.

(Tables 1, 2, 6, 7, 15 and 20, Supplementary Tables)

Source: CAPS and MOD Veterans UK Finance Team

## Registered Claims

This section provides summary statistics on injury/illness claims, survivors' claims, reconsiderations, appeals, and reviews registered under the AFCS, with trends over time.

**Note that figures are provisional** and should therefore not be considered final. Any pending initial injury/illness and survivors' claims that are later identified as 'non-genuine' will be removed from these figures in the future. Any reconsiderations, appeals or reviews received prior to 31 March 2024 which are still to be input into the system will be added to these figures in the future.

**Injury/illness claims:** Registered by UK Armed Forces personnel and veterans for injury/illness caused by service since 6 April 2005.

**Survivors' claims:** Registered by, and on behalf of, eligible spouses and partners following the death of a service person or veteran where the cause of death was attributed to service in the UK Armed Forces since 6 April 2005.

**Reconsiderations:** All claimants may request for MOD Veterans UK to reconsider their claim if they are not satisfied with the outcome.

**Appeals:** All claimants may lodge an appeal to an appropriate Tribunal if they are not satisfied with the outcome of their claim.

**Reviews:** Collective title for specific re-evaluations that can be made on a claim. Reviews can be claimant or department-led. See Glossary for full list of reviews.

**Pending claims:** Registered initial injury/illness and survivors' claims with no outcome recorded on the CAPS as at 31 March 2024.

**Non-genuine cases:** Claims entered onto the CAPS which are later: withdrawn by the claimants; passed to the WPS to be assessed (for a pre-April 6 2005 injury, illness or death); and duplicates recorded in error removed.

Further information on all claim types and non-genuine cases can be found in the Background Quality Report.

**Since the start of the scheme in 2005/06 there have been;**

**126,179<sup>P</sup> Injury / illness claims**

registered by serving and ex-serving UK Armed Forces personnel for compensation for service-attributable injury or illness of which, **9,545<sup>P</sup> were registered in 2023/24.**

**1,235<sup>P</sup> Survivors' claims**

registered to apply for compensation for service-attributable death of which, **52<sup>P</sup> were registered in 2023/24.**

**23,738<sup>P</sup> Reconsiderations**

registered by all claimants who wished to request for their claim outcome to be reconsidered of which, **529<sup>P</sup> were registered in 2023/24.**

**13,406<sup>P</sup> Appeals**

registered by claimants requesting for their claim to be reviewed at a Tribunal of which, **526<sup>P</sup> were registered in 2023/24.**

**16,234<sup>P</sup> Reviews**

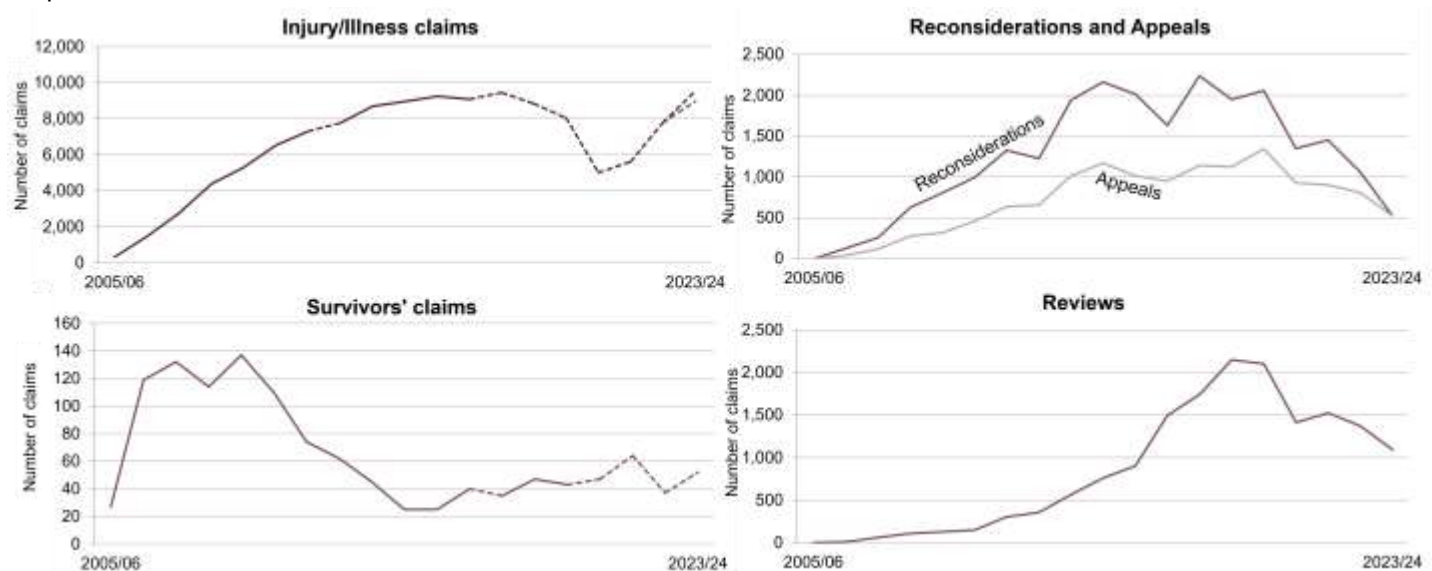
registered to request for their claim to be assessed under one of the formal review processes of which, **1,093<sup>P</sup> were registered in 2023/24.**

## Registered Claims (cont.)

Figure 2 shows the numbers of registered claims between 2005/06 and 2023/24. Due to the number of pending cases (5,668 injury/illness claims & 40 survivor claims) elements of the trends are provisional and have been marked as '- -'. From historical observations, the number of injury/illness claims registered in 2023/24 may decrease by approximately 5% in 2024/25 as pending claims are later identified as 'non-genuine'; this potential 2023/24 trend has been marked by a second provisional line using light purple.

**Figure 2: AFCS injury/illness claims, survivors' claims, reconsiderations, appeals, and reviews registered, by financial year the claims were registered, number of claims<sup>P</sup>**

6 April 2005<sup>1</sup> to 31 March 2024



**Source: Compensation and Pension System**

1. The AFCS scheme began on the 6 April 2005.

<sup>P</sup> Due to pending cases, parts of trend lines for injury/illness claims and survivors' claims are provisional and marked as '- -'.

The number of registered **injury/illness** claims increased between 2005/06 and 2015/16 before declining between 2017/18 and 2019/20 due to several factors: the reductions in the numbers of service personnel; the conflict in Afghanistan ending in December 2014; a change in the types of injuries service personnel were sustaining, and advances in treatment and rehabilitation. COVID-19 then led to a further sharp decline in 2020/21 due to changes to armed forces working methods. Since then there has been a steep increase which is believed to be due to numbers returning to pre-COVID-19 levels and the new Digital Claim Form which was introduced on 7th November 2022. The form makes it easier to submit first claims under the WPS or Armed Forces Compensation Scheme (AFCS); with 66% of all first claim submissions to WPS and AFCS being via the digital form since its inception. Additionally, the launch of the Veterans ID card may have increased the number of individuals submitting a claim by increasing awareness of the schemes.

## Registered Claims (cont.)

---

The number of registered survivors' claims peaked in 2009/10, when there was a high volume of military deaths due to operations in Iraq (ending in May 2011) and Afghanistan. Although numbers are lower than those in 2009/10, since 2015/16 there has been a steady increase in the number of survivors' claims registered. Trends in survivors' claims may not reflect published MOD in-service deaths statistics<sup>6</sup> as not all in-service deaths will have eligible dependents.

The number of registered appeals has decreased in 2023/24 largely due to the decrease in registered injury/illness claims in 2020/21 and 2021/22 due to COVID-19. It is possible we are seeing the same impact on registered reviews and reconsiderations however caution must be taken due to the figures not including pending reviews and reconsiderations.



## Clearance times

This section provides summary information on the average (median) number of working days it took to clear claims, reconsiderations and appeals registered under the AFCS, as an indication of how long a claimant can expect to wait, on average, for a decision. Figures are presented for claims cleared in 2023/24, with comparisons back to 2017/18.

### During 2023/24:

**Injury / illness claims** were cleared, on average, within **115 working days (within 6 months)**

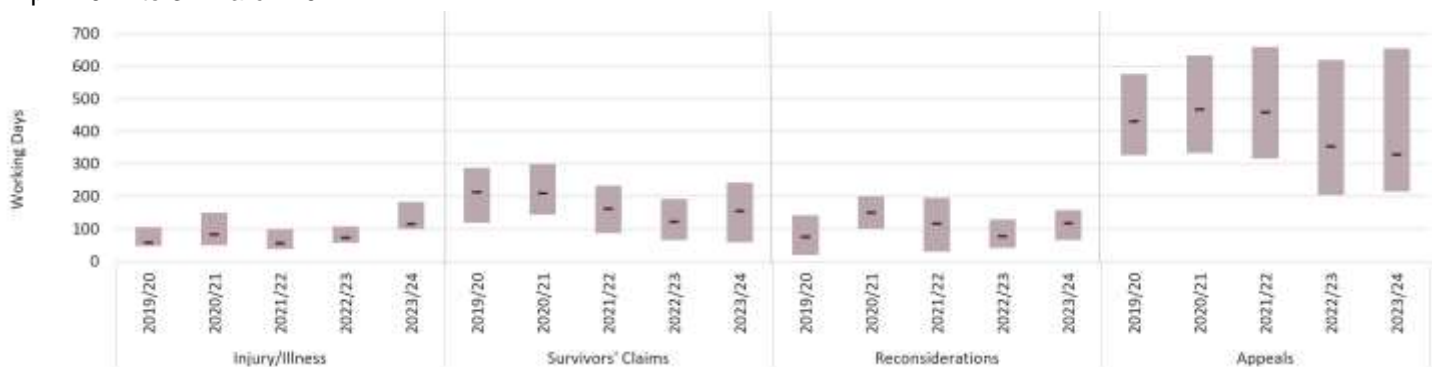
**Survivors' claims** were cleared, on average, within **155 working days (within 8 months)**

**Reconsiderations** were cleared, on average, within **117 working days (within 6 months)**

**Appeals** took the longest average time to clear (**328 working days or within 16 months**), however it should be noted that the MOD has no control over the length of time it takes for a decision to be made as appeal tribunals are independent.

**Figure 3: AFCS clearance times, by claim type and financial year the claims were cleared, median average working days, upper and lower quartiles**

1 April 2017 to 31 March 2024



Source: Compensation and Pension System

Clearance times were calculated as the number of working days between the date the claim/appeal was received by the MOD and the date a decision was made. Injury/illness claims cleared in 2023/24 took on average 115 working days (within 6 months) to clear, which is a continued increase from 2021/22, when it took an average of 56 days. The increase is likely due to the 23% increase in the number of registered claims.

The range of clearance times for survivors' claims is wider than for injury/illness claims, due to the processes involved, for example there are often delays in processing claims while evidence of financial dependency was gathered and relationship statuses were checked (Figure 3).

(Tables 6, 7, 8 and 9, Supplementary Tables)

Source: Compensation and Pension System

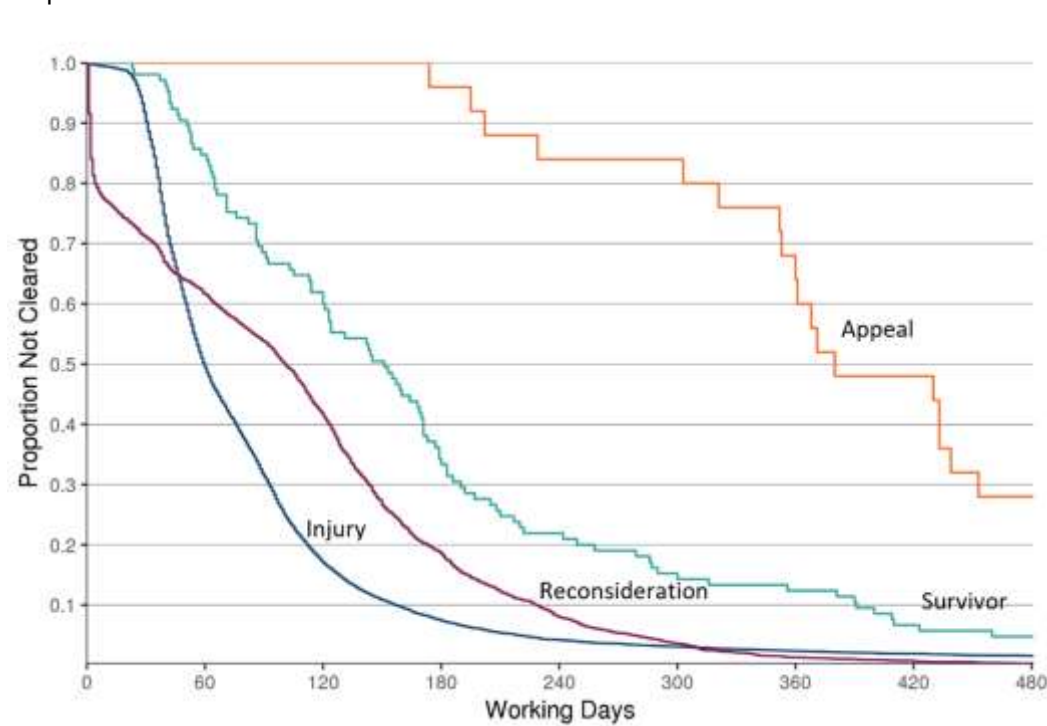
## Clearance times (cont.)

In 2023/24, AFCS appeals' clearance times continued to fall to an average of 328 working days (within 16 months); they remain lower than pre-pandemic clearance times. Appeal clearance times have a wider range of clearance times than other claim types. This is due to the complexity of the process. AFCS appeals are heard at an independent First Tier Tribunal (FTT) in England and Wales, or Pension Appeal Tribunal (PAT) within Scotland and Northern Ireland, and the MOD has no control over the length of time it takes for evidence to be gathered or a decision to be made. In 2023/24, the number of appeals cleared decreased to 825 and is more in line with pre-pandemic levels. This was likely, in part due to the decreased number of registered appeals between 2020/21 and 2023/24.

Predictive analysis was conducted on all injury/illness claims, survivors' claims, reconsiderations, and reviews registered 1 April 2020 and 31 March 2022. This type of analysis allows prediction of how long it takes for each type of claim to reach a completed stage by incorporating claims registered within a set time period. Taking pending claims into account, injury/illness claims were projected to be resolved, on average (median), after 60 working days, reconsiderations after 101 working days, survivors claims after 151 days and appeals after 380 working days (Figure 4).

**Figure 4: Survival analysis, presenting the predicted number of working days at which claims will be cleared**

1 April 2020 to 31 March 2024



Source: Compensation and Pension System

(Tables 6, 7, 8, 9 and 10, Supplementary Tables)

Source: Compensation and Pension System

## Latest injury/illness claim outcomes

This section provides summary statistics on the latest outcome of all injury/illness claims registered under the AFCS as at 31 March 2024, and trends over time.

Note that as at 31 March 2024 there were 5,668 pending injury/illness claims (of which, 5,249 claims were registered during 2023/24). Therefore, **figures are provisional** and will change in the future as these claims are cleared.

**Awarded Lump Sum only:** An immediate one-off lump sum payment compensating for a less severe injury/illness not expected to have any significant permanent effects on the claimant's future earning capacity. Lump sum only awards are made at tariff levels 12-15.

**Awarded Lump Sum plus GIP:** In addition to a lump sum payment, an ongoing Guaranteed Income Payment (GIP) is awarded for a more serious injury/illness (awarded at tariff levels 1-11). A GIP is payable for life, to recognise future loss of earning capacity, with the first payment made once the claimant has left service (following an in-service claim), or from date of claim clearance (following a post-service claim). All GIP recipients are veterans.

**Accepted - No Award:** Service-attributable injury/illness isn't severe enough to be awarded a tariff level and therefore no financial compensation is awarded.

**Rejected:** Claimed injury/illness is found not to be attributable to service.

**Since the start of the scheme;**

**120,511<sup>p</sup> Injury / illness claims** have been cleared under the AFCS, of which:

**Over half (53%<sup>p</sup>)** have been awarded a lump sum only payment (64,276<sup>p</sup>) for a less serious injury / illness.

**4%<sup>p</sup>** have been awarded a lump sum payment and GIP (5,236<sup>p</sup>) for a more serious injury / illness.

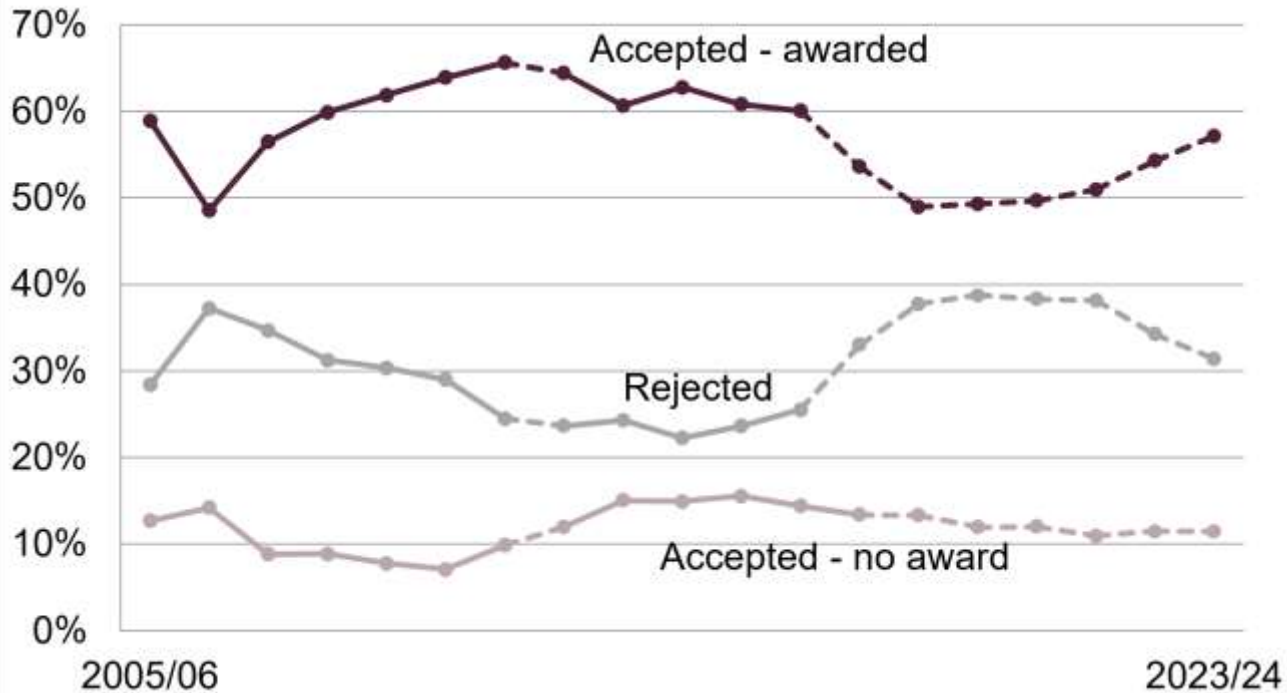
**12%<sup>p</sup>** have been accepted but with no award (14,773<sup>p</sup>).

**Over a quarter (30%<sup>p</sup>)** have been rejected (36,226<sup>p</sup>).

## Latest injury/illness claim outcomes (cont.)

**Figure 5: Accepted injury/illness AFCS claims by outcome and financial year the claims were registered, percentages<sup>P</sup>**

6 April 2005 to 31 March 2024



**Source: Compensation and Pension System**

<sup>P</sup> Due to pending cases, the figures for 2012/13, 2017/18, 2018/19, 2019/20, 2020/21, 2021/22, 2022/23 and 2023/34 are provisional and marked as '- -'.

The outcomes for claims registered in a financial year changed significantly between 2014/15 and 2018/19 (Figure 5). During these 4 years the proportion of registered claims which have been:

- awarded reduced by 10 percentage points to **49%**<sup>P</sup> in 2018/19;
- rejected increased by 16 percentage points to **38%**<sup>P</sup> in 2018/19.

This was likely to be due to a change in the types of injuries being claimed for, as injuries caused in active scenarios, including combat, declined while injuries from events where the peer-reviewed evidence does not support a causal link to service have increased.

Outcomes for claims registered between 2018/19 and 2021/22 remained relatively consistent with around 50% of registered claims being awarded and roughly 38% being rejected. However, in the latest two years the proportion of registered claims being awarded has increased to 57% in 2023/24 and the proportion of rejected has decreased to 31% in 2023/24.

In line with the intention of the scheme for awards to be full and final, the number of initial registered injury/illness claims receiving an interim award has fallen to the lowest it's been in the last 9 years to 10% in 2023/24.

(Table 2,21 Supplementary Tables)

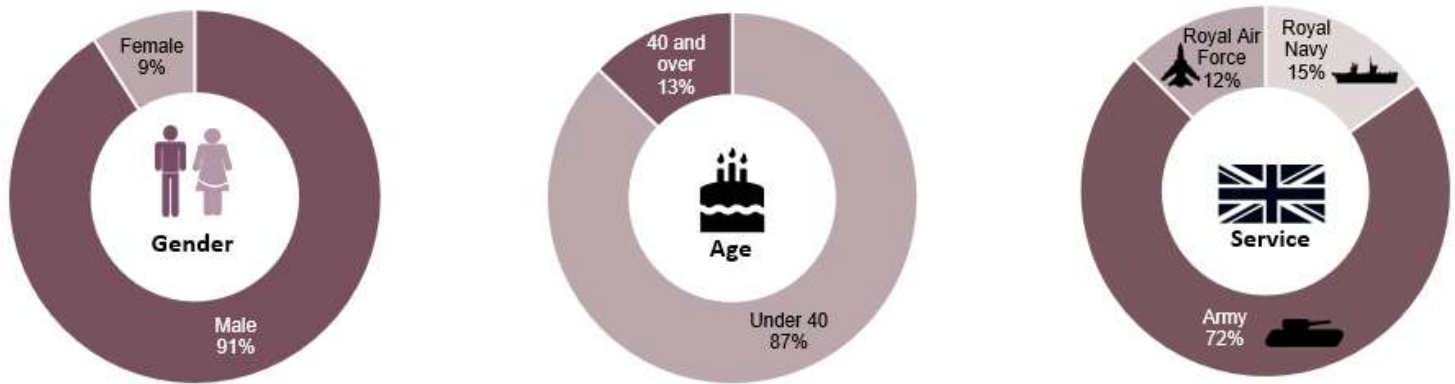
**Source: Compensation and Pension System**

# Demographics of awarded injury/illness claimants

This section presents a demographic breakdown of all awarded injury/illness claimants between 6 April 2005 and 31 March 2024.

**Figure 6: Gender, age and service<sup>RN</sup> breakdowns of awarded injury/illness claimants, percentages<sup>P, 1</sup>**

6 April 2005 to 31 March 2024



**Source: Compensation and Pension System**

<sup>RN</sup> 'Royal Navy' includes the services Royal Navy and Royal Marines, formerly referred to as 'Naval Service'.

<sup>P</sup> As at 31 March 2024 there were 5,668 pending injury/illness claims. Therefore, figures are provisional and may change in the future as these claims are cleared.

1. Percentages have been individually rounded to the nearest whole number and therefore the sum of the percentage subtotals may not equal 100%.

Since the scheme began on 6 April 2005, over three quarters (76%<sup>P</sup>) of all injury/illness claims were registered by serving UK armed forces personnel, so it is to be expected that the demographic profile of those awarded compensation is similar to that of the UK regular armed forces. In the latest year the proportions of awarded AFCS claimants who were male (88%<sup>P</sup>) and/or aged under 40 (82%<sup>P</sup>) were in line with the gender and age profile of the UK regular armed forces as at 1 October 2023<sup>7</sup> (88% and 78% respectively).

The percentage of lump sum awards made to serving or ex-serving Army personnel (71%<sup>P</sup>) was higher than the percentage of Army personnel serving in the UK regular armed forces as at 1 April 2024<sup>8</sup> (60%). These findings replicate recent MOD Health and Safety Statistics<sup>9</sup> which showed that Army personnel were at significantly higher risk of reporting injury and ill health incidents than personnel in the Royal Navy<sup>RN</sup> and RAF.

<sup>RN</sup> 'Royal Navy' includes the services Royal Navy and Royal Marines, formerly referred to as 'Naval Service'.

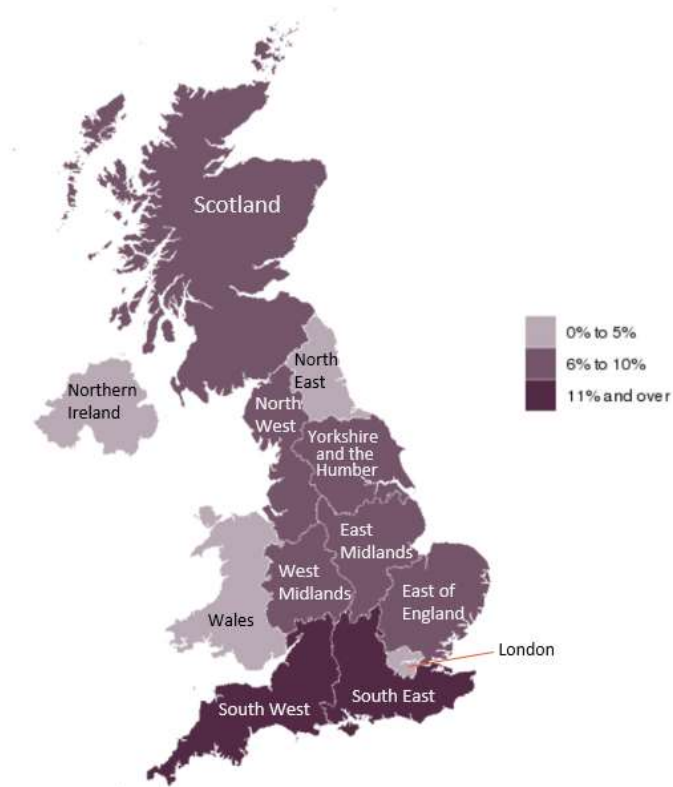
(Tables 2 and 14, Supplementary Tables)

**Source: Compensation and Pension System**

## Demographics of awarded injury/illness claimants (cont.)

**Figure 7: Heat map of location of awarded AFCS injury/illness claimants by UK region<sup>1</sup>, percentages<sup>P</sup>**

6 April 2005 to 31 March 2024



### Source: Compensation and Pension System

*Spatial data sourced from ArcGIS OpenData. Data covered by Open Data Commons Licence.*

Location of the latest recorded contact address within CAPS as at 31 March 2024.

<sup>P</sup> As at 31 March 2024 there were 5,668 pending injury/illness claims. Therefore, figures are provisional and will change in the future as these claims are cleared.

Location information was retrieved from CAPS as at 31 March 2024. For in-service personnel, location is defined as the latest contact address recorded on this date. Latest recorded home address is used for personnel who have left service.

The South East and the South West of England had the highest proportion of injury/illness awards which is expected given over half of UK Regular Armed Forces personnel are based in these regions<sup>8</sup>.

Please note that 5%<sup>P</sup> of successful AFCS injury/illness awards were made to claimants whose latest address was either overseas, in 'Other UK' (includes Isle of Man and Channel Islands) or 'UK Unknown' (includes those with a UK address at the time of initial claim but it was not possible to assign the address to a region), or their address information was incomplete so it was not possible to assign the address to a country or region.

(Tables 2 and 14, Supplementary Tables)

Source: Compensation and Pension System

# Injury/illness awarded conditions

This section presents a summary of all injuries/illnesses awarded under the AFCS as at 31 March 2024, and trends over time. Note that the underlying data in this section and The Supplementary Tables have been rounded to the nearest five to safeguard the confidentiality of individuals. Please see the methodology section and the Background Quality Report for further detail.

Claimants can apply and be awarded compensation for multiple conditions within a single claim. This means the resulting numbers of awarded claims and awarded conditions will not always be the same.

## Since the start of the scheme;

**92,210<sup>P</sup> conditions** had been awarded compensation, following 69,512 successful injury/illness claims.

**7%<sup>P</sup>** of all awarded conditions were severe enough to attract a GIP (6,395).

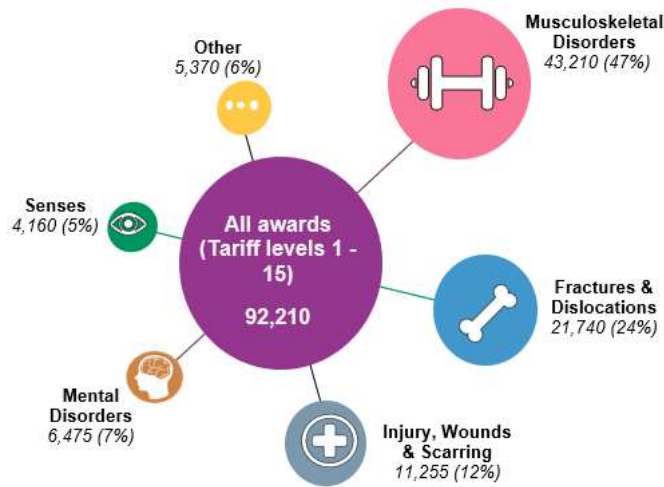
Service-attributable injuries / illnesses are awarded under the AFCS in line with one of **nine tariff of injury tables**:

- Table 1 - Burns
- Table 2 - Injury, Wounds and Scarring
- Table 3 - Mental Disorders
- Table 4 - Physical Disorders
- Table 5 - Amputations
- Table 6 - Neurological Disorders
- Table 7 - Senses
- Table 8 - Fractures and Dislocations
- Table 9 - Musculoskeletal Disorders.

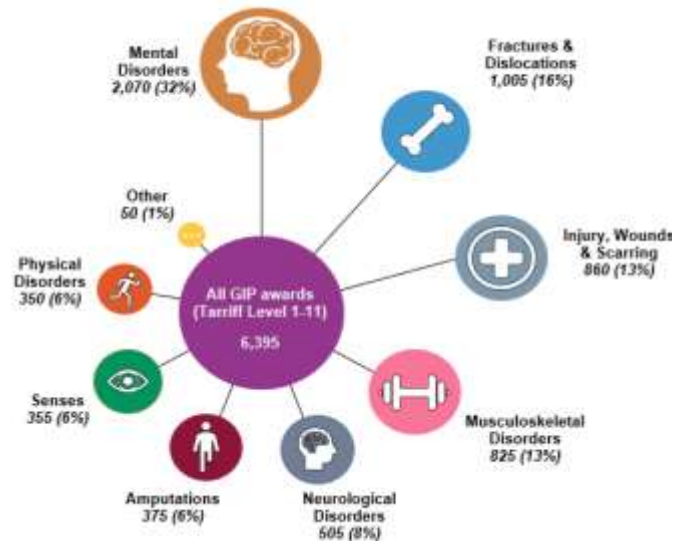
The [full list of tariff of injury tables](#) can be found online.

**Figure 8: Most common tariff of injuries awarded under the AFCS, numbers<sup>P</sup> and percentages<sup>1</sup>**  
6 April 2005 to 31 March 2024

All awarded conditions:



Conditions awarded a lump sum plus GIP:



## Source: Compensation and Pension System

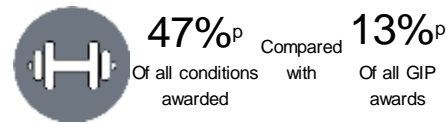
1. Percentages have been individually rounded to the nearest whole number and therefore the sum of the percentage subtotals may not equal 100%.  
<sup>P</sup> As at 31 March 2024 there were 5,668 pending injury/illness claims. Therefore, figures are provisional and will change in the future as these claims are cleared.

(Table 2 and 13, Supplementary Tables)

Source: Compensation and Pension System

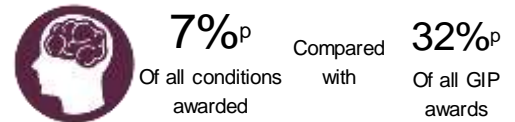
## Injury/illness awarded conditions (cont.)

Since the start of the scheme, there were 92,210<sup>P</sup> awarded conditions following 69,512<sup>P</sup> successful claims.



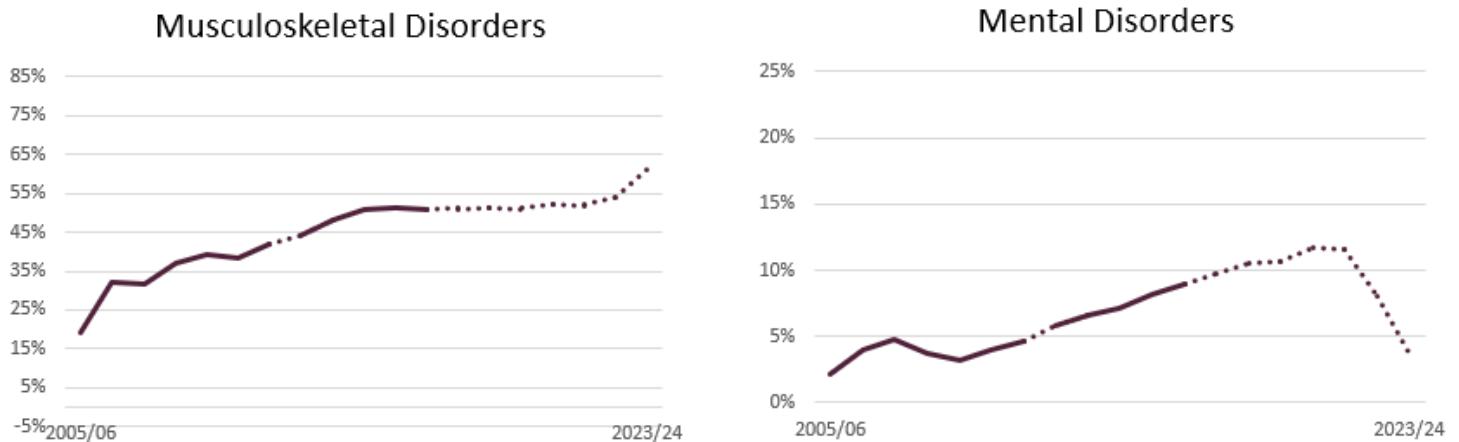
**Musculoskeletal (MSK) disorders** were the most prevalent condition (47% of all conditions awarded), which was expected since MSK disorders and injuries are one of the two main causes of medical discharge from the UK Regular Armed Forces<sup>10</sup>. However, MSK accounted for only 13%<sup>P</sup> of conditions awarded a GIP suggesting that whilst MSK disorders were the most prevalent service-attributable condition, most recipients were often not expected to experience a significant loss of earning capacity.

**Mental disorders** made up only a small percentage (7%) of all awarded conditions but were much more prevalent for more serious conditions which attracted a GIP (32% of all GIP awards). This reflected the long term, complex nature of mental disorders, and their impact on claimants' earning capacity in the future.



**Figure 9: AFCS injury/illness conditions awarded, MSK disorders and Mental disorders, by financial year the claims were registered, percentage of awarded conditions<sup>P</sup>**

6 April 2005<sup>1</sup> to 31 March 2024



**Source: Compensation and Pension System**

1. The AFCS scheme began on the 6 April 2005.

<sup>P</sup> Due to pending cases, the figures for 2012/13, 2017/18, 2018/19, 2019/20, 2020/21, 2021/22, 2022/23 and 2023/24 are provisional and marked as '- -'.



## Injury/illness awarded conditions (cont.)

---

The proportion of awarded conditions for MSK was stable at approximately 51%<sup>P</sup> for claims registered between 2015/16 and 2021/22 however in the last two years this proportion has increased to 61% in 2023/24. This increase is partly due to the introduction of a new tariff descriptor in Table 9 Musculoskeletal Disorders [[item 34A](#)] which led to a reduction in temporary awards. The proportion of all awarded conditions for mental disorders significantly increased year-on-year between 2009/10 and 2020/21: from 3% to 12%<sup>P</sup>. The increase was a combination of rising mental health presentations and the effect of MOD and national campaigns to raise awareness and reduce the stigma of mental health, resulting in more personnel seeking help. Since 2021/22 the proportion of awarded conditions for mental disorders has started to decrease, to 4% in 2023/24; this fall is in line with trends seen in the UK Armed Forces Mental Health annual statistic<sup>11</sup>.

**GIPs** are paid to those whose injuries would cause a significant loss of earning capacity. Since 2007/08 the proportion of awarded conditions attracting a GIP significantly decreased from 13% in 2007/08 to around 1%<sup>P</sup> in 2023/24. This was largely due to: the reduction in life threatening injuries following the end of Operations in Iraq and Afghanistan; the reduction in serious injuries in the workplace due to emphasis on Health, Safety and Environment protection and; advances in treatment and rehabilitation.

There are high volumes of external interest in AFCS awards for Non-Freezing Cold Injury, Noise Induced Hearing Loss, and Post-Traumatic Stress Disorder. Figures can be found in Table 13 of Supplementary Tables.

# Recipients of Guaranteed Income Payments

This section presents further detail on veterans in receipt of a Guaranteed Income Payment (GIP) for more severe injury or illnesses, and those in receipt of the Armed Forces Independence Payment (AFIP), as at 31 March 2024. For more information on GIPs and the AFIP please see accompanying Background Quality Report.

In addition to a lump sum payment, an ongoing Guaranteed Income Payment (GIP) is awarded for a more serious injury/illness (awarded at tariff levels 1-11). A GIP is payable for life, to recognise future loss of earning capacity, with the first payment made once the claimant has left service (following an in-service claim), or from date of claim clearance (following a post-service claim). All GIP recipients are veterans.

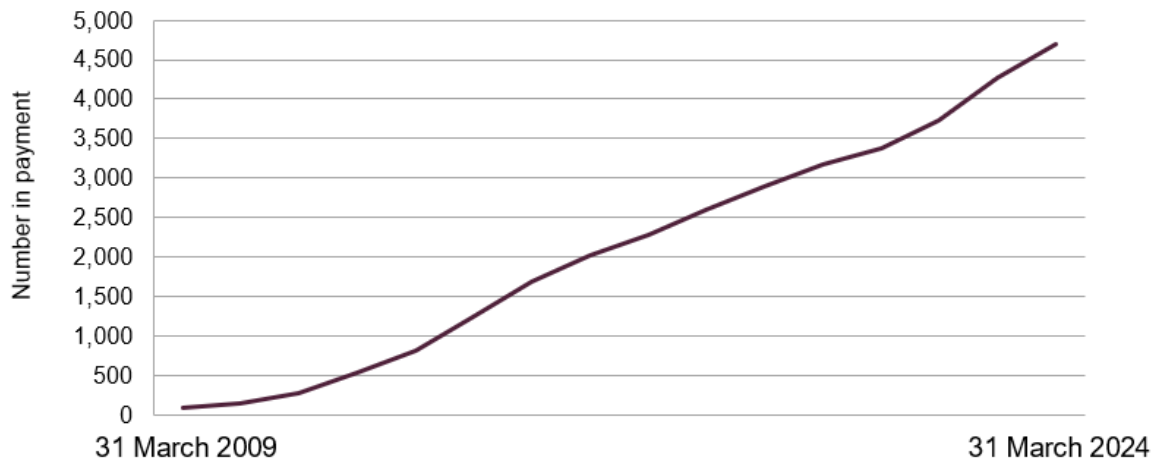
As at 31 March 2024, **4,693 veterans were in receipt of a GIP** following an injury/illness claim.

This was lower than the total number of GIP awards made since the start of the scheme (5,236) for several reasons:

- A veteran may be in receipt of a GIP following multiple successful claims under the AFCS (the amount received will account for multiple awards but claimants will be counted once).
- In-service claimants awarded a GIP who were still in service will not begin to receive payment until they have left service.
- A previous GIP recipient has ceased to receive payment, for example due to death or legal reasons.

**Figure 10: UK Armed Forces Veterans in receipt of a Guaranteed Income Payment, by financial year<sup>1</sup>**

As at 31 March 2009 to as at 31 March 2024<sup>2</sup>



**Source: Compensation and Pension System**

1. This figure does not include deferred GIPs.
2. From January 2009 there was a change in the source of data regarding GIPs. Data prior to this date is incomplete.

Since 31 March 2009, the number of ex-service personnel in receipt of a GIP has increased year on year. This is due to the cumulative effect of new veterans starting to receive their GIP each year and those awarded in previous years continuing to receive it.

(Tables 2 and 15, Supplementary Tables)

**Source: MOD Veterans UK Finance Team**

## Armed Forces Independence Payment (AFIP)

---

As at 31 March 2024, there were 4,693 veterans in receipt of a GIP, of which 1,733 were also identified as being in receipt of the AFIP. There are a number of reasons why personnel may not be receiving the AFIP:

- The AFCS GIP recipient was not eligible to receive an AFIP.
- An AFIP eligible claimant may have opted to continue to receive the Personal Independence Payment (PIP)
- The GIP award was made recently and therefore the eligible claimant's AFIP payment was still being processed.
- The MOD had a non-response from the eligible claimant to determine whether they wish to receive the AFIP.

Service personnel awarded a GIP at 50% or above are eligible to apply for additional financial support via the Armed Forces Independence Payment (AFIP). The AFIP was introduced on 8 April 2013 and is a benefit to help with the extra costs of long-term health conditions or disability. More information about AFIPs can be found at the [Gov.UK website](#).

## AFCS awards to those deployed to Iraq and/or Afghanistan

---

This section presents a summary of all awarded AFCS claimants who have previously deployed to Iraq and/or Afghanistan, since the MOD is frequently asked to provide this information.

**As we move further away from the Iraq and Afghanistan conflicts is it increasingly unlikely that claims made by this cohort are a result of their deployment. We are therefore reviewing the removal of this section of the report and would welcome any feedback from users sent to [Analysis-Health-PQ-FOI@mod.gov.uk](mailto:Analysis-Health-PQ-FOI@mod.gov.uk).**

It is important to note that the AFCS attributes injury/illness to service and not a particular event during a service person's career. Therefore it is not possible to attribute AFCS claims/awards to a specific deployment and **these figures are likely to include individuals awarded compensation for an injury/illness that did not occur as a result of their deployment**, even though they had deployed at some previous point in time prior to registering their claim

Of the 55,464 people awarded compensation for an injury/illness caused by service as at 31 March 2024, a total of 32,274 had deployed to Iraq and/or Afghanistan prior to their claim. Of these:

- 6,430 individuals had only deployed on Operations in Iraq prior to the registered date of their claim.
- 15,143 individuals had only deployed on Operations in Afghanistan prior to the registered date of their claim.
- 10,701 individuals had deployed on Operations in both Iraq and Afghanistan prior to the registered date of their claim.

## Latest survivors' claim outcomes

This section provides summary statistics on the latest outcome of all survivors' claims registered under the AFCS as at 31 March 2024, and trends over time. These **figures are provisional** and will change in the future as there are 40 pending survivor's claims are cleared.

### Awarded Survivors' Guaranteed Income Payment

**(SGIP):** If a death is found to be attributable to service, the eligible partner/spouse of the deceased will receive a SGIP, paid to provide financial support and to recognise the loss of the deceased partner's earnings. The amount paid is increased in line with inflation each year and is paid for life. Those in receipt of a SGIP may claim for an additional child payment where their child/children meet the eligibility criteria.

**Rejected:** Death was found not to be attributable to service.

### Since the start of the scheme;

**1,195<sup>P</sup> Survivors' claims** have been cleared under the AFCS, of which:

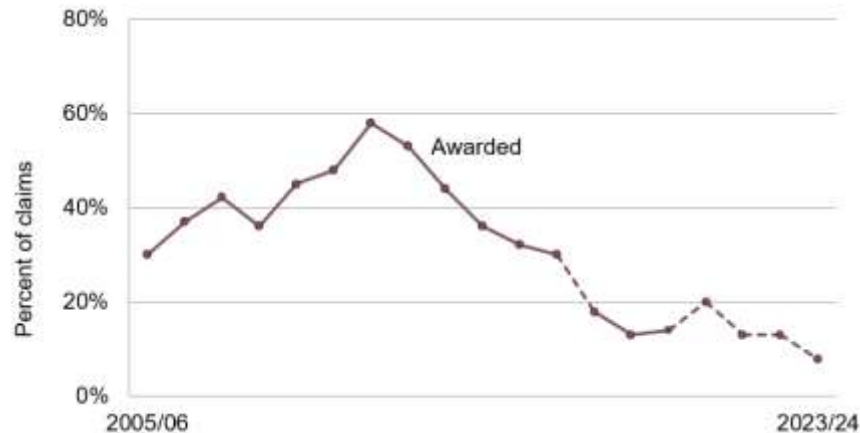
**36%<sup>P</sup>** have been awarded a Survivors' Guaranteed Income Payment (429<sup>P</sup>).

**64%<sup>P</sup>** have been rejected (766<sup>P</sup>).

Providing a potential eligible family member can be identified, a survivors' claim can be registered following a death in service where death occurred on or after 6 April 2005, regardless of whether the death was caused by service. This may partly account for the lower awarded rate compared with other claim types as claims for deaths not caused by service are rejected.

**Figure 11: Awarded AFCS survivors' claims, by financial year the claims were registered, percentages<sup>P</sup>**

6 April 2005 to 31 March 2024



### Source: Compensation and Pension System

<sup>P</sup> As at 31 March 2024 there were 40 pending survivors' claims. Therefore, figures are provisional and will change in the future as these claims are cleared.

Since the start of the scheme, the proportion of awarded survivors' claims has fluctuated, reflecting the change in operational tempo over time. Figure 11 shows the proportion of awarded survivors' claims was highest between 2009/10 and 2013/14, when there was a high volume of military deaths due to operations in Iraq (ending in May 2011) and Afghanistan (ending in December 2014). Since 2021/22 the proportion of awarded survivors' claims has been steadily decreasing from 20% to its lowest yet in 2023/24 (8%).

# Survivors' payments

This section presents further detail on spouses awarded a Guaranteed Income Payment (GIP) and Child Payments (CP) with summary statistics on spouse and child recipients as at 31 March 2024.

An awarded survivors' claim may result in more than one payment for example a spouse GIP and one or more child payments. For further information on survivors' GIPs, please see accompanying Background Quality Report.

As at 31 March 2024, there were:



322 spouses in receipt of a SGIP



232 children in receipt of a CP

The term 'spouse' was used in this section to refer to spouses and eligible partners in receipt of a survivors' GIP

Of the 322 spouses in receipt of a SGIP:



99% were female



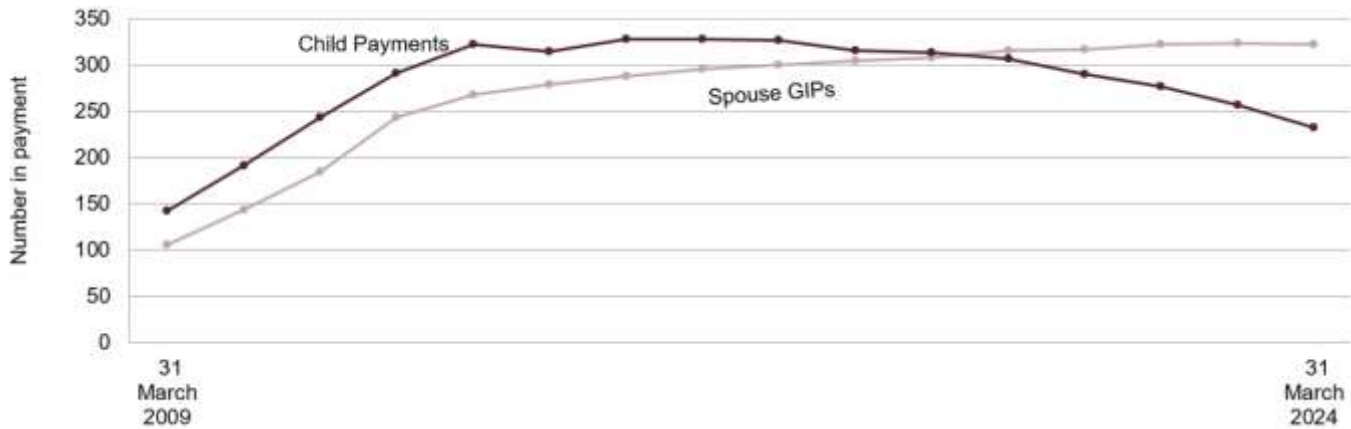
55% were younger than 45 years of age



32% were located in the South East or the South West of England

**Figure 12: Eligible spouses and children in receipt of a Survivors' Guaranteed Income Payment (GIP) or Child Payment, as at financial year end, numbers**

As at 31 March 2009 to as at 31 March 2024<sup>1</sup>



**Source: Compensation and Pension System**

1. From January 2009 there was a change in the source of data regarding GIPs. Data prior to this date was incomplete and therefore not presented in the figure.

The number of survivors' GIPs and child payments in payment increased over time between 31 March 2009 and 31 March 2013. This was at a time when there was high operational tempo in Iraq and Afghanistan resulting in higher numbers of service related deaths<sup>4</sup>. Since March 2013, the number of SGIPs in payment increased at a slower rate. This reflected the reduced operational tempo leading to a reduction in the number of service personnel who died each year, and a reduction in SGIP claims and awards.

# Financial expenditure under the AFCS

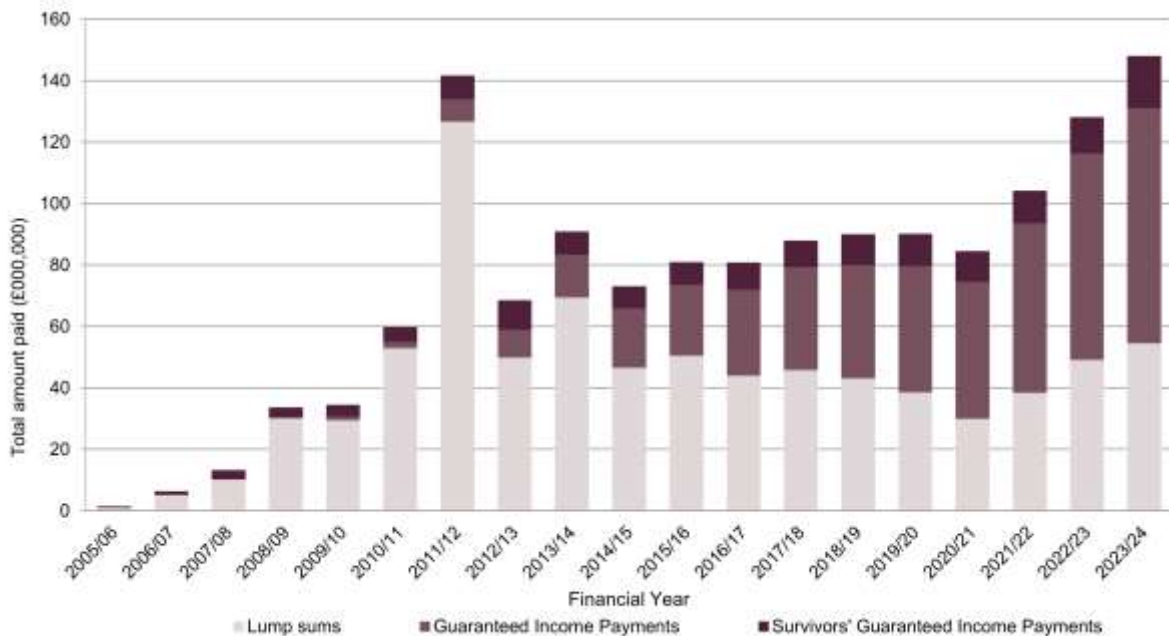
The financial information is supplied by MOD Veterans UK, who provide the amount paid out for claims awarded throughout the financial year. Accrued expenditure is applied to claims that are awarded within the financial year but processed and paid in the following financial year (typically claims that have been awarded in the final few days of the financial year). Overall expenditure figures may therefore differ to the amount of actual monies paid out in a given time period, as they may include cleared cases that are due to be paid in the next financial year but have not yet been paid.

This section provides information on the total expenditure under the AFCS since the scheme began on 6 April 2005.

**As at 31 March 2024;**  
**The total expenditure was over £1,414M<sup>P</sup> for compensation** under the scheme. Of which, expenditure was:

- Over £818M<sup>P</sup> for lump sum payments.
- £460M<sup>P</sup> for Guaranteed Income Payments (GIPs).
- £136M<sup>P</sup> for Survivors' Guaranteed Income Payments (SGIPs).

**Figure 13: AFCS expenditure, by type of payment and financial year paid, £<sup>P</sup>**  
 6 April 2005 to 31 March 2024



**Source: MOD Veterans UK Finance Team**

<sup>P</sup> Accounts for the 2023/24 financial year are pending an audit and may change in future. As such, these figures are marked provisional.

## Financial expenditure under the AFCS (cont.)

---

The total expenditure for lump sum payments during 2011/12 was higher than other financial years (over £126M). This was primarily due to additional payments made following the Lord Boyce Review, whereby all previous lump sum awards were uplifted and back-payments were made. Pre-and-post Lord Boyce review tariff awards can be found in the [Background Quality Report](#). The same increase in expenditure for lump sum payments has not been seen in the 2018/19 following the implementation of the Quinquennial Review (QQR) recommendations on 9 April 2018. The increase in tariff amounts recommended by the QQR were intended for new claimants only; previous lump sum awards have not been uplifted.

The smaller peak in 2013/14 was driven by an increase in the number of cleared claims (where a decision was made) due to additional resources allocated to AFCS workloads to clear a backlog of cases following the Lord Boyce Review.

The annual expenditure for GIPs increased year-on-year. This was expected as the amounts paid each year represent all ongoing cumulative payments and not just those awarded in each year.



## Data, definitions, and methods

---

This section provides a brief summary of the methodology and data sources. More detailed information is available in the Background Quality Report.

### Data Sources

Most of the information presented within this Statistical Bulletin was sourced from AFCS data held on the Compensation and Pension System (CAPS), managed by MOD Veterans UK who are responsible for administering the scheme. MOD Veterans UK are responsible for ensuring the quality of the data supplied to Defence Statistics.

Defence Statistics receive quarterly datasets from the MOD Veterans UK finance team which were used to report on recipients of Guaranteed Income Payments. Information on the overall expenditure under the AFCS were also sourced from the Finance Team.

Information on those in receipt of the Armed Forces Independence Payment (AFIP) are recorded by MOD Veterans UK in an excel spreadsheet. These data were used to provide the number of individuals in receipt of AFIP.

Deployment data were used to determine those awarded under the AFCS that have previously deployed to Iraq and/or Afghanistan. Defence Statistics maintains a database of individual deployment records from November 2001. Data prior to April 2007 was derived from the single services Operation Location tracking (OPLOC) systems and data since April 2007 was obtained from the Joint Personnel Administration (JPA) system. The data covers deployments on Op TELIC (2003-2009) and Op VERITAS/Op HERRICK (2001-2014).

### Data Coverage

The data presented includes all regular and reservist personnel, veterans and dependants who have claimed for compensation under the AFCS for any injury/illness/death caused by service on or after 6 April 2005.

Although the figures presented include all claims registered during the reported time period, the figures do not represent all individuals who have sustained a service-related injury/illness or who have died during that time. There can be a time lag between an individual's injury/illness and the date they make a claim. Individuals have up to seven years to make an injury/illness claim from the date of their initial injury/diagnosis. There are some exceptions to this such as late-onset illnesses. Claims for a late-onset illness can be made at any time after the event to which it relates, as long as it was done within three years of seeking medical advice. Families have up to three years to make a claim as a result of a death post-service.

This report presents claim outcomes based on the latest information held for each claim as at 31 March 2024.

## Data, definitions, and methods (cont.)

---

### **Significance test**

The z test difference between two proportions was used to identify if there were significant differences between percentage point estimates over time. The significance test provided confidence to state that an observed difference between the percentages was a real difference and did not occur due to chance.

A significance level of 0.05 has been used throughout this report, however, where appropriate, a Bonferroni correction has been applied to allow for multiple testing.

### **Methodology changes**

#### *Latest claim outcome*

Statistical Bulletins prior to June 2017 presented injury/illness and survivors' claim outcomes based on initial outcome only. For Statistical Bulletins from and including June 2017, the methodology was amended to enable the latest claim outcome for all claims to be derived and presented. Historical figures were revised using the new methodology. From July 2023, an improvement to the latest claim methodology was made following the identification of an error in Defence Statistic's processes to determine the latest outcome for injury/illness claims and injuries/illnesses. These errors have been corrected and are marked as revisions in the supplementary tables. Further details can be found in the accompanying Background Quality Report.

#### *Reconsiderations, appeals and reviews*

In the June 2019 bulletin two methodology changes were made to Tables 3, 4 and 5 (presenting outcomes for reconsiderations, appeals and reviews) in the accompanying Supplementary Tables:

- The outcomes of reconsiderations, appeals and reviews were re-categorised following consultation with MOD Veterans UK.
- Registered injury/illness reconsiderations, appeals and reviews will no longer be split into 'In-service' or 'Post-service' events based on the date on which the initial injury/illness claim was registered, but on the date the specific event (the reconsideration, appeal or review) had been registered.

The historical figures were revised. Please see the Background Quality Report for further details.

In the July 2023 bulletin Table 4a was added to the supplementary tables to provide an overarching grouping of the Appeal outcomes shown in Table 4, providing clarity on how to interpret the outcomes of appeals. Please see the Background Quality Report for further details.

## Data, definitions, and methods (cont.)

---

### *Calculation of claim clearance times*

In Statistical Bulletins prior to the June 2018 publication, clearance times were calculated as the number of working days between the date the claim was registered on the Compensation and Pension System (CAPS) and the date the claim was cleared. However, these clearance times did not include any time lag between the claim being received by the MOD Veterans UK and the details being entered onto the CAPS. This time lag could be considerable in complex cases where detailed assessments had to be conducted initially to determine whether the claim should be formally assessed under the AFCS or the WPS. From the June 2018 bulletin and onwards, clearance times have been calculated as the number of working days between the date the claim was received by MOD Veterans UK and the date the claim was cleared. Full details of this methodology change can be found in the accompanying Background Quality Report.

It was not possible to revise the historic time series for clearance times as the date of claim receipt has not been entered retrospectively on the CAPS. Therefore, Tables 6-9 in the Supplementary Tables present a break in the time series from 2017/18 to reflect the change in methodology.

In previous statistics, the calculation of clearance times for appeals included the time taken for any association post-appeal reconsiderations to clear, providing an inaccurate reflection of the time taken for some appeals to clear, which influenced summary statistics. From the June 2022 bulletin, clearance times for post-appeal reconsiderations have been removed from the relevant appeals to provide a more accurate clearance times for the appeals process. Further information on the methodology change can be found in the Background Quality Report.

### **Strengths and weaknesses of the data presented in this report**

This report combines data captured across a variety of MOD databases to present a single source of information on claims, awards and payments made under the AFCS. These statistics can be used by MOD to monitor trends over time.

The key strength of the Armed Forces Compensation Scheme data was the efficient methods adopted to capture AFCS data extracts. Validation checks are undertaken to ensure that the information provided in the reports are accurate.

The key weakness was that Defence Statistics have to rely on the level of detail that MOD Veterans UK manually enter for each claim. There are no other data sources that can be used to validate the information provided to Defence Statistics. Furthermore, a great deal of the information was recorded in free text fields.

More detailed information on the data, definitions and methods used to create this report can be found in the Background Quality Report.

# Glossary

---

**Appeal:** If a claimant is not satisfied with the outcome of their claim they may lodge an appeal to an appropriate Tribunal.

**Armed Forces Compensation Scheme (AFCS):** Compensation scheme for all members of the regular and reserve forces. It provides compensation for all injuries, ill-health, and death attributable to service where the cause occurred on or after 6 April 2005.

**Armed Forces Independence Payment (AFIP):** On 8 April 2013 the MOD, in conjunction with the Department for Work and Pensions (DWP), introduced a new benefit called the Armed Forces Independence Payment (AFIP). The AFIP is a simplification of the financial support available for members of the Armed Forces who have been seriously injured as a result of service since 6 April 2005. The AFIP provides eligible recipients with on-going payments to help with the additional costs associated with their injuries.

**Armed Forces Pension Scheme (AFPS):** Pension available to members of the Regular Armed Forces who have served for a minimum of two years:

AFPS 75: Introduced in 1975 and closed to new members from 6 April 2005. Pension benefits are based on rank and time served;

AFPS 05: Introduced on 6 April 2005. Pension benefits are based on time served and final salary.

AFPS 15: Introduced on 1 April 2015. Pensions are calculated using a system called Career Average Revalued Earnings (CARE). For more information on how CARE works please go to the [Gov.UK website](#).

**Child Payment (CP):** A taxable payment designed to compensate eligible child(ren) for loss of financial support following the death of their parent, guardian, or person on whom they were financially dependent as a result of service.

**Claim:** The term 'claim' is used to refer to both injury/illness claims raised by a claimant (as well as medical discharge) and death-in-service cases which are automatically referred to MOD Veterans UK for consideration.

**Cleared claim:** A claim is classed as cleared when MOD Veterans UK issue a letter to the claimant informing them of the outcome of their claim, reconsideration and/or appeal.

**Compensation and Pension System (CAPS):** Administrative system used to capture electronic information on the AFPS and AFCS.

**First Tier Tribunal (FTT):** The FTT hears appeals from servicemen and servicewomen within England and Wales who have disagreed with the decision made by MOD Veterans UK on the outcome of their claim.

## Glossary (cont.)

---

**Guaranteed Income Payment:** A Guaranteed Income Payment (GIP) is payable when an award has been made and the injury or illness is awarded at tariff levels 1 to 11.

**Injury/illness claim:** Claims made by serving or former members of the Armed Forces for an injury or illness caused by service on or after 6 April 2005. They include in-service claims, medical discharge claims and post-service claims.

**Inter-quartile range:** The inter-quartile range is the range in which the middle 50% of the data points fall (i.e. the distance between the lower and upper quartile). The longer the inter-quartile range, the wider the spread of data.

**Latest claim outcome:** The latest outcome refers to the latest outcome of the claim recorded on the CAPS as at 31 March 2024, including later changes to initial claim outcomes following reconsiderations, appeals and/or reviews. This outcome may change in the future if the claim is further reconsidered, appealed and/or reviewed.

**Lump Sum Award:** A tax-free lump sum payment is paid to a service or ex-service person as compensation for pain and suffering for an injury or illness that is predominantly caused or made worse by service.

**Median average:** The median of a finite list of numbers can be found by arranging all the values from lowest to highest and picking the middle value.

**Medical Discharge Claim:** Personnel medically discharged from service will have a claim automatically registered under the AFCS if they meet certain criteria. Please see the Background Quality Report for more information.

**Non-genuine AFCS cases:** Include 'spanning' and 'treat as never made' cases. Spanning cases are claims considered first for entitlement under the AFCS, but passed to the War Pension Scheme where the cause of injury or onset of illness occurred prior to 6 April 2005. Treat as never made cases are those that have been registered under the Scheme but are later abandoned either due to the claim being entered in error or the claimant not proceeding with the claim.

**Pensions Appeal Tribunal (PAT):** The PAT hears appeals from servicemen and servicewomen within Scotland and Northern Ireland who have disagreed with the decision made by MOD Veterans UK on the outcome of their claim.

**Reconsideration:** If a claimant is not satisfied with the outcome of their claim they may ask for MOD Veterans UK to reconsider their claim.

**Post-Appeal Reconsideration:** When a reconsideration is automatically registered as part of the appeal process to meet the requirement of a prior cleared reconsideration.

## Glossary (cont.)

---

**Registered claim:** A claim is classed as registered when MOD Veterans UK begin a workflow on the CAPS for a claim.

**Reviews:** Collective title for specific re-evaluations that can be made on a claim. These include:

**Interim reviews:** In claims where the disorder is not in a steady state, prognosis is uncertain or treatment is ongoing or yet to begin, a temporary award may be given at the most likely tariff level. The claim will then be reviewed within 2 years.

**Exceptional reviews:** Where an injury or illness has unexpectedly and exceptionally worsened, or caused a further injury to develop (within 10 years of original decision)

**Ignorance/mistake reviews:** In the event of a mistake, either by MOD Veterans UK or the claimant, the award will be subject to change due to the amended information.

**Service termination review:** When a claim is awarded while the claimant is still serving but the injury/illness has become worse or caused another injury to develop, a review of the claim can be made up to a year after leaving service.

**Final review:** Where more than ten years have passed since the AFCS decision, a final review of an AFCS award can be requested. It is anticipated that there will be exceptionally rare occasions where an AFCS award is found to be inappropriate beyond the ten-year point, given the number of review points available before the ten-year point and the basis of the AFCS scheme which makes final decisions only once prognosis is clear.

**Spanning cases:** Spanning cases are claims considered first for entitlement under the Armed Forces Compensation Scheme, but passed to the War Pension Scheme where the cause or injury occurred prior to 6 April 2005.

**Survival Analysis:** Analyses the time duration until the event of interest occurs. In this case, that is when a registered claim has been cleared.

**Survivors' claim:** Claims made by, or on behalf of, surviving dependents of former UK Armed Forces Personnel where death was caused by service on or after 6 April 2005. They include death-in-service claims, death-post-service claims and additional child claims. One awarded survivors' claim may result in multiple payments (for example to a spouse and children).

**Survivors' Guaranteed Income Payment:** A Survivor's Guaranteed Income Payment (SGIP) is a taxable payment designed to compensate an individual for loss of financial support following the death of their partner/spouse/parent as a result of service.

**Tariff Levels:** The AFCS has 15 tariff levels from 1 (most severe) to 15 (least severe). Each tariff level has a corresponding level of lump sum payment. A full summary of tariff levels can be found in the Background Quality Report.

**MOD Veterans UK:** MOD Veterans UK administer the armed forces pension schemes and compensation payments for those injured or bereaved through service.

## Glossary (cont.)

---

**War Pension Scheme (WPS):** No fault compensation scheme for all members of the regular and reserve force. It provides compensation for all injuries, ill-health and death caused or made worse by service from the start of WW1 in 1914 to 5 April 2005. Personnel are only eligible to claim once they have left service.

**Working days:** Any day in which legal business can be conducted. In this report, working days exclude Saturdays, Sundays, and public holidays.



## References

---

1. A full summary of the [Lord Boyce Review](#).
2. A full summary of the [Quinquennial Review](#).
3. A full summary of the '[One Year On](#)' report.
4. [Quinquennial Review Report 2022/23](#)
5. [Government Response to the Quinquennial Review](#)
6. [MOD Deaths in the UK Regular Armed Forces](#).
7. [UK Armed Forces biannual diversity statistics](#).
8. [UK Armed Forces Quarterly Service Personnel Statistics](#).
9. [MOD Health and Safety Statistics](#).
10. [MOD Annual Medical Discharges in the UK Regular Armed Forces](#).
11. [UK Armed Forces Mental Health Annual Statistics](#)

## Further information

---

### Symbols

- ~ Figure has been suppressed due to Statistical Disclosure Control
- P Provisional
- r Revised
- u Low reliability

### Disclosure Control

In line with the directives of the JSP 200, disclosure control was conducted on all statistical information provided by the MOD to safeguard the confidentiality of individuals. Within these statistics a risk of disclosure has been considered to be high where numbers presented are fewer than three. In cases where a risk of disclosure exists, one of two appropriate disclosure control methods have been applied:

### Revisions

The AFCS statistics are subject to routine revisions as the CAPS is a live data system and historic data may be amended on the CAPS between data extracts (see Background Quality Report for further information). Any revisions to historic data as a result of amended information on the CAPS can be identified by a marker in the notes column of the supplementary tables and are only discussed if such revisions are considered to have impact on the findings.

The figures presented for 2012/13, 2017/18, 2018/19, 2019/20, 2020/21, 2021/22, 2022/23 and 2023/24 (including totals for 'All years') are marked as provisional and may change if claims currently pending are later cleared or identified as 'non-genuine' AFCS cases. As such, these figures may reduce as the pending cases are cleared and should not be considered final. Financial information for the latest year are also provisional due to the accounts pending an audit and therefore may change in the future.

As a continuation of the improvement to the methodology for calculating the latest outcomes of injury/illness claims and injury/illnesses in the 2022/23 bulletin, as such the tariff levels presented for a number of claims and conditions have been amended. This can be found in the historical outcomes presented in Tables 2, 11, 12, 13, and 14 of the supplementary tables with revisions highlighted within the notes columns.

**Figures have been suppressed:** In most cases where there may be a risk of disclosure, numbers fewer than three have been suppressed and marked as '~'. Where there was only one cell in a row or column that was fewer than three, secondary suppression has been applied so that numbers cannot be derived from totals or subtotals. In most cases the secondary suppression has been applied to the next smallest figures. However, in Table 14 in The Supplementary Tables, Northern Ireland figures were the next smallest after primary suppression of 'Other UK' in some financial years. Due to public interest in the location of service personnel and veterans awarded compensation under the AFCS, the 'UK Unknown' figures had secondary suppression applied, since these figures were less useful to external users of these statistics.

## Further information (cont.)

---

**Figures have been rounded to the nearest five:** In some cases where the suppression of information would result in larger numbers being 'hidden' as a result of secondary suppression and it has not been possible to group columns and/or rows, figures have been rounded to the nearest five. Due to rounding, the totals may not be equal to the sum of their components. This method of suppression has been applied to the following 2022/23 Tables in The Supplementary Tables: 3, 4, 4a, 5, 12, 13 and 22.

### Scheme information

Further information on the WPS and other MOD compensation schemes can be found on the Gov.UK website:

[War Pension Scheme and Armed Forces Compensation Scheme.](#)  
[MOD Common Law Claims and Policy Division.](#)

### Contact Us

Defence Statistics welcome feedback on our statistical products. If you have any comments or questions about this publication or about our statistics in general, you can contact us as follows:

**Defence Statistics Health**      Email: [Analysis-Health-PQ-FOI@mod.gov.uk](mailto:Analysis-Health-PQ-FOI@mod.gov.uk)

If you require information which is not available within this or other available publications, you may wish to submit a Request for Information under the Freedom of Information Act 2000 to the Ministry of Defence. For more information, see the [Gov.UK website](#).

### Other contact points within Defence Statistics are:

Defence Expenditure Analysis	<a href="mailto:Analysis-Expenditure-PQ-FOI@mod.gov.uk">Analysis-Expenditure-PQ-FOI@mod.gov.uk</a>
Price Indices	<a href="mailto:Analysis-Econ-PI-Contracts@mod.gov.uk">Analysis-Econ-PI-Contracts@mod.gov.uk</a>
Naval Service Workforce	<a href="mailto:NavyStratPol-SECFOI@mod.gov.uk">NavyStratPol-SECFOI@mod.gov.uk</a>
Army Workforce	<a href="mailto:DefStrat-Stat-Army-Enquiries@mod.gov.uk">DefStrat-Stat-Army-Enquiries@mod.gov.uk</a>
RAF Workforce	<a href="mailto:Analysis-Air@mod.gov.uk">Analysis-Air@mod.gov.uk</a>
Tri-Service Workforce	<a href="mailto:Analysis-Tri-Service@mod.gov.uk">Analysis-Tri-Service@mod.gov.uk</a>
Civilian Workforce	<a href="mailto:Analysis-Civilian-Enquiries@mod.gov.uk">Analysis-Civilian-Enquiries@mod.gov.uk</a>

### If you wish to correspond by mail, our postal address is:

Defence Statistics Health  
Ministry of Defence, Abbey Wood (North)  
#6028, Oak, 0, West  
Bristol  
BS34 8JH

For general MOD enquiries, please call: 020 7218 9000

For Press Office, please call: 020 721 87907