

**TREES:**



Amelanchier 'Robin Hill'



Acer campestre 'Elegant'  
Streetwise form of Field maple



Betula pendula (silver birch)




Betula pendula 'Obelisk'  
(fastigate silver birch)



Carpinus betulus 'Frans Fontaine'  
with clear stem to 2.1m



Carpinus Betulus (Hornbeam) hedge




Marginal aquatic planting to  
attenuation basins



Wildflower Grassland


**HARD SURFACING:**



**STREET FURNATURE:**



2000 Hawthorn-Seat supplied by Streetmaster  
(to public open space)



Hardwood Bollard  
with white  
reflective strips

**INFORMAL PLAY:**




Wren's nest by Handmade Places



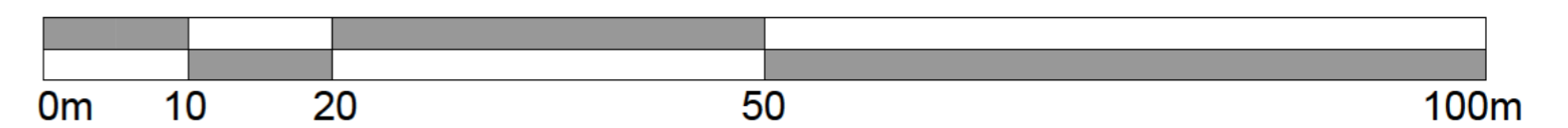
Balance beam by Handmade Places



Play Boulders by CED



Kompan Robinia Triple Somersault  
(Code NRO0809)



SCALE BAR 1:500

**TREE PLANTING SCHEDULE**

No	Code	Latin Name	Common Name	Girth	Height	Clear Stem	Specification
6	Ac	Acer campestre 'Streetwise'	Streetwise form of Field maple	16-18cm	5.0 - 5.5m	Clr/stem min 200cm	Advanced Nursery Stock. RB
4	Ar	Amelanchier 'Robin Hill'	Snowy mespilus	16-18cm	5.0 - 5.5m	Clr/stem min 200cm	Advanced Nursery Stock. RB
3	Bo	Betula Pendula 'Obelisk'	Streetwise form of Silver birch	16-18cm	5.0 - 5.5m	Clr/stem min 200cm	Advanced Nursery Stock. RB
1	Bp	Betula Pendula	Silver birch	16-18cm	5.0 - 5.5m	Clr/stem min 175-200cm	Advanced Nursery Stock. RB
11	Cff	Carpinus betulus 'Frans Fontaine'	Streetwise form of Hornbeam	16-18cm	5.0 - 5.5m	Clr/stem min 175-200cm	Advanced Nursery Stock. RB
Total	25						

**LEGEND**

**Paving / Surfacing**

- Main access roads & footpaths to be concrete asphalt surfacing to engineer's specification
- 200x100mm permeable block paving in Omega Flow in 'Autumn Gold' colour by Brett (single size) 80mm thick laid to 45 degrees herringbone pattern with single block border to edges
- 200x100x80mm permeable block paving in Omega Flow in 'Charcoal' colour by Brett (single size) 80mm thick laid to 90 degrees herringbone pattern with single block border to edges
- 1.8m wide public footpath. To be surfaced with Breedon Golden Amber coloured self-binding gravel with 1 in 40 cross falls.
- Saxon textured paving slabs in buff colour (by Marshalls)

**Landscaping**

- Existing trees / vegetation retained
- Proposed tree & tree code
- Amenity grass to be seeded with N14 Flowering Lawn Mix
- Proposed native species hedge to be maintained to 1.8m high
- Proposed native species hedge to be maintained to 1.2m high
- Proposed low (below 600mm) informal flowering evergreen plot boundary hedge
- Proposed ornamental planting
- Marginal aquatic planting to be planted as plugs

**Features**

- Garden fencing 1.8m high (see architect's fencing plan for details)
- Timber post & rail fence
- 6 inch square 590mm high chamfered top treated timber bollards (with a 25 year in-ground life expectancy) at 2.1m or 5m cts as shown on plan
- Glasdons UK Sherwood Litter Bin (hooded version) in dark oak colour & to be installed over a surfaced pad.
- Informal play equipment
- Hawthorn 2000 seat by Street master
- Play boulders by CED
- Green rubber mulch safety surfacing suitable for critical fall height of play equipment.

Issue	Revision	Initial	Date
Project Bedwell Road, Eisenham, Essex			
Client Rochester Properties Limited			
Title <b>LANDSCAPE MASTERPLAN</b>			
Date JUNE 24	Scale 1:500 @A1		
Job No. PR194	Drawing No. 01	Rev.	
© Copyright Matt Lee Landscape Architecture Limited			