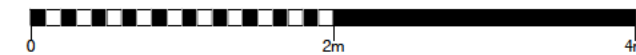
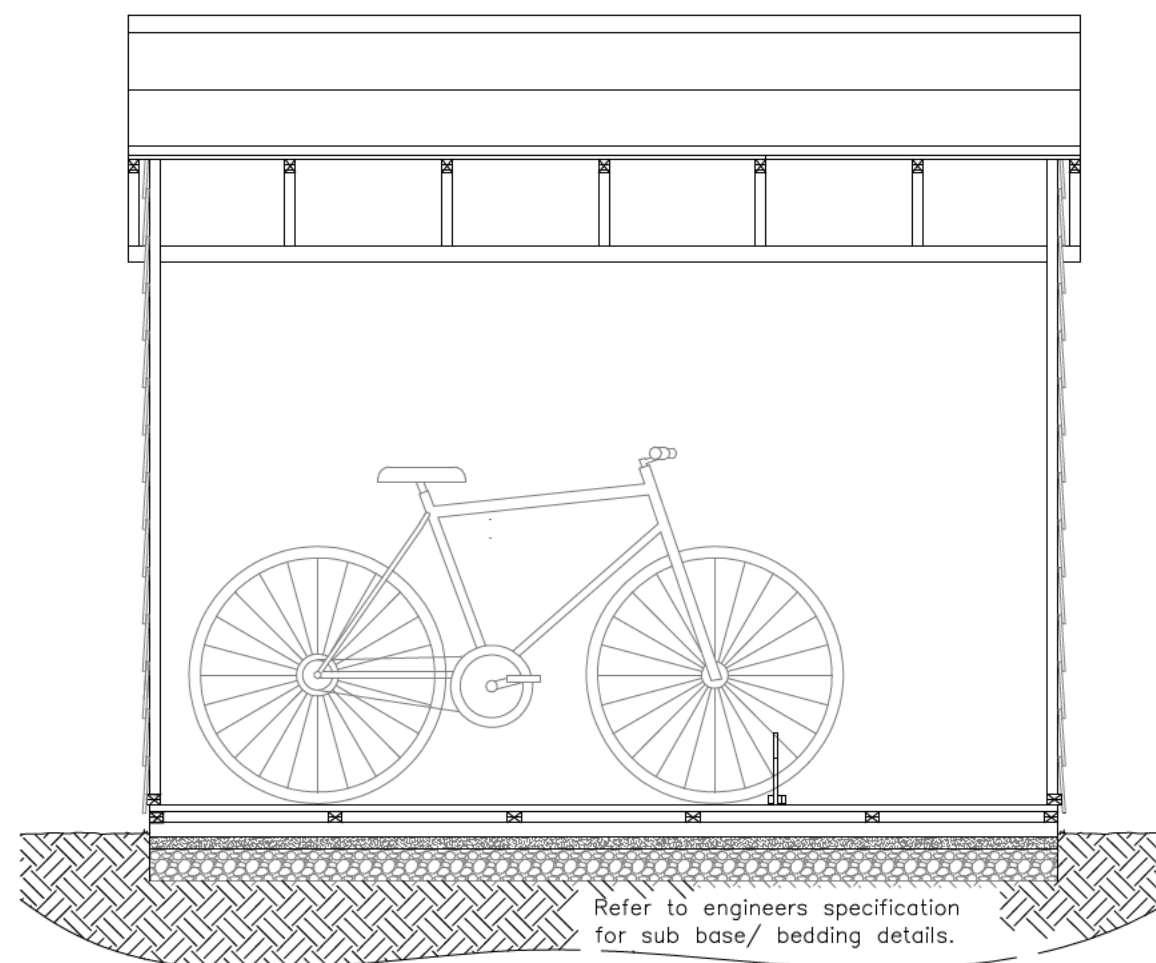
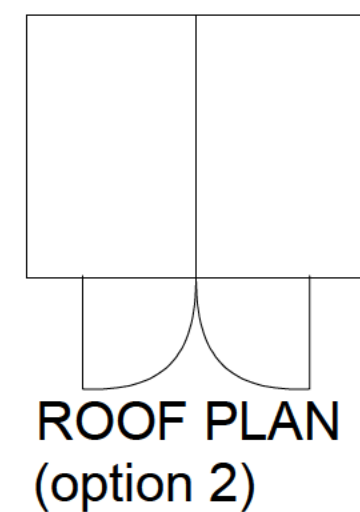
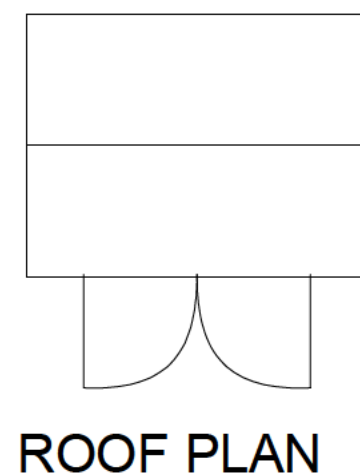
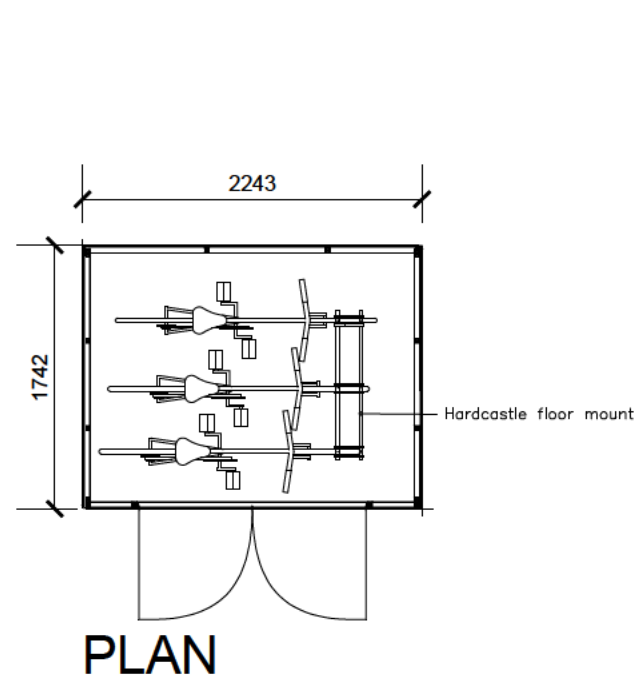


scale 1:50



NOTES

This drawing is the copyright of RUA ©. All rights reserved.  
 Ordnance Survey Data © Crown Copyright. All rights reserved. DO NOT scale from this drawing.  
 Contractors, Sub Contractors and Suppliers are to check all relevant dimensions and levels of the site and building before commencing any shop drawings or building work. Any discrepancies should be recorded to the Architect.  
 Where applicable this drawing is to be read in conjunction with the Consultants' drawings.



REV	DESCRIPTION	DATE	AUTHOR	CHECKED
-----	-------------	------	--------	---------

PLANNING



Thistle Down Barn, Sywell, Northants, NN6 0BG  
 Land line: [redacted]

PROJECT  
 Bedwell Road  
 Elsenham  
 Essex

DRAWING  
 Cycle Store Planning Drawing  
 Type A  
 Sheet 1 of 1

SCALE	DATE	AUTHOR	CHK'D
1:50/1:20	09.06.24	IR	
JOB NO.	DRAWING NO.	REV	
BEE	BEE-BS-005		
CLIENT REF.			

PLOT Nos.  
 As identified on the planning layout