

TotalEnergies Exploration  
and Production UK (TEPUK)

# Annual Environmental Statement 2023



TotalEnergies





## Contents

3	Introduction
4	TotalEnergies Energy Transition
<b>5</b>	<b>TEPUK's Operational Facilities</b>
11	Environmental Goals and Objectives
12	Environment and Energy Management System
<b>14</b>	<b>Environmental Performance</b>
14	Atmospheric Emissions
16	Permitted Discharges
20	Releases to the Environment
21	Waste Management
<b>23</b>	<b>HSE Policy</b>

### I am delighted to present this year's Annual Environmental Statement, which provides an overview of the environmental performance of our offshore operations in 2023.

Our environmental performance is underpinned by our Environment Roadmap, which covers emissions reduction, biodiversity, produced water discharge and waste management. We strive to improve in these areas and we strengthen our ambitions year-on-year. Here in our UK exploration and production business, we have defined our own objectives to support our Company-wide goals.

We are on track to exceed expectations on the North Sea Transition Deal (NSTD) offshore emissions reduction targets for 2025, 2027 and 2030. 2023 saw us implement several key projects to progress targets on each of our emission streams. Reductions to fuel gas consumption included moving to single export compressor on Elgin, one of our E2B (Energy Efficiency Boost) scopes, focused on maximising energy efficiency. Great progress was made on the planning and approval of major projects that will help us make strides towards our net zero targets, for example, Elgin single gas turbine operation and the provision of partial power to Culzean from a floating wind turbine.

In 2023, achievements in flaring reduction included a significant decrease to flaring on Alwyn, due to optimisation of operations and regular analysis using digital tools. On Culzean, a sizeable reduction in 2023 flared emissions was achieved through the optimisation of maintenance. Additionally, the upcoming flare gas recovery project implementation on Elgin will bring us closer to our zero routine flaring by 2030 target.

Working alongside our logistics partners, savings in liquid fuel consumption were achieved, partially due to the vessel sharing of the emergency response and rescue vessel (ERRV) between Alwyn and Dunbar, made possible by radar technology.

TotalEnergies aim to create an exemplary track record in methane emissions reduction, and are committed to targets of a 50% reduction by 2025 and an 80% reduction by 2030 (compared to 2020 baseline). Already, in TEPUK, methane emissions have been cut by over 50% in 2023 (compared to 2020 baseline).

Yearly methane measurement campaigns have been embedded into our offshore work programme, including the use of the TotalEnergies AUSEA (Airborne Ultralight Spectrometer for Environmental Applications) aerial sensor technology and quantitative leak detection for fugitive emissions.

As Co-Chair of the North Sea Transition Authority Technology Leadership Board, a role which embodies our company value of Pioneering Spirit, I have seen firsthand how new technologies play a key role in emissions monitoring and reduction. Further new technologies used across our sites include a process simulation tool which is being used in an industry-first field trial on Culzean. This technology aims to quantify and therefore present opportunities to improve combustion, in turn reducing methane.

We continue to embrace our transition into a multi-energy company through a range of cultural programmes. Our company-wide Visa training programme was renewed and a second module on The Electricity Value chain was rolled out to all staff. The sustainability focus initiative, which TEPUK joined in 2022, proves to be a successful framework to maintain our commitments surrounding the UN Sustainable Development Goals.

In this Environmental Statement, we present our 2023 environmental performance. At TotalEnergies, we are committed to transparency and accountability to our stakeholders.

**Nicolas Payer**  
Managing Director

# Introduction

TotalEnergies is a broad energy company that produces and markets fuels, natural gas and electricity. Our 100,000 employees are committed to better energy that is more affordable, more reliable, cleaner and accessible to as many people as possible. Active in more than 130 countries, our ambition is being a world-class player in the energy transition.

This report is the 2023 annual environmental statement for TEPUK's activities, which contains the environmental performance of our operated facilities and drilling activity in the United Kingdom Continental Shelf (UKCS) (Figure 1). The report has been prepared in accordance with the OSPAR Recommendation 2003/5 regulatory requirements.

The data provided in this report has been previously reported to the UK environmental regulator (OPRED) via the Environmental Emissions Monitoring System (EEMS) for offshore operations.

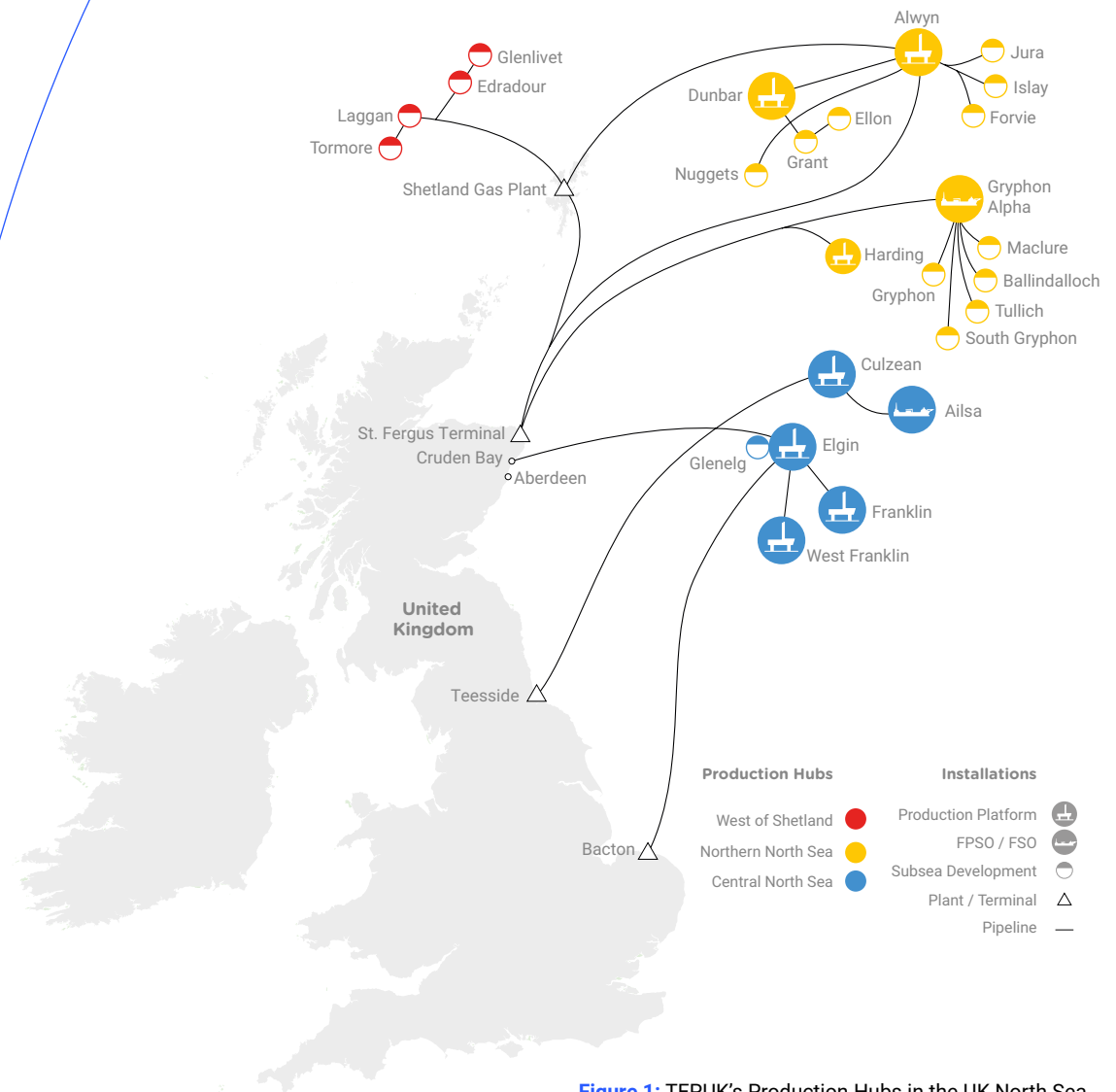


Figure 1: TEPUK's Production Hubs in the UK North Sea.

# TotalEnergies Energy Transition

Following the success of Season 1, Climate Change, the TotalEnergies global upskilling ‘Visa’ programme, rolled out its second season, covering the fundamentals of electricity, which garnered the participation of 27,000 employees in 118 countries. The programme will continue in 2024, with a focus on the service of Generative Artificial Intelligence in collective performance.

On the foundation of Visa training, and as part of TotalEnergies global contribution to energy transition, TEPUK entered the company-wide sustainability focus initiative in 2022, built around engaging and empowering employees in contributing to the United Nations Sustainable Development Goals (SDGs). An ambitious three-year target for 2023 to 2025 was set, enhancing TotalEnergies as a growing global player of sustainable energy, developing a just transition for our people, saving natural resources and creating shared value. For the first time ever, a dedicated day was held in October 2023 to highlight our ten sustainability-focused key performance indicators (KPIs), that are reported annually.

Contributing to TEPUK’s mid- and long-term ambitions on sustainability KPIs, emissions reduction and energy transition, TotalEnergies Energy Efficiency Boost (E2B) commitment was launched in 2022, focusing on energy efficiency ‘quick wins’ from 2023 to 2025.

On all facilities, office, logistics base, logistics means, rigs etc., the aim is to develop initiatives that, amongst others:

- Reduce the energy demand (improving energy efficiency, optimising operations);
- Replace imported electricity with renewable electricity;

- Reduce liquid fuel consumption (hybridisation and monitoring on vessels, rigs, vehicles etc.);
- Take benefit of potential sites interconnections.

This plan is intended as a short-term initiative, the aim is to identify scopes which can bring energy savings within 1-2 years. Longer term initiatives can be shared as part of this exercise for future implementation.

Our commitment to employee communication and engagement, sustainability and emissions reduction puts TEPUK on track to play a key role in TotalEnergies global ambition to be a world class player in the energy transition.

## Energy Transition journey has just begun



Gas as enabler of the Energy Transition



CFR of Assets



Electrification



Access to Infrastructure



Hub Strategy



Natural Based Solutions



Offshore Wind



Solar

Pathway to Net Zero by 2050

# Offshore Operations

## Northern North Sea

TEPUK's Northern North Sea (NNS) hub lies 160 kilometres (km) east of the Shetland Islands and 440km northeast of Aberdeen in Block 3/9a. It comprises the Alwyn, Dunbar and Gryphon Alpha installations.



Alwyn

### Alwyn

Our Alwyn North field lies at the heart of this area and first produced oil and gas in 1987. Alwyn North is the hub of the Alwyn Area and the support centre for the neighbouring Dunbar, Ellon, Grant, Nuggets, Forvie North, Jura and Islay fields. These neighbouring fields were brought onstream through innovation and technological advances, thereby extending the life of the Alwyn Area past 2020.

The field comprises two bridge-linked platforms in a water depth of 126 metres (m). North Alwyn A (NAA) provides drilling and accommodation facilities, while North Alwyn B (NAB) provides processing facilities. NAB supplies water to Dunbar and chemicals to Nuggets via a network of subsea cables and pipelines.

Alwyn has facilities for the re-injection of produced water. NAB receives untreated oil and gas from all subsea field risers and from the platform drilled wells from NAA. Production is then processed and exported to shore. Oil from NAB is exported to the Sullom Voe Oil Terminal in Shetland via the Ninian Central Platform. Gas from NAB is exported to the St Fergus Gas Terminal on the northeast coast of Scotland via the Frigg pipeline system.

Nuggets is a subsea field development of five gas-bearing accumulations located 20km south of Dunbar. Brought into production over 2002-2003, the gas from Nuggets is piped back to Alwyn via a 40km subsea pipeline.

Forvie North is a gas condensate development which started production in January 2006. It comprises subsea production facilities and a 32km pipeline tied back to the NAB platform.

Jura is a subsea gas condensate development located 30km south of Alwyn. The development is located in 113m water depth and consists of a two well subsea tie-back to the Forvie manifold via a 3km bundle assembly. First gas was achieved in May 2008.

Islay is a gas and condensate field located just over 30km to the south of Alwyn. The development consists of a single well tied back with a 6km gas and condensate pipeline to the Forvie subsea manifold with gas and condensate transported via the existing pipeline to NAB. First production from this field was achieved in 2012.

## Northern North Sea (contd.)



Dunbar

### Dunbar

The Dunbar field is situated 22km south of Alwyn and first produced oil and gas in 1994. Dunbar comprises a platform together with well and accommodation facilities. Produced oil, gas and water from the Dunbar, Ellon and Grant wells are pumped back to the NAB via a subsea multiphase pipeline. The platform has facilities for drill cuttings re-injection and produced water re-injection.

Ellon (a subsea oil development) and Grant (a subsea gas condensate development) are located around 9km east of Dunbar and linked to the platform by flowlines and control umbilicals. Ellon started production in 1994 and Grant followed in 1998. Chemicals and power to the Forvie, Ellon and Nuggets fields are supplied by Dunbar.

### Gryphon

The Gryphon Alpha floating production storage and offloading (FPSO) vessel is located in UKCS Block 9/18 approximately 169km southeast of Shetland and is permanently moored by ten anchors. To maintain position in the harsh conditions of the Northern North Sea the FPSO has a turret system integrated into the hull. This system allows the FPSO to safely weathervane around the mooring system. Consequently, this enables the FPSO to position favourably against the wind so that it remains bow to wind and weather.

Production from the Gryphon field located in Block 9/18 started in 1993. The Maclure and Tullich fields located in Blocks 9/23 and 9/19 respectively are tied into the Gryphon Alpha FPSO. Production commenced in 2002 for Maclure and the oil phase of Tullich. The Ballinalloch field located in Block 9/19 was developed latterly with first production achieved in 2019.



Gryphon

All hydrocarbon production from the Gryphon Alpha FPSO comes from subsea wells which are tied back via a series of pipelines, manifolds and risers which terminate within the FPSO turret. The processed oil is stored in cargo tanks in the hull and a 20" diameter hose is used to transfer the cargo to shuttle tankers. The FPSO is double hulled with ballast tanks segregating the cargo storage tanks from the sea. Gas is exported via a pipeline to Beryl A and through the Scottish Area Gas Evacuation (SAGE) system to St. Fergus.

## Central North Sea

TEPUK's Central North Sea (CNS) hub lies 240km from the Aberdeen coastline in Blocks 22/25, 22/30, 29/5, 29/4 and comprises the Elgin, Franklin, West Franklin, Culzean and Ailsa installations. The CNS Asset is unique due to the high-pressure, high-temperature (HPHT) nature of the fields it produces from.



Elgin



Franklin

### Elgin

Elgin / Franklin came into production in 2001 and it is one of the largest HPHT installations in the world. Elgin consists of central processing facilities located on a Process, Utilities and Quarters (PUQ) platform bridge-linked to two wellhead platforms (WHP); Elgin WHP A and Elgin WHP B. The PUQ is, in effect, a gas refinery with a sophisticated process plant onboard to produce commercial quality gas. Gas from Elgin/Franklin is exported to the Bacton terminal in Norfolk via the 468km Shearwater Elgin Area Line (SEAL) pipeline.

Liquids from Elgin/Franklin are exported to Cruden Bay on the northeast coast of Scotland via the Graben Area Export Line (GAEL) pipeline and Forties Pipeline System (FPS). Liquids are piped onwards to Kinneil for tanker export.

### Franklin and West Franklin

Franklin WHP and West Franklin WHP are normally unattended satellite platforms that tie back to the Elgin PUQ. Franklin is a satellite field situated approximately 5.5km south southeast of Elgin in Block 29/5b in a similar water depth. The West Franklin WHP lies approximately 6km southeast of the Elgin PUQ.

The West Franklin field is an adjacent structure to the western margin of the Franklin field in the Central Graben area of the North Sea. The structure straddles Blocks 29/4d and 29/5c and is an ultra-HPHT field.

## Central North Sea (contd.)



Culzean

### Culzean

The Culzean field, located in Block 22/25a of the Central North Sea, is situated 235km from the Scottish coastline and approximately 20km from the UK / Norway median line. It was developed via six production wells drilled by a heavy-duty jack-up drilling rig, with first production started in July 2019. The field facilities comprise of a WHP bridge-linked to a central processing facility (CPF) platform, that is in turn bridge-linked to a utility and living quarters (ULQ) platform.

A 50km 22" pipeline connects the Culzean facilities to a tie-in point on the main Central Area Transmission System (CATS) pipeline. The CATS terminal further processes the gas to meet National Grid specifications at the Teesside Terminal.

Ailsa



### Ailsa

The associated Ailsa floating storage and offloading (FSO) vessel sits approximately 4km from Culzean, receives processed condensate via a pipeline from the CPF for onward transport via tanker. The facility is a new-build completed in 2018 and is moored using an internal turret that allows the vessel to freely weather vane.



## West of Shetland and Shetland Gas Plant

The West of Shetland (WOS) operations (Figure 2) include the Laggan and Tormore fields and Edradour and Glenlivet fields. The Laggan and Tormore fields are situated 125km northwest of the Shetland Islands approximately 600m below sea level and the Edradour and Glenlivet fields are situated approximately 70km northwest of the Shetland Islands at a depth of 300m - 430m.

Edradour and Glenlivet tie into the Laggan and Tormore pipelines (two 18" in parallel production pipelines). The Laggan Tormore import pipelines are the longest subsea tie backs in the UK. These pipelines connect to the Shetland Gas Plant (SGP), located approximately 28 miles north of Lerwick on the Shetland Isles. The gas condensate is processed at SGP for export to the St. Fergus Gas Terminal, on the northeast coast of Scotland, via the Shetland Island Regional Gas Export pipeline, a 234km long export pipeline which connects to the existing Frigg UK Area pipeline.

The environmental management system in place at SGP ensures that strict environmental monitoring and performance standards can be achieved. This is regulated by the Scottish Environment Protection Agency (SEPA). Environmental performance data is not included for SGP in this report.

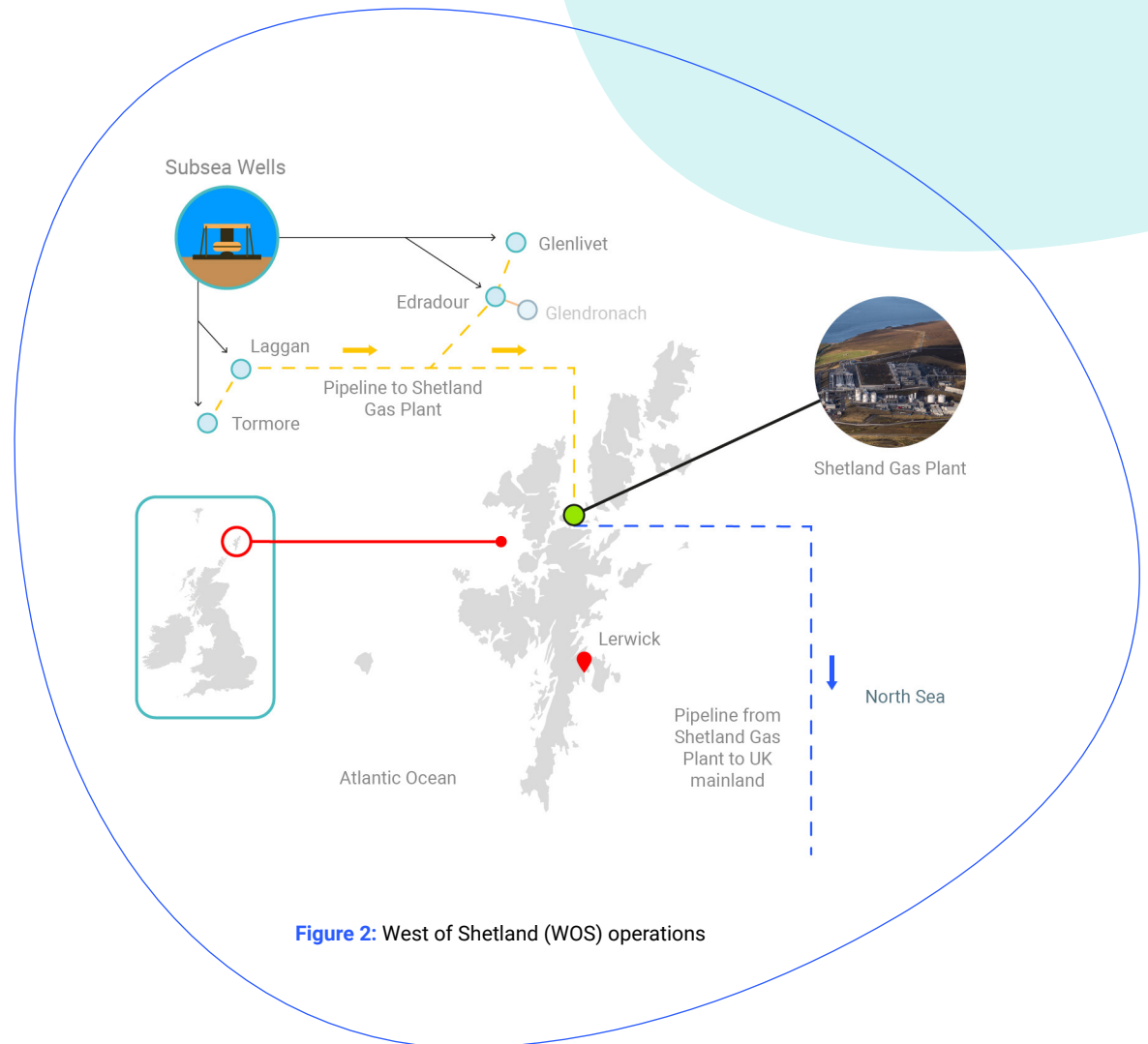


Figure 2: West of Shetland (WOS) operations



## Well Operations

**In 2023 TEPUK delivered a programme of drilling and well intervention operations, which were completed successfully and safely across all TEPUK assets.**

Drilling operations continued on the Alwyn platform in the Northern North Sea with the completion of the Alwyn East exploration well towards the end of 2023. Slot recovery operations also commenced in preparation for the next Alwyn North well and an additional Produced Water Reinjection Well (PWRI), both of which are planned for 2024.

Drilling of the Isabella appraisal well in the Central North Sea was completed in December 2022, with the rig demobilising at the end of January 2023.

The Benriach exploration well was drilled in the West of Shetland area in Q2 2023.

Acid wash treatments and other well intervention scopes were completed throughout 2023.



# Environmental Targets and Objectives

## Environmental Targets – 2023 (Achieved)

Aspect	Objectives	Targets	Programmes
<b>Atmospheric Emissions</b>	Meet the OGMP (Oil and Gas Methane Partnership) 2.0 obligation to better monitor, report and reduce methane emissions.	Improve reporting accuracy and transparency of methane emissions in TEPUK through a documented methane quantification methodology, and a quantification improvement and reduction action plan. 11 drone surveys and an onshore site methane fugitive emissions assessment are planned in 2023.	TEPUK undertook 10 drone / beyond visual line of site (BVLOS) surveys across all sites in 2023 using a variety of sensors. A Quantitative Leak Detection and Repair (QLDAR) survey was undertaken at Shetland Gas Plant, which we have used to better inform our fugitive emissions reporting for this site. QLDAR surveys will be extended across other sites in 2024.
<b>Atmospheric Emissions</b>	Develop and approve Emissions Reduction Roadmap for all sites, departments, and emission streams within TEPUK.	Publish and communicate agreed Roadmaps and progress the actions therein.	TEPUK has continued to develop and internally published Emission Reduction roadmaps to support our Net Zero ambition. In addition to the assets, these now include the fuel streams and various departments.
<b>Environment Management System</b>	Mapping of TEPUK's chemical management process to identify improvements.	Improvements documented, communicated and adopted. Rationalisation of chemical usage and reduction in discharge.	The Chemical Management Improvement Project Charter was validated by management. Work is in progress to deliver improvements throughout 2024.
<b>Atmospheric Emissions</b>	Develop plan to ensure sustainable energy solutions are explored and maximised for offices, the warehouse, and quayside, as part of the sustainability focus initiative.	Undertake energy review of onshore office locations and implement findings where appropriate to reduce energy consumption and consider additional green energy options.	In 2023, an energy survey was undertaken for the quayside and warehouse, of which 'quick wins' have been implemented with other recommendations under review.
<b>Biodiversity/ Environmental Protection</b>	Identification and evaluation of TEPUK's main impacts or risks to biodiversity as part of the sustainability focus initiative.	Produce a Biodiversity Action Plan for TEPUK operated sites.	The main impacts and risks to biodiversity were identified as part of the desktop study, which was completed during 2023.
<b>Waste Management</b>	To reduce impact on the environment through waste management improvement, as part of the sustainability focus initiative.	Engage with supply chain to reduce waste at source and to move waste streams to more favourably managed routes, i.e., recycling and re-use.	Food waste from offshore sites have been diverted to composting facilities. Further optimisation of waste disposal routes and waste reduction is being worked on.



## Environmental Targets – 2024 (Planned)

Aspect	Objectives	Targets
<b>Atmospheric Emissions</b>	Meet the OGMP 2.0 obligation to better monitor, report and reduce methane emissions.	Undertake QLDAR surveys across our assets to better inform fugitive emissions monitoring and reporting.
<b>Atmospheric Emissions</b>	Finalise flare and vent reduction plans in line with HQ and NSTD requirements.	North Sea Transition Authority (NSTA): Zero routine flare by 2030. TotalEnergies: drive a path to flare out by 2030.
<b>Atmospheric Emissions</b>	Create a Fuel Gas Reduction Plan to meet our Carbon Footprint Reduction Targets.	Implement energy efficiency (E2B) projects by 2025. Optimise power reserve.
<b>Biodiversity/Environmental Protection</b>	Create a Biodiversity Action Plan to manage the impacts and risks to biodiversity.	Use findings from desktop study to create a plan by the end of 2024, to be implemented in 2025.

## Environment and Energy Management System

**TEPUK is certified to the international standard for environment management ISO 14001:2015 and energy management ISO 50001:2018.**


The standards specify the requirements for establishing, implementing, maintaining and improving environment and energy management systems following a systematic approach to enhance and drive continual improvement throughout the organisation.

Consistent with our Health Safety and Environment (HSE) Policy, the intended outcomes of the organisation's environment and energy management systems includes:

- Enhancement of environment and energy performance.
- Fulfilment of compliance obligations.
- Achievement of environment and energy management objectives.

The scope of both ISO 14001:2015 and ISO 50001:2018 certification includes all TEPUK's operational assets and onshore support functions.





# Environmental Performance

## Atmospheric Emissions

**Atmospheric emissions are generated from several sources on our installations. The sources are detailed below and are required to support the processes related to exploration and production of hydrocarbons.**

- Combustion of fuels (gaseous and liquid) in turbines and generators that are used for power generation and compression.
- Flaring, which is an integral part of the installation safety systems.
- Venting of both hydrocarbon and inert gases from the process plant.
- Venting of sour gas which is removed from the product to ensure pipeline entry specification is achieved.

TEPUK is required to report its production operation combustion emissions (fuel gas, liquid fuel and flare gas) annually under the UK Emissions Trading System scheme (UKETS). This data is independently verified. All atmospheric emissions, from both combusted and vented sources for all TEPUK operations, are required to be reported to OPRED via EEMS on an annual basis.

To help us understand the overall environmental impact from our activities and to drive improvement in line with our targets, we measure our emissions to the atmosphere and then convert this data into a carbon dioxide equivalent (CO<sub>2</sub>e). In 2023, we maintained our commitment to the OGMP 2.0 Gold Standard and will continue to strive towards further methane quantification improvement in 2024 including through fugitive and stationary combustion surveys.

The atmospheric legislation applicable to the UK aims to achieve a reduction in greenhouse gas emissions. TEPUK has developed an ambitious emission reduction strategy to reduce its greenhouse gas emissions in support of the legislation and the Net Zero ambition set by the UK Government in 2019. The TEPUK strategy includes reduction through equipment optimisation, digitalisation, introduction of new technologies and implementation of alternative power sources (e.g. power from shore or offshore renewables). This strategy has been developed in line with our ISO 50001:2018 certified Energy Management System.





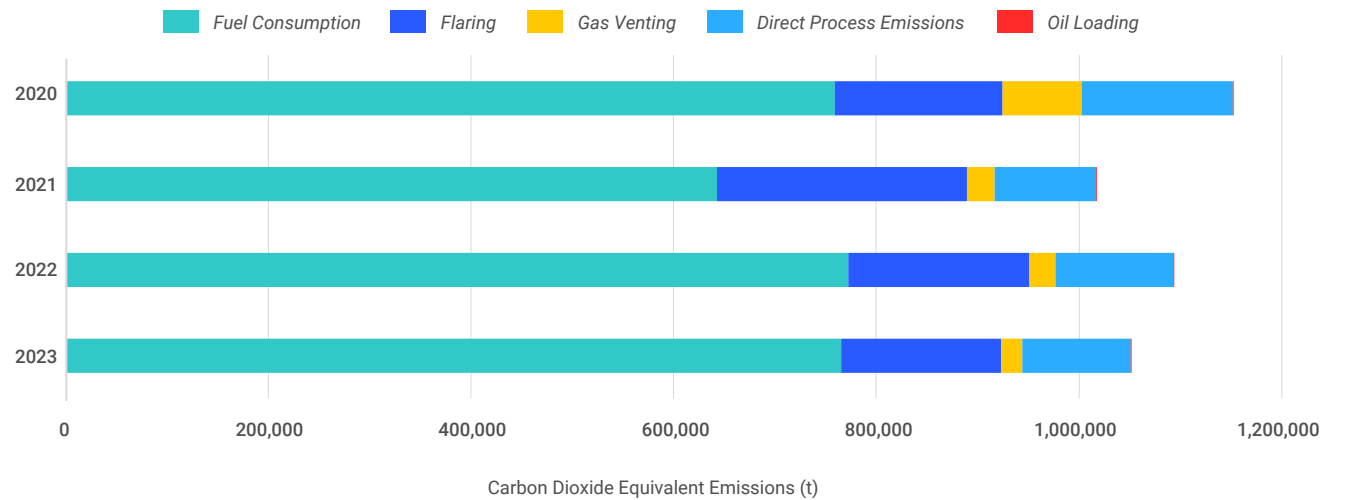
### Atmospheric Emissions (contd.)

**Figure 3** illustrates the CO<sub>2</sub>e emissions to atmosphere from TEPUK offshore production and drilling activities over the last four years (excluding logistics).

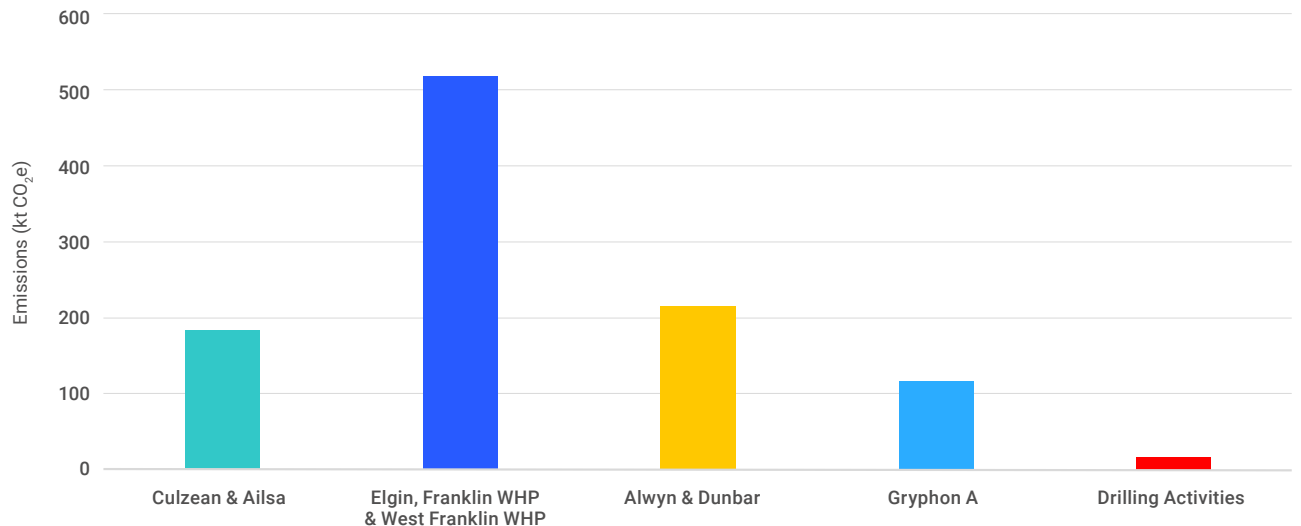
In 2023, major Carbon Footprint Reduction (CFR) projects were implemented such as Elgin single compressor mode operation and flaring optimisation across all assets.

**Figure 4** shows the CO<sub>2</sub>e emissions from each TEPUK operating facility in 2023.

**Figure 3:** CO<sub>2</sub>e emissions (tonnes) from TEPUK operating facilities between 2020 – 2023.



**Figure 4:** CO<sub>2</sub>e emissions (kilotonnes) from each TEPUK operating facility in 2023.





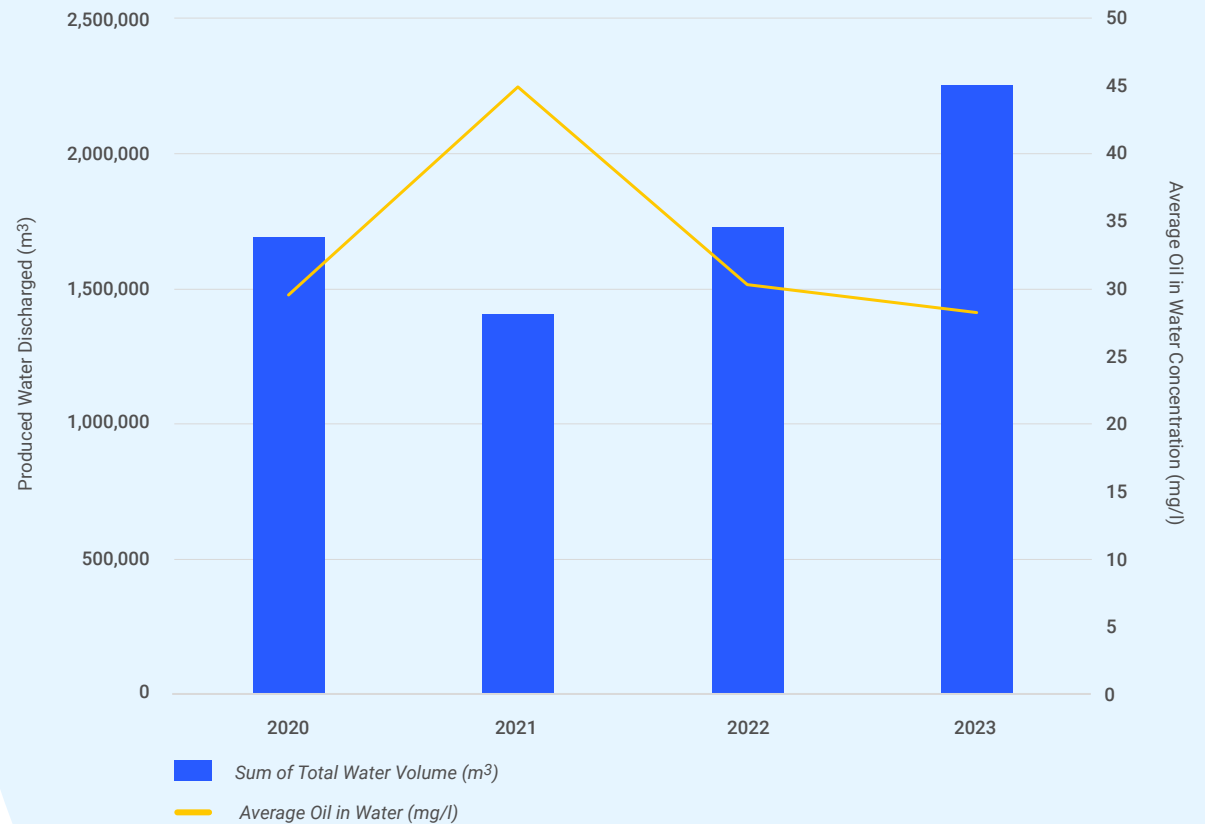
## Permitted Discharges

### Oil in Produced Water

Produced water is extracted from the reservoir along with oil and gas, which after processing, contains trace amounts of oil. The produced water is either reinjected or discharged to sea in accordance with the environmental permit regulated under The Offshore Petroleum Activities (Oil Pollution Prevention and Control) Regulations 2005.

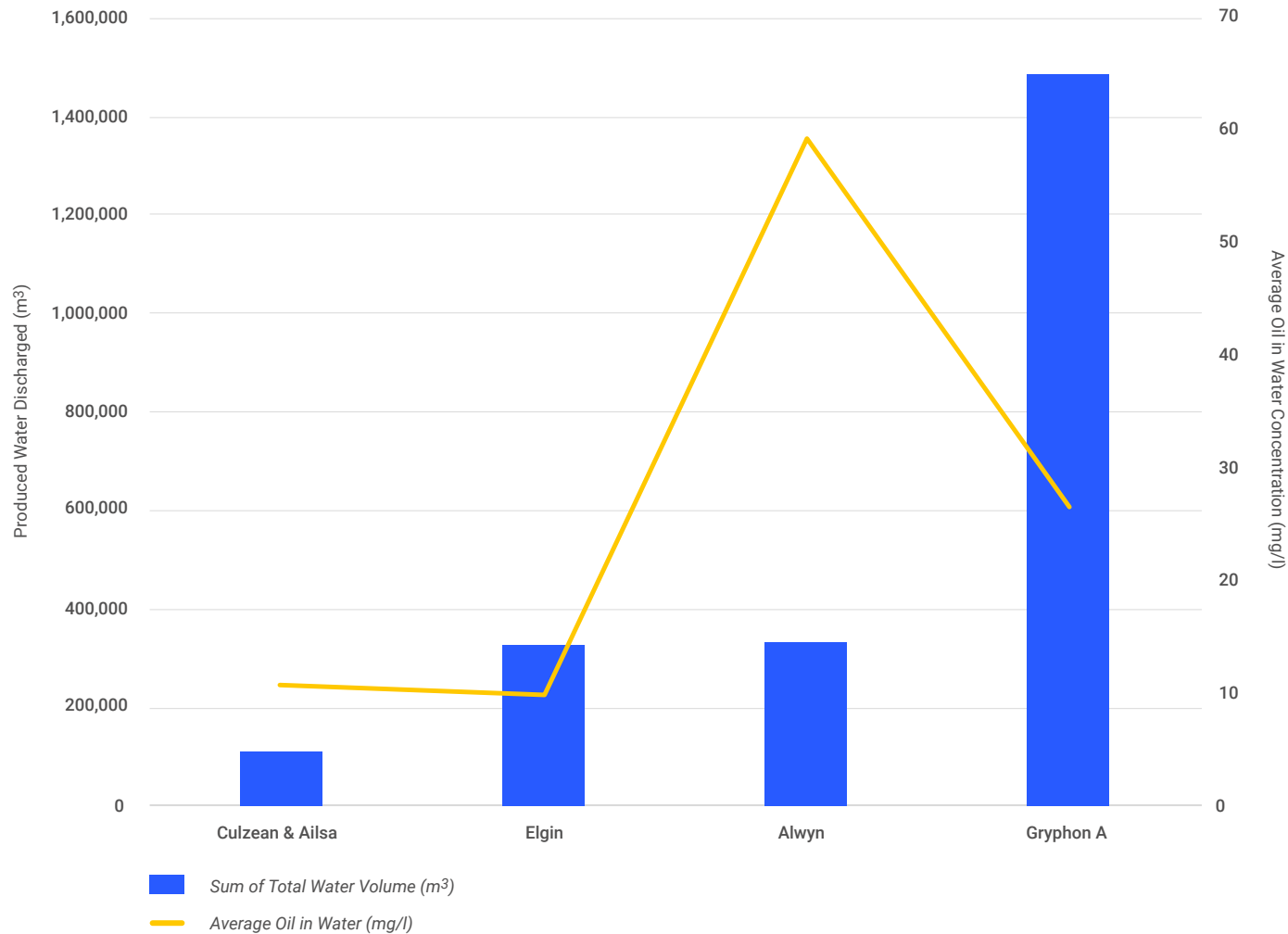
**Figure 5** illustrates the total quantity of produced water discharged to sea and the average oil in water content for the last four years.

**Figure 5** Total quantity of produced water discharged to sea and the average oil in water content from TEPUK operating facilities between 2020 – 2023.





**Figure 6:** Total quantity of produced water discharged to sea and the average oil in water content from each TEPUK operating facility in 2023.



### Oil in Produced Water

**Figure 6** shows that the Alwyn platform had the highest average oil in water concentration for 2023 compared to the other sites where produced water discharge and / or reinjection takes place. There were several improvements implemented on Alwyn in the past couple of years that resulted in reduction of average oil in water concentration from 110 mg/l in 2021 to 59 mg/l in 2023. The new reinjection well is planned to be ready in 2024.

Gryphon FPSO discharged the highest volume of produced water in 2023, however, the average oil in water content remained below the permitted threshold of 30 mg/l. On Gryphon, TEPUK are undertaking operational refinements to re-inject produced water on a more consistent basis and to reduce oil in water concentration, thus reducing volume of produced water and mass of oil discharged.



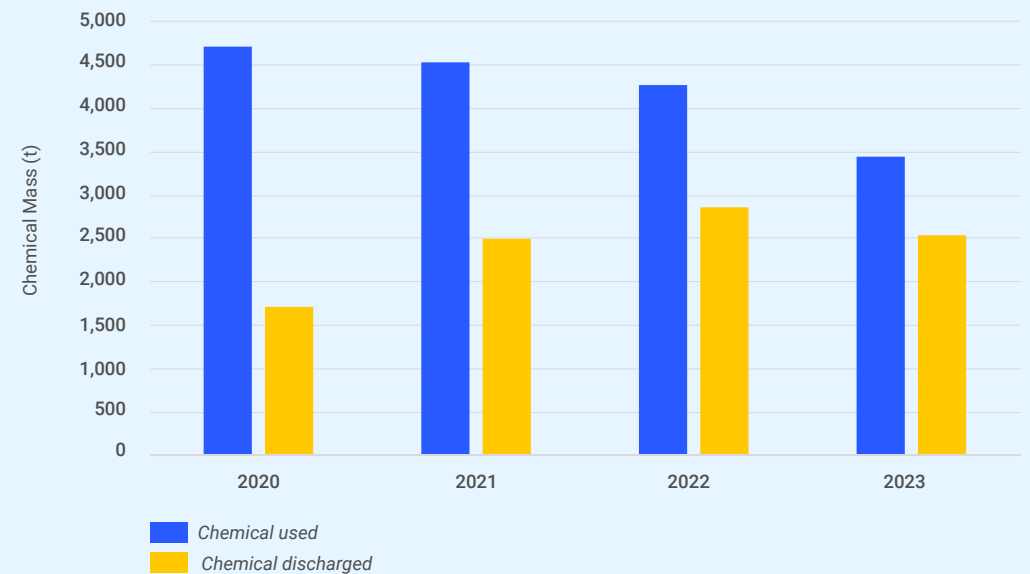
## Chemical Use and Discharge

TEPUK uses and discharges chemicals as part of the offshore exploration and production process. The use and discharge of chemicals is regulated under the Offshore Chemicals Regulations 2002 (as amended).

The Chemical Management Improvement Project Charter was validated by management with the aim to deliver improvements throughout 2024.

**Figure 7** shows the total production chemicals used and discharged for TEPUK operating facilities between 2020 – 2023.

**Figure 7:** Total production chemicals used and discharged (tonnes) for TEPUK operating facilities between 2020 – 2023.

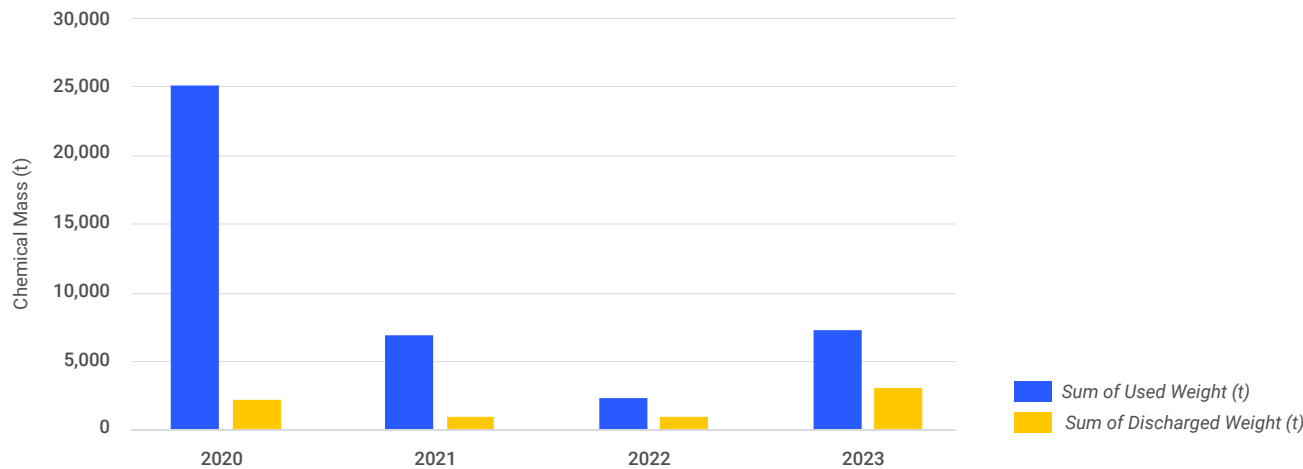




### Chemical Use and Discharge

Alwyn and Dunbar are mature installations that require more chemical usage in comparison to other TEPUK sites. In 2023, a significant proportion of chemical usage related to the additives used in water injection systems as part of microbiological control, corrosion treatment and the management of hydrogen sulphide on TEPUK Northern North Sea sites (Figure 8).

**Figure 9:** Total well chemicals used and discharged (tonnes) for TEPUK operating facilities between 2020 – 2023.



**Figure 8:** Total production chemicals used and discharged (tonnes) for TEPUK operating facilities for 2023.

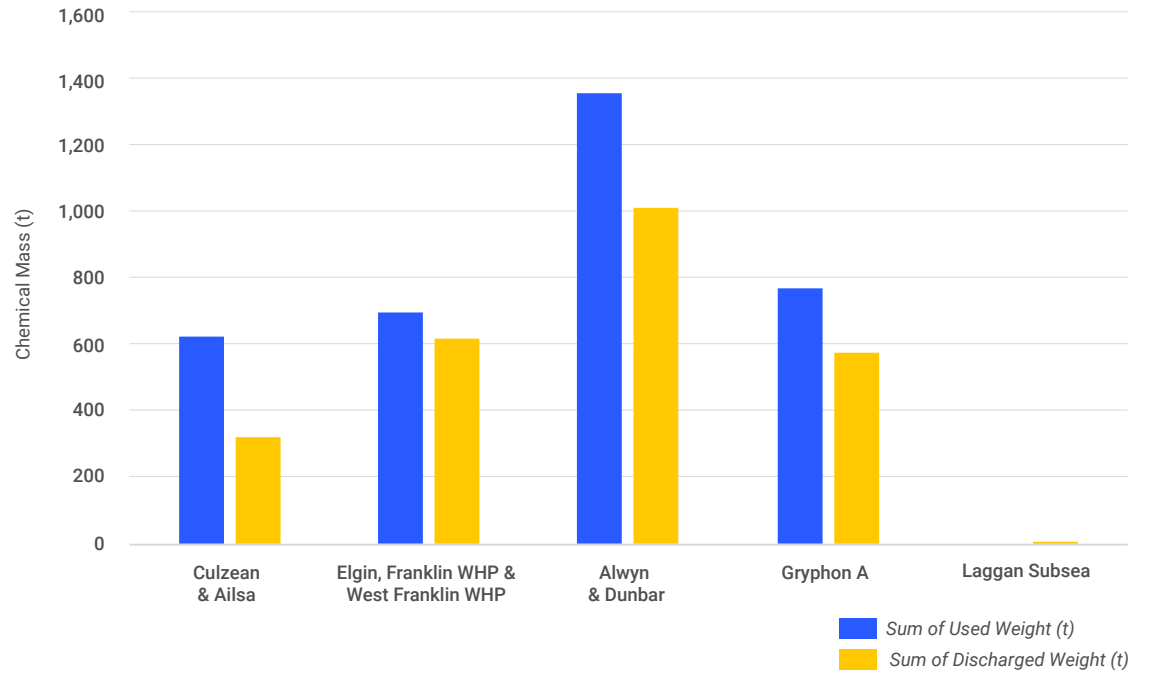


Figure 9 shows the mass of chemicals that were used as part of the TEPUK’s drilling and well intervention operations. Most used products are classed by OSPAR as posing little or no risk to the environment (PLONOR).



## Releases to the Environment

One of TEPUK’s key focus areas is reducing spills to the environment from our activity in the North Sea. Unpermitted releases of oil and chemicals, regardless of volumes, are recorded and investigated internally and reported to the Regulator.

In 2023, there were a total of 10 unplanned releases to sea of which five were oil related and five were chemical related. This led to losses which amounted to a total mass of 2.58 tonnes (Table 1).

The largest release in 2023 was a 1.86 tonne chemical release, due to a leak on the Forvie manifold. The incident was investigated, and the source valve was identified and subsequently closed. Further mitigation measures were defined in a risk assessment.

Year	Number of Oil Spills	Mass (tonnes)	Number of Chemical Spills	Mass (tonnes)
2020	20	4.65	4	23.40
2021	15	1.80	7	3.36
2022	21	1.10	4	8.86
2023	5	2.45	5	0.13

**Table 1:** Total number and mass (tonnes) of oil and chemical unplanned releases from TEPUK activities between 2020 – 2023.





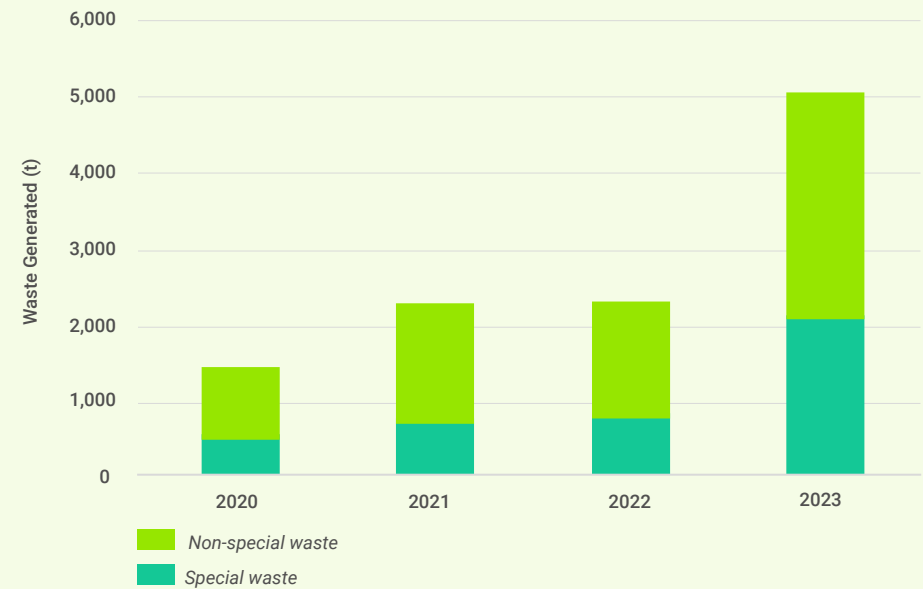
## Waste Management

TEPUK’s operations consume materials that generate special and non-special waste. Waste is managed from ‘cradle to grave’ following company procedures and applicable legal requirements.

Figure 10 illustrates the amount of waste (special and non-special) that was generated from our operational activities over the last four years. The majority of our landfill waste has been routed to waste to energy with the converted energy providing power to local domestic and industrial facilities. Only 1.8% of our waste went to landfill in 2023. In addition, TEPUK aim to reduce the amount of waste generated on our sites and work with waste management contractors on re-routing waste to more favourable disposal options, including re-use, and recycling.



Figure 10: Mass (tonnes) of special and non-special waste generated by TEPUK’s operating facilities between 2020 – 2023. Note that 2023 total includes tank washings / sludges and drilling waste that haven’t been included in previous years.





### Waste Management (contd.)

Special waste includes paints, contaminated drums and containers, sludges and tank washings, oily waste, chemicals aerosols, etc. Quantities of special waste generated by our operating facilities and the disposal routes used in 2023 are shown in **Figure 11**.

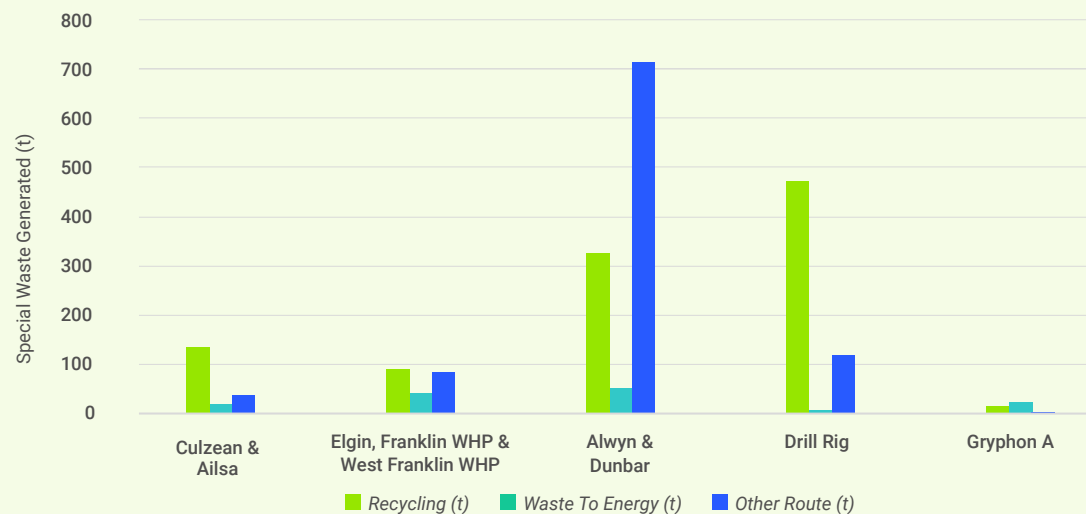
Non-special waste includes segregated recyclables (plastics, wood, paper, cardboard), general waste, non-hazardous sludges and tank washings, scrap metal, etc. **Figure 12** shows the non-special waste produced by each TEPUK operating facility in 2023.

**Table 2** shows the cuttings generated by our drilling operations between 2020 and 2023. Oil based mud cuttings are discharged to the marine environment following treatment in compliance with approved regulatory permits. This is industry Best Available Technique (BAT) for the management of this type of waste.

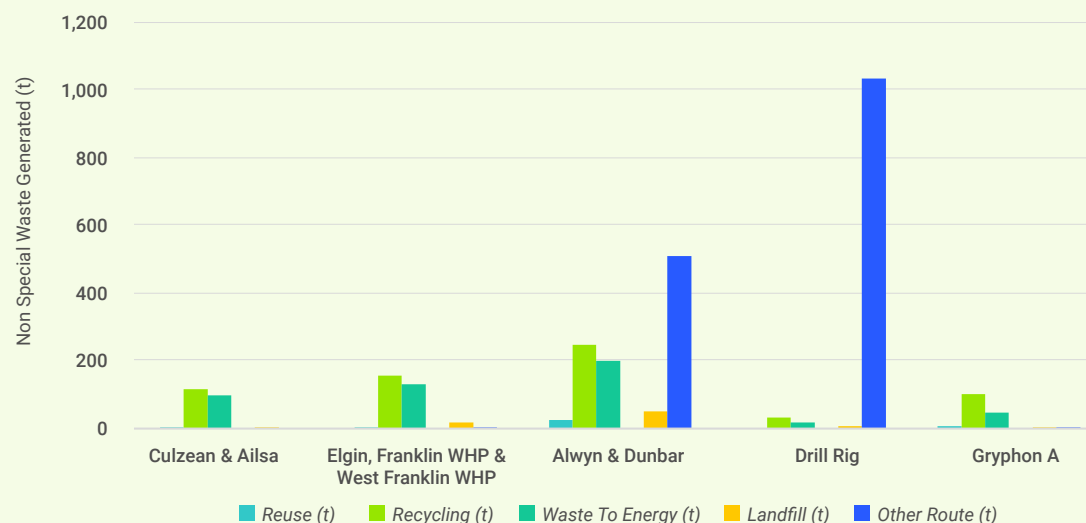
	2020	2021	2022	2023
Water Based Drill Cuttings discharged overboard (tonnes)	888	873	0	2,380
Oil Based Drill Cuttings treated and discharged overboard (tonnes)	2,444	790	0	408
Cuttings, slurry, brine and slops re-injected (tonnes)	0	0	0	0

**Table 2:** Drill cuttings discharged offshore between 2020 – 2023.

**Figure 11:** Mass (tonnes) of special waste generated by each TEPUK operating facility (including drilling rigs on hire) in 2023 and the disposal routes used. Note - “other route” is treatment.



**Figure 12:** Mass (tonnes) of non-special waste generated by each TEPUK operating facility (including drilling rigs on hire) in 2023 and the disposal routes used. Note - “other route” is treatment.



# HSE Policy



## Health, Safety and Environment Policy Statement

TotalEnergies E&P UK (TEPUK) as a subsidiary of TotalEnergies, is committed to delivering our business objectives whilst prioritising a safe working environment for our employees, contractors and other stakeholders; safeguarding the environment and preventing pollution; maximising energy efficiencies; complying with laws and regulations and preventing Major Accident Hazards. This commitment is visibly demonstrated through implementation and compliance with the Company Management System (CMS) and measured via the setting of annual targets and establishment of company objectives:

It is our stated policy to:

- Maintain safe, energy efficient and regulatory compliant operations in all our activities by providing assets, facilities and equipment that have been efficiently designed and procured in accordance with BATNEEC and installed, commissioned and maintained, in accordance with TEPUK and TotalEnergies company procedures,
- Systematically identify for all activities, the hazards to which people, the environment and assets are exposed, evaluate the risks and define the measures for eliminating or reducing them to as low as reasonably practicable (ALARP),
- Provide adequate resources and information to execute our activities whilst meeting our local, national and international compliance obligations, along with TEPUK and TotalEnergies company procedures,
- Continue to develop a positive HSE culture through strong visible leadership, active involvement of the workforce, individual accountability and a spirit of co-operation,
- Monitor the health of all employees to ensure they are not adversely affected by the work environment,
- Adopt the principles of continuous improvement by setting measurable business objectives and targets, monitoring and reviewing performance through independent audits and statistical analysis of results,
- Ensuring our emergency response capability is suitable for responding to hazards and regularly testing the effectiveness of this response by controlled exercises,
- Work with our contractors and suppliers to ensure they understand our HSE requirements, whilst being prepared to listen to suggested improvements in areas where they have highly developed knowledge, in order to deliver mutually beneficial results,

Laurent Parra  
Strategy & Business Director

Michael Ziegler  
Director People and Transition

Dean Henderson  
Technical Services Director

Stephane Decubber  
Finance Director

Jeannie Dannock  
West of Shetland (WOS)  
Asset Director

Gregoire Poupard  
Northern North Sea (NNS)  
Asset Director

Michelle Inizan  
Central North Sea (CNS)  
Asset Director

Mhairi Finnie  
HSE Director

Nicolas Payer  
Managing Director TEPUK



September 2023  
L46604601 Rev.03



If you have any comments, or would like further information on our environment or energy management please contact:  
**Corporate Communications**

**TotalEnergies E&P UK Limited**  
**TotalEnergies House**  
**Tarland Road, Westhill**  
**Aberdeenshire, AB32 6JZ**  
**[www.services.totalenergies.uk](http://www.services.totalenergies.uk)**

