

**2024 national curriculum tests**

# **Key stage 1**

## **Mathematics braille transcript**

**Braille transcript for Paper 2: reasoning**



**Standards  
& Testing  
Agency**

**[braille page 1]**

In this booklet, \_\_\_\_\_ indicates a missing number or a missing sign.

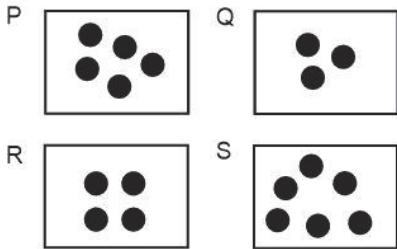
In this booklet you will read the names of six children.

They are called:

- Ajay
- Amy
- Ben
- Kemi
- Sam
- Sita

**[braille page 2]**

Practice question



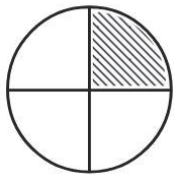
**[braille page 3]**

1. 38  
\_\_\_\_\_ tens

2. Monday  
Thursday  
Saturday  
Sunday

**[braille page 4]**

3.



**[braille page 5]**

4. Amy 8 metres  
Sam 3 metres  
\_\_\_\_\_ metres

5. 2 4 5 6 7

### Test administration guidance

Please refer to *Administering the braille version of the key stage 1 mathematics Paper 2: reasoning* for details of instructions to read out to pupils at the start of the test. This is the script for the practice question and questions 1 – 5.

#### Practice

Look at the practice question.

**Look at the four boxes.(pause)**

**They are labelled P Q R S**

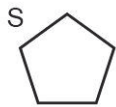
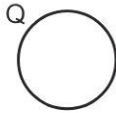
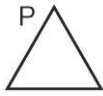
**Write the letter of the box with the FEWEST number of counters.**

1. Turn to the next page.  
**How many TENS are in the number THIRTY-EIGHT?**  
Write your answer.
2. Look at question 2.  
Look at the days. (pause)  
I will read them to you.  
Monday, Thursday, Saturday, Sunday.  
Write the NEXT day after Friday.
3. Turn to the next page.  
Look at question 3.  
**Look at the circle. (pause)**  
**What FRACTION of the circle is shaded?**  
Write the fraction.
4. Turn to the next page.  
**Amy and Sam are throwing balls.**  
**Amy throws her ball EIGHT metres.**  
**Sam throws his ball THREE metres.**  
**How much FURTHER did Amy's ball go than Sam's?**  
Write your answer.
5. **Look at the numbers.**  
**Write THREE of these numbers that total TWELVE.**

Stop the pupil and introduce the written section of the test.

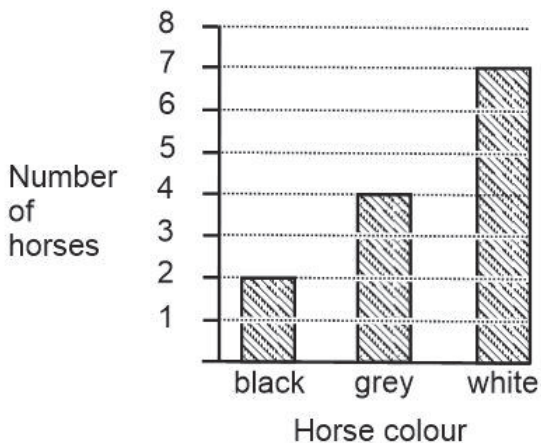
**[braille page 6]**

6. Kemi draws around a face of a cylinder.  
Write the letter of the shape she has drawn.



**[braille page 7, facing page 8]**

Diagram for question 7



**[braille page 8]**

7. The chart on the opposite page shows the different colours of horses on a farm.

a) How many of the horses are grey?  
\_\_\_\_\_ horses

b) Another white horse joins the farm.  
How many white horses are now on the farm?  
\_\_\_\_\_ white horses

8. There are 16 ducks on the pond.  
5 ducks fly away.  
How many ducks stay on the pond?  
\_\_\_\_\_ ducks

### **Test administration guidance**

6. Make sure the pupil finds the four shapes below.
7. Make sure the pupil finds the chart on the opposite page.

There is no specific guidance for question 8.

**[braille page 9]**

9. Write the three missing numbers in this pattern.

\_\_\_\_ 71 \_\_\_\_ 73 74

---

**[braille page 10, facing page 11]**

Diagram for question 10



**[braille page 11]**

10. Look at the shape pattern on the opposite page. The pattern continues in this way. Four more sets of shapes are labelled P Q R and S. Write the letter of the set of shapes that would be next in the pattern.

---

11. Sam has 90 marbles.  
He gives 50 marbles to Ben.  
How many marbles does Sam have left?  
\_\_\_\_ marbles

---

**[braille page 12]**

12. Look at the list of three coins below.  
2p 5p 1p  
The 5p coin has the greatest value.  
Now look at the two lists of three coins below.

a) £1 1p 10p  
The \_\_\_\_ coin has the greatest value.

b) 50p £2 20p  
The \_\_\_\_ coin has the greatest value.

---

### **Test administration guidance**

9. Make sure the pupil writes the numbers in the correct order on their braille paper.
10. Make sure the pupil finds the four shapes on the opposite page and the four shapes below.

There is no specific guidance for question 11.

12. Encourage the pupil to braille a before the answer to part a and b before the answer to part b.

13. Write three numbers to make this number sentence correct.

$$\underline{\quad} + \underline{\quad} + \underline{\quad} = 14$$

---

**[braille page 13]**

14. Write the letters of the two purses with the same amount of money.

Purse P 2p 10p 1p

Purse Q 2p 10p

Purse R 5p 5p 2p

Purse S 5p 2p 2p 1p

---

15. Ajay has 6 bags.  
He puts 10 marbles in each bag. He has 8 marbles left over.  
How many marbles does Ajay have altogether?

         marbles

---

16. Complete the number sentence below.

$$5 \times \underline{\quad} = 5$$

---

**[braille page 14]**

17. Ajay had 18 apples.  
He picked some more.  
Ajay now has 24 apples.  
How many more apples did he pick?

         apples

---

18. Look at the four calculations below. They are labelled P Q R and S.  
Write the letter of the only calculation that does not equal 17

P  $9 + 8$

Q  $8 + 9$

R  $20 - 3$

S  $3 - 20$

---

**[braille page 15]**

19. There are 8 cars.  
There are 5 seats in each car.  
Complete the number sentence below to show the total number of seats in the cars.

$$\underline{\quad} \times \underline{\quad} = \underline{\quad} \text{ seats}$$

---

20. This question is about number bonds to 20  
Write the missing numbers. One is done for you.

$$6 + 14 = 20$$

a)  $9 + \underline{\quad} = 20$

b)  $12 + \underline{\quad} = 20$

---



### **Test administration guidance**

There is no specific guidance for questions 13, 15, 16, 17, 18, or 19.

14. Ensure the pupil writes two letters.
20. Encourage the pupil to braille a before the answer the part a and b before the answer to part b.

**[braille page 16]**

21. This number pattern increases by 10 each time.

7 17 27 37

Write the letters of all the numbers below that will be in the pattern.

P 57

Q 66

R 75

S 97

---

22. Stickers are sold in packs of 5

Kemi has 30 stickers altogether.

How many packs does Kemi have?

\_\_\_\_\_ packs.

---

**[braille page 17]**

23. Amy has 45p.

20p 20p 5p

A badge costs 10p.

What is the total number of badges that Amy can buy with 45p?


\_\_\_\_\_ badges

---

**[braille page 18]**

24. Look at the scale below.

What number is the arrow pointing to?



Write the number.

\_\_\_\_\_

---

**[braille page 19]**

25. Look at the four calculations below.

Write the letters of all the calculations that total 100

P  $50 + 50$

Q  $80 + 30$

R  $75 + 15$

S  $35 + 65$

---

### **Test administration guidance**

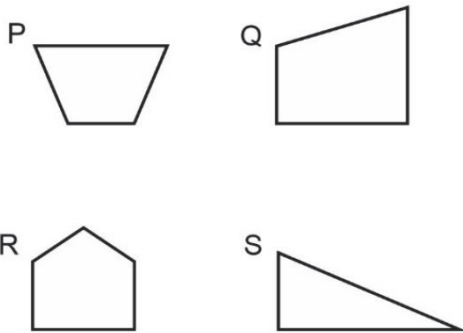
There is no specific guidance for questions 21, 22 or 23.

24. Make sure the pupil finds the scale below.

There is no specific guidance for question 25.

**[braille page 20, facing page 21]**

Diagram for question 26



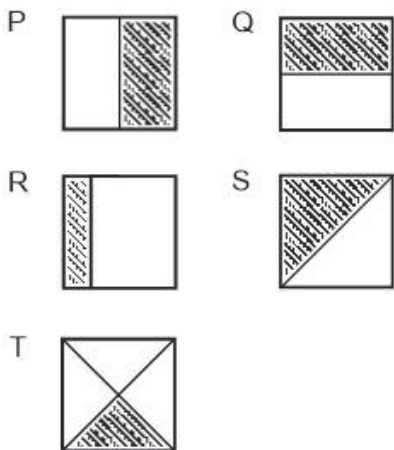
**[braille page 21]**

26. Look at the four shapes on the opposite page.  
They are labelled P Q R and S.  
Two of the shapes have a line of symmetry.  
Write the letters of the two shapes.

---

**[braille page 22, facing page 23]**

Diagram for question 27



**[braille page 23]**

27. Look at the five squares on the opposite page.  
They are part shaded.  
They are labelled P Q R S T.  
Write the letters of all of the squares that have half shaded.

### **Test administration guidance**

26. Make sure the pupil finds the four shapes on the opposite page.
27. Make sure the pupil finds the five squares on the opposite page.

28. Look at the four number sentences below.  
They are labelled P Q R S.

$$P \frac{1}{4} = \frac{1}{2}$$

$$Q \frac{2}{4} = \frac{1}{3}$$

$$R \frac{3}{4} = \frac{1}{2}$$

$$S \frac{2}{4} = \frac{1}{2}$$

Only one number sentence is correct.  
Write the letter of the correct number sentence.

.....

**[braille page 24]**

29. Complete the number sentence.  
One is done for you.

$$\frac{1}{4} \text{ of } 8 = 2$$

$$\frac{3}{4} \text{ of } 8 = \underline{\quad}$$

.....

30. Sita only puts 5p coins in a bag.  
There is a total of £1 in the bag.  
How many 5p coins are in the bag?  
       coins
- .....

**[braille page 25]**

31. There are 30 animals on a farm.  
 $\frac{1}{2}$  of the animals are cows.  
9 are sheep.  
The rest are horses.  
How many of the animals are horses?  
Show your working.  
       horses
- .....

32. Three blocks have the same mass.  
Altogether, the three blocks weigh 15kg.  
How much does one block weigh?  
       kg
- .....

### **Test administration guidance**

There is no specific guidance for questions 28, 29, 30, 31 or 32.

**[braille page 26]**

33. Sita buys a drink that costs 65p.  
She pays with four 20p coins.  
How much change does Sita get?  
Show your working.

\_\_\_\_p

.....  
End of test



### **Test administration guidance**

There is no specific guidance for question 33.



2024 key stage 1 mathematics  
Braille transcript of Paper 2: reasoning

Print version product code: STA/24/8808/BTp ISBN: 978-1-83507-088-8  
Electronic PDF version product code: STA/24/8808/BTe ISBN: 978-1-83507-100-7

### For more copies

For more copies

Additional copies of this braille print test paper can be ordered by contacting the national curriculum assessments helpline on 0300 303 3013. A transcript can be downloaded from <https://www.primaryassessmentgateway.education.gov.uk> during May 2024, or afterwards from <https://www.gov.uk/government/collections/national-curriculum-assessments-practice-materials>.

© Crown copyright 2024

### Re-use of Crown copyright in test materials

With the exception of third-party copyright content, the 2024 key stage 1 test materials are Crown copyright. You may re-use them (not including logos) free of charge in any format or medium in accordance with the terms of the Open Government Licence v3.0 which can be found on the National Archives website and accessed via the following link: [www.nationalarchives.gov.uk/doc/open-government-licence](http://www.nationalarchives.gov.uk/doc/open-government-licence). When you use this information under the Open Government Licence v3.0, you should include the following attribution: 'Contains material developed by the Standards and Testing Agency for 2024 national curriculum assessments and licensed under Open Government Licence v3.0' and where possible provide a link to the licence.



### Exception – third-party copyright content in test materials

Schools and other educational establishments, as defined in the Copyright, Designs and Patents Act 1988 (CDPA), may re-use the test materials in their entirety for teaching purposes: <https://www.gov.uk/guidance/exceptions-to-copyright>. However, if not expressly permitted under the CDPA, you must obtain permission from the relevant copyright owners, listed in the '2024 key stage 1 tests copyright report', for re-use of any third-party copyright content which we have identified in the test materials. Alternatively, you should remove the unlicensed third-party copyright content and/or replace it with appropriately licensed material.

If you have any queries regarding these test materials, contact the national curriculum assessments helpline on 0300 303 3013 or email [assessments@education.gov.uk](mailto:assessments@education.gov.uk).