

2024 national curriculum tests

Key stage 1

ENGLISH

Modified large print

Reading

Paper 1: reading prompt and answer booklet

First name _____

Middle name _____

Last name _____

Note for marking:

This paper should be marked using the standard mark schemes for KS1 English reading: Paper 1. There is additional guidance on marking MLP papers in the Modified Test Administration Instructions provided with this paper.

BLANK PAGE

Contents

Spider Monkeys Pages 4 – 15

Izzy’s Talent Pages 17 – 29

Spider Monkeys

Spider monkeys are a type of monkey. They live in countries in Central America and South America.

They are the tallest monkey in that part of the world and could even be as big as you!



Practice questions

- a. In which part of the world do spider monkeys live?
-

- b. They are the tallest monkey . . .

This tells you about the monkeys' . . .

Tick **one**.

fur.

home.

size.

food.

Where they live

Spider monkeys live in warm and wet rainforests.

Spider monkeys hardly ever walk on the ground. They make their homes in the branches of tall trees because it is safer. They spend most of their time there, eating, playing and sleeping.



1. **Find and copy one** word that describes the rainforest.
-

2. **Spider monkeys hardly ever walk on the ground.**

This tells us spider monkeys . . .


Tick **one**.

- almost always walk on the ground.
- do not often walk on the ground.
- mostly walk on the ground.
- cannot walk on the ground.

What they eat

Fruit and seeds are a spider monkey's favourite foods. Sometimes, they eat flowers and even eat the bark that covers the tree trunks – a useful snack when you live in a forest full of trees!

Less often, spider monkeys eat insects or eggs which they take from the nests of birds that also live among the trees.



3. What do spider monkeys like to eat most of all?

Write **two** things.

1. _____


2. _____

4. Why is bark a **useful snack** for spider monkeys?

On the move

Spider monkeys' tails are strong so that they can use them to hold on to branches and swing from tree to tree – almost as if they have a third arm! They also have a patch at the end of their tail without any hair. This helps them to grip even more strongly.

Long arms and long legs also help spider monkeys to scamper quickly through treetops.



5. What makes spider monkeys' tails good for swinging from trees?

Write **two** things.

1. _____

2. _____

6. The word **scamper** tells you how spider monkeys . . .

Tick **one**.

travel in the treetops.

sleep in the treetops.

see in the treetops.

eat in the treetops.

How they look

Spider monkeys can be many different colours such as black, brown or gold. They have lots of bushy fur on their bodies.

Some people think that spider monkeys look like spiders. This is how they get their name. They use their tails when dangling from branches, which can make them look like spiders hanging from webs. The way the monkeys stretch their long arms and legs can also make them look like spiders.



7. What colours can spider monkeys be?

Find and copy two colours.

1. _____

2. _____

8. Spider monkeys look like spiders when dangling from branches.

What **else** do they do that makes them look like spiders?

The troop

In their forests, spider monkeys are never hard to find. They talk to each other by shouting and making other loud noises.

Spider monkeys travel around together in large groups. A large group of spider monkeys is often called a troop. Troops can have up to 30 monkeys in them. Troops sometimes split up at night-time, sleeping in smaller groups.



9. Why is it easy to find spider monkeys?

Tick one.

They live all over the world.

They split up at night-time.

They are very noisy.

They run on the ground.

10. What is the name for a large group of spider monkeys?

Please do not start answering the questions on the next text until you are told to do so.

Please do not write on this page.

Useful word

audience

Izzy's Talent

It was the week of the summer talent show. Posters had been put up and a special stage had been built in the hall. The air buzzed with excitement, but Izzy was worried. Everyone in her class had an act for the show. Everyone but Izzy.



Practice questions

c. When was the talent show taking place?

Tick **one**.

winter

autumn

spring

summer


d. What had been built in the hall?

At lunchtime, Milo showed off his dance for the talent show. He whirled round and round, his feet hardly touching the ground.

“Why don’t you try, Izzy?” he asked. “You could dance with me.”

Izzy tried to copy him, but she kept forgetting the moves.

“Never mind,” said Milo. “Maybe you just need to change your shoes.”



11. When did Milo show Izzy his dance?

12. He whirled round and round . . .

Which word means the same as **whirled**?

Tick **one**.

hopped

spun

wobbled

ran


In the hall, Sita was practising her juggling for the talent show. Sita threw three balls up into the air and they landed safely back in her hands, without her dropping them.

“That was brilliant,” said Izzy. “Can you teach me?”

But no matter how hard Izzy tried, the balls kept tumbling to the floor.

“Keep trying,” said Sita.

“You just need more time.”



13. Where was Sita practising her act?

14. What did Sita tell Izzy to do?

Tick one.

- Teach Milo to juggle.**
- Buy some new balls.**
- Carry on practising.**
- Throw the balls higher.**

When Izzy got home, she told her brother, Ben, all about it.

“Everyone has an act for the talent show. But I can’t dance or juggle,” she sighed. “I’ll be the only one without something to do.”

Ben thought for a moment. Then he grinned. “I have an idea.”



15. Ben was Izzy's . . .

Tick **one**.

teacher.

brother.

dad.

friend.

16. What made Ben smile?

The next evening, Ben took Izzy to the fair. Izzy watched dancers and jugglers but she saw lots of other acts, too.

“I didn’t know that people could be good at so many different things!” said Izzy.

“Which act was your favourite?” asked Ben.

Izzy grinned. “You’ll find out at the show.”



17. When did Izzy visit the fair?

18. What acts did Izzy see at the fair?

Write **two** acts.

1. _____


2. _____

At the show, Izzy was nervous. From the stage, she spotted Ben, who waved. Taking a deep breath, Izzy told the audience her first joke. Everyone chuckled, with Ben laughing the loudest.

Feeling more confident, Izzy told another joke and another. The audience laughed louder each time.

When she had finished, Ben came to meet her.

“So that was your favourite!” he said.



19. What did Ben do when Izzy spotted him?

20. What was Izzy's talent?

End of test

BLANK PAGE

BLANK PAGE



Total marks	
-------------	--

2024 key stage 1 English reading

Modified large print version of Paper 1: reading prompt and answer booklet

Print version product code: STA/24/8800/MLp ISBN: 978-1-83507-043-7

Electronic PDF version product code: STA/24/8800/MLe ISBN: 978-1-83507-057-4

For more copies

Additional copies of this modified large print test paper can be ordered by contacting the national curriculum assessments helpline on 0300 303 3013. It can be downloaded from <https://www.primaryassessmentgateway.education.gov.uk> during May 2024, or afterwards from <https://www.gov.uk/government/collections/national-curriculum-assessments-practice-materials>.

© Crown copyright 2024

Re-use of Crown copyright in test materials

With the exception of third-party copyright content, the 2024 key stage 1 test materials are Crown copyright. You may re-use them (not including logos) free of charge in any format or medium in accordance with the terms of the Open Government Licence v3.0 which can be found on the National Archives website and accessed via the following link: www.nationalarchives.gov.uk/doc/open-government-licence. When you use this information under the Open Government Licence v3.0, you should include the following attribution: 'Contains material developed by the Standards and Testing Agency for 2024 national curriculum assessments and licensed under Open Government Licence v3.0' and where possible provide a link to the licence.



Exception – third-party copyright content in test materials

Schools and other educational establishments, as defined in the Copyright, Designs and Patents Act 1988 (CDPA), may re-use the test materials in their entirety for teaching purposes: <https://www.gov.uk/guidance/exceptions-to-copyright>. However, if not expressly permitted under the CDPA, you must obtain permission from the relevant copyright owners, listed in the '2024 key stage 1 tests copyright report', for re-use of any third-party copyright content which we have identified in the test materials. Alternatively, you should remove the unlicensed third-party copyright content and/or replace it with appropriately licensed material.

If you have any queries regarding these test materials, contact the national curriculum assessments helpline on 0300 303 3013 or email assessments@education.gov.uk.