

**2024 national curriculum tests**

# **Key stage 2**

## **Mathematics mark scheme amendments**

**Amendments to the mark schemes for  
modified large print (MLP) and braille**



**Standards  
& Testing  
Agency**

## Introduction: modified large print

This guidance details the amendments made to the mark schemes for questions which have been adapted, or replaced, in the modified large print (MLP) version of the key stage 2 mathematics test materials.

This guidance must be used in conjunction with the standard version of the key stage 2 mathematics mark schemes. Refer to the standard mark schemes when marking the MLP test papers unless an alternative is given in this guidance.

## Amendments to the mark scheme MLP

Amendments to the standard test mark schemes are only provided where amendments to a question are such that the question cannot be marked using the standard test mark scheme.

Amendments to the mark schemes are not provided where the only change has been to further divide the question into subsections or where the layout of the question is different.

The mark schemes have been amended in some respects for the following questions:

Paper 1	20, 25, 30, 36
Paper 2	1, 3, 12, 13, 18, 26
Paper 3	1, 5, 6, 8, 10, 23

## General guidance to be applied throughout the MLP papers

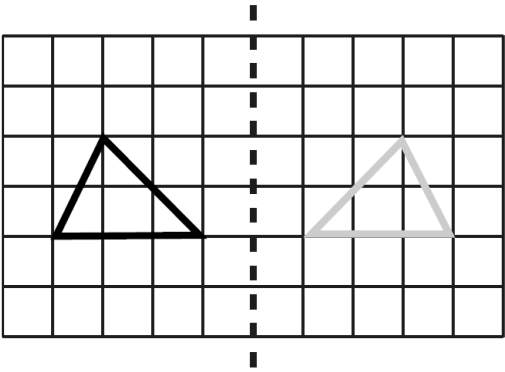
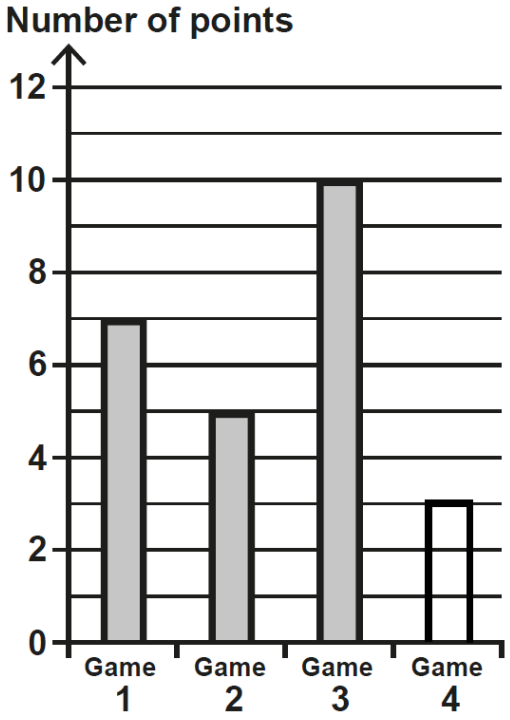
- You should make every effort to understand what the pupil has written in an answer, without reading into the answer anything that the pupil did not intend.
- Some pupils with visual impairment find it difficult to get their answers across clearly. It may take you longer to read their answers. Apply the mark schemes, but be sympathetic to their difficulties.
- Pupils with visual impairment find it difficult to draw accurately. Often thick pens or pencils are used by these pupils. You should make every effort to be fair in marking these questions and take into account what appears to be the pupil's intention.
- Unless otherwise indicated in this document, there should be an increased tolerance level for all drawing and measuring. In general, pupils will only be expected to measure lengths to the nearest 0.5 cm and angles to the nearest 5°.
- If children have missed any answer lines or spaces within the text, their answers may be elsewhere on the page. Any unambiguous indication of the correct answer should be credited, working within the parameters of the mark scheme.
- Questions that appear as horizontal tick boxes in the standard version of the test may have been changed to vertical in the MLP version, in order to make it easier for pupils to track across the page. The correct answer will be the same as in the standard mark schemes.
- Markers should contact their supervisors if they have any problems applying the mark schemes to MLP scripts, or with specific responses. All supervisors have contact details of markers who will provide specialist advice.
- Accept numbers greater than 999 written without a comma, with space instead of a comma or with any clear indication.
- Please note that due to modifications to question 23 in paper 3, the National Curriculum Reference (NCR) has changed for the MLP version of this question. The primary NCR for Q23 is unchanged and remains 6G2b. There is now an secondary reference of 6A2. There is a mark scheme amendment for this question.

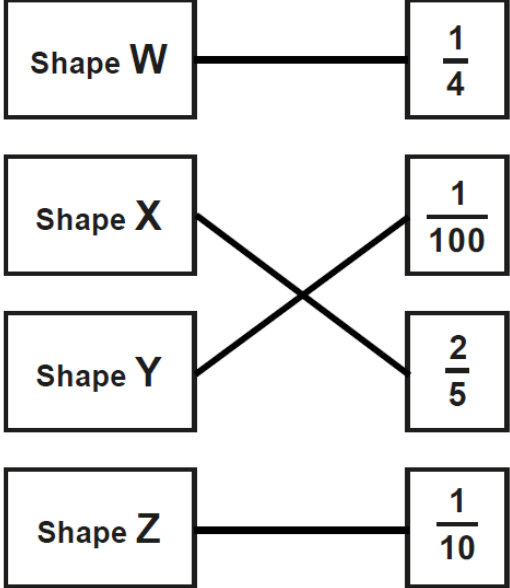
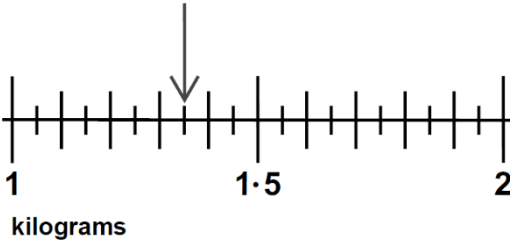
## Amendments to mark schemes for Paper 1: arithmetic

Please use the standard mark schemes to mark Paper 1: arithmetic.

For questions 20, 25, 30 and 36 the standard mark schemes expect a 'formal method' for long multiplication or long division. If the answer is incorrect, visually impaired pupils should be credited the method mark if they have used **any** appropriate method with no more than **ONE** arithmetic error; a formal method is not required. Working must be carried through to reach a final answer for the award of **ONE** mark.

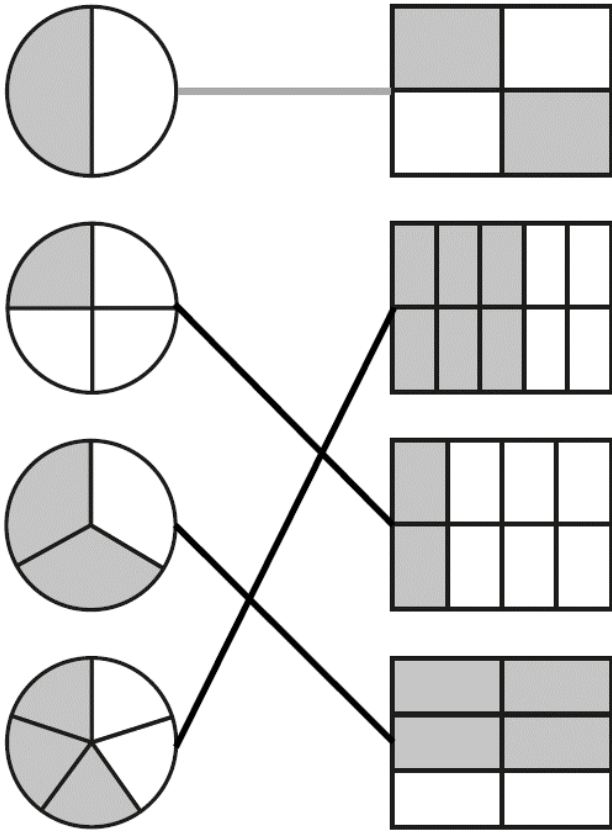
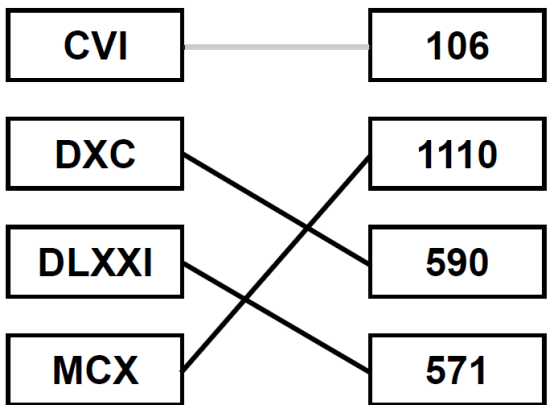
## Amendments to mark schemes for Paper 2: reasoning (MLP)

Qu.	Requirement	Mark	Additional guidance
1	<p>Diagram completed, as shown:</p>  <p style="text-align: center;">mirror line</p>	1m	<p>Accept slight inaccuracies in drawing, provided the intention is clear.</p>
3	<p>Award <b>ONE</b> mark for drawing the bar to 3 points for Game 4, as shown:</p> 	1m	<p>Ignore the width of the bar.</p> <p>Accept for <b>ONE</b> mark, a bar drawn in the range 2.5 to 3.5 points.</p>

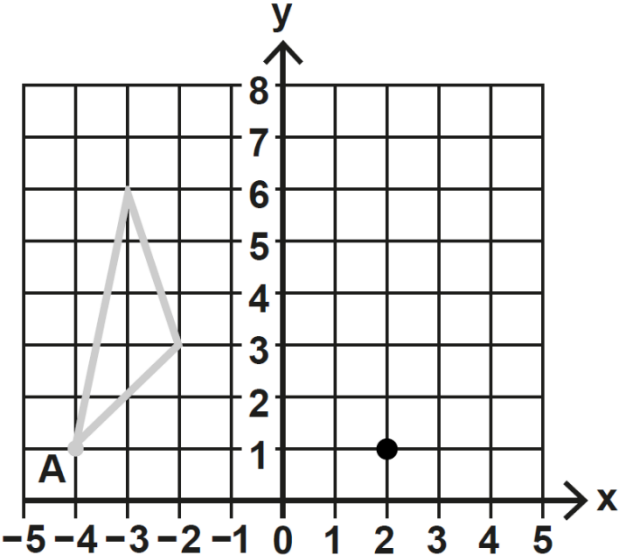
Qu.	Requirement	Mark	Additional guidance
12	<p>Award <b>ONE</b> mark for all four labels matched correctly, as shown:</p> 		<p>Lines need not touch the labels or fractions, provided the intention is clear.</p> <p><b>Do not</b> accept any label matched to more than one fraction.</p>
13	<p>Award <b>ONE</b> mark for both correct answers.</p> <p>a) 12 (vertices)</p> <p>b) 18 (edges)</p>	1m	<p>Both numbers must be correct for the award of the mark.</p>
18	<p>Award <b>ONE</b> mark for an indication drawn at 1.35kg, as shown:</p> 	1m	<p>Accept alternative unambiguous positive indication of the correct answer.</p> <p>Accept an indication of the answer drawn in the range 1.3 to 1.4 (exclusive).</p>

Qu.	Requirement	Mark	Additional guidance
26	Award <b>ONE</b> mark for two correct translations ticked or marked, as shown:  from (0, 2) to (4, 2) from (4, 3) to (0, 3) ✓ from (1, 2) to (-3, 2) ✓	1m	Both correct translations must be correct for the award of the mark.  Accept alternative unambiguous positive indication of the correct answer.  Ignore any responses on the coordinate grid.

## Amendments to mark schemes for Paper 3: reasoning (MLP)

Qu.	Requirement	Mark	Additional guidance
1	<p>Award <b>ONE</b> mark for all three shaded fractions matched correctly, as shown:</p> 	1m	<p>Lines need not touch the shaded fractions, provided the intention is clear.</p> <p><b>Do not</b> accept a shaded circle matched to more than one shaded rectangle.</p>
5	<p>Award <b>ONE</b> mark for all three Roman numerals matched correctly, as shown:</p> 	1m	<p>Lines need not touch the Roman numerals or numbers, provided the intention is clear.</p> <p><b>Do not</b> accept a Roman numeral matched to more than one number.</p>



Qu.	Requirement	Mark	Additional guidance
6	<p>Award <b>ONE</b> mark for all three fractions matched correctly, as shown:</p> <p><b>Fraction</b>                      <b>Simplified fraction</b></p> <p><math>\frac{12}{18}</math>                      <math>\frac{2}{3}</math></p> <p><math>\frac{12}{20}</math>                      <math>\frac{4}{5}</math></p> <p><math>\frac{12}{15}</math>                      <math>\frac{3}{5}</math></p> <p><math>\frac{12}{16}</math>                      <math>\frac{3}{4}</math></p>	1m	<p>Lines need not touch the fractions, provided the intention is clear.</p> <p><b>Do not</b> accept a fraction matched to more than one simplified fraction.</p>
8	<p>Award <b>ONE</b> mark for point A correctly translated to coordinates (2,1)</p> 	1m	<p>Accept slight inaccuracies provided the intention is clear.</p>

Qu.	Requirement	Mark	Additional guidance								
<b>10a</b>	Award <b>ONE</b> mark for answers given in the range 260 – 300 (mm) inclusive.	<b>1m</b>									
<b>10b</b>	Award <b>ONE</b> mark for answers given in the range 50° – 60° inclusive.	<b>1m</b>									
<b>23</b>	<p>Award <b>ONE</b> mark for table completed with the two correct answers, as shown:</p> <table border="1"> <thead> <tr> <th>Name of 3D Shape</th> <th>Number of faces</th> </tr> </thead> <tbody> <tr> <td>Square based pyramid</td> <td><b>5</b></td> </tr> <tr> <td>Pentagonal based pyramid</td> <td><b>6</b></td> </tr> <tr> <td>Octagonal based pyramid</td> <td><b>9</b></td> </tr> </tbody> </table>	Name of 3D Shape	Number of faces	Square based pyramid	<b>5</b>	Pentagonal based pyramid	<b>6</b>	Octagonal based pyramid	<b>9</b>	<b>1m</b>	
Name of 3D Shape	Number of faces										
Square based pyramid	<b>5</b>										
Pentagonal based pyramid	<b>6</b>										
Octagonal based pyramid	<b>9</b>										

## Introduction: braille

This guidance details the amendments made to the mark schemes for questions which have been adapted, or replaced, in the braille version of the key stage 2 mathematics test materials.

The standard version of the key stage 2 mathematics mark schemes, should be used in conjunction with the additional guidance in this document. Markers should refer to the standard mark schemes when marking the braille test papers unless an alternative is given in this guidance.

## Amendments to the mark scheme Braille

Amendments to the standard test mark schemes are only provided where amendments to a question are such that the question cannot be marked using the standard test mark scheme.

Amendments to the mark schemes are not provided where the only change has been to further divide the question into subsections or where the layout of the question is different.

The mark schemes have been amended in some respects for the following questions:

Paper 1	20, 25, 30, 36
Paper 2	1, 2, 3, 4, 5, 8, 10, 11, 12, 13, 16, 18, 21, 24, 25, 26
Paper 3	1, 5, 6, 8, 9, 10, 11, 14, 17, 19, 20, 23

## General guidance to be applied throughout the braille papers

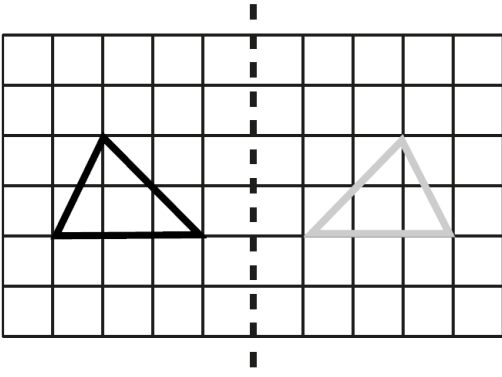
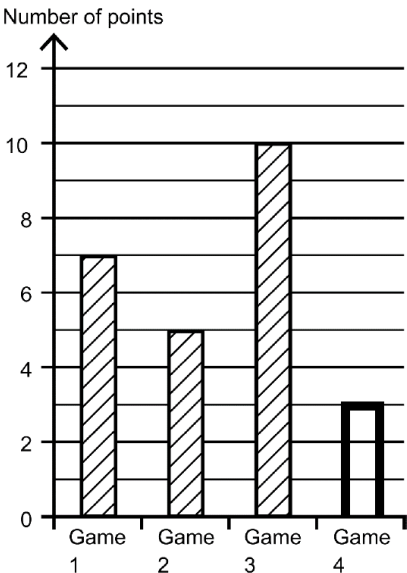
- You should make every effort to understand what the pupil has written in an answer, without reading into the answer anything that the pupil did not intend.
- Some pupils with visual impairment find it difficult to get their answers across clearly. It may take you longer to read their answers. Apply the mark schemes, but be sympathetic to their difficulties.
- Pupils with visual impairment find it difficult to draw accurately. Often thick pens or pencils are used by these pupils. You should make every effort to be fair in marking these questions and take into account what appears to be the pupil's intention.
- Unless otherwise indicated in this document, there should be an increased tolerance level for all drawing and measuring. In general, pupils will only be expected to measure lengths to the nearest 0.5 cm and angles to the nearest 5°.
- Any unambiguous indication of the correct answer should be credited.
- Some braille questions are asked differently to the standard version, but the differences are sufficiently small that you should still be able to apply the standard mark scheme, for example, pupils are asked to write rather than circle the answer.
- Accept numbers greater than 999 written without a comma, with space instead of a comma or with any clear indication.
- Please note that due to modifications to question 23 in paper 3, the National Curriculum Reference (NCR) has changed for the braille version of this question. The primary NCR for Q23 is unchanged and remains 6G2b. There is now an secondary reference of 6A2. There is a mark scheme amendment for this question.

## Amendments to mark schemes for Paper 1: arithmetic

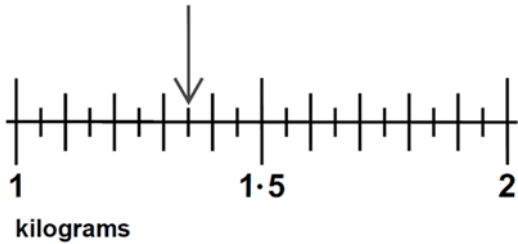
Please use the standard mark schemes to mark Paper 1: arithmetic.

For questions 20, 25, 30 and 36 the standard mark schemes expect a 'formal method' for long multiplication or long division. If the answer is incorrect, visually impaired pupils should be credited the method mark if they have used **any** appropriate method with no more than **ONE** arithmetic error; a formal method is not required. Working must be carried through to reach a final answer for the award of **ONE** mark.

## Amendments to mark schemes for Paper 2: reasoning (Braille)

Qu.	Requirement	Mark	Additional guidance
1	<p>Diagram completed, as shown:</p>  <p style="text-align: center;">mirror line</p>	1m	<p>Accept slight inaccuracies in drawing, provided the intention is clear.</p>
2	<p>P AND S (in any order)</p>	1m	<p>Both pieces of fruit must be correct for the award of the mark.</p> <p>Accept alternative unambiguous positive indication of the correct answer</p>
3	<p>Award <b>ONE</b> mark for drawing the bar to 3 points, as shown:</p> 	1m	<p>Ignore the width of the bar.</p> <p>Accept for <b>ONE</b> mark, a bar drawn in the range 2.5 to 3.5 points.</p>

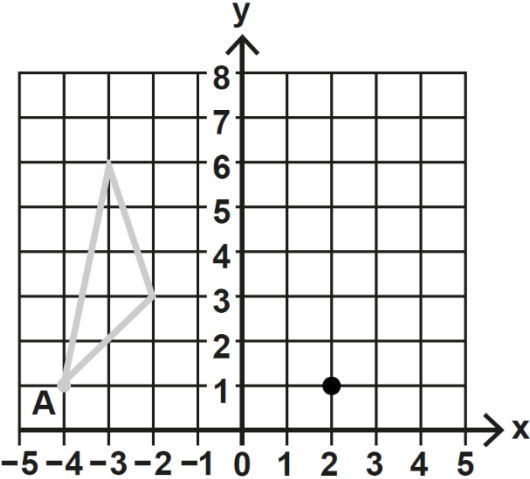
Qu.	Requirement	Mark	Additional guidance
4	Award <b>ONE</b> mark for the correct order, as shown. -11 -5 1 7 <b>13</b> 19	<b>1m</b>	<b>Do not</b> accept 5–
5	Award <b>ONE</b> mark for both correct digits. $254 \times 3 = 762$	<b>1m</b>	Accept the calculation rewritten with the correct missing digits.
8	Award <b>ONE</b> mark for a correct number for each statement. Q. Any whole number in the range <b>3,500 - 4,499</b> inclusive. R. Any whole number in the range <b>815,000 - 824,999</b> inclusive.	<b>1m</b>	Both responses must be correct for the award of <b>ONE</b> mark.
10	Award <b>ONE</b> mark for correct numbers written. 17 <b>AND</b> 19 (in any order)	<b>1m</b>	Both numbers must be correct for the award of the mark.
11	Award <b>ONE</b> mark for both missing parts completed correctly. (a) 5 (b) 24	<b>1m</b>	
12	Award <b>ONE</b> mark for all four labels matched correctly, as shown: a) Y b) W c) X d) Z	<b>1m</b>	<b>Do not</b> accept any label matched to more than one fraction.

Qu.	Requirement	Mark	Additional guidance
13	<p>Award <b>ONE</b> mark for both correct answers.</p> <p>a) 12 (vertices)</p> <p>b) 18 (edges)</p>	1m	Both numbers must be correct for the award of the mark.
16	<p>Award <b>TWO</b> marks for two correct letters of statements and no incorrect letters, as shown:</p> <p>P <b>AND</b> S (in any order)</p> <p>If the answer is incorrect, award <b>ONE</b> mark for:</p> <p style="padding-left: 40px;">two correct statements and one incorrect statement</p> <p><b>OR</b></p> <p style="padding-left: 40px;">one correct statement and no incorrect statements</p>	Up to 2m	Accept alternative unambiguous positive indication of the correct answer.
18	<p>Award <b>ONE</b> mark for an indication drawn at 1.35kg, as shown:</p>  <p style="text-align: center;">kilograms</p>	1m	<p>Accept alternative unambiguous positive indication of the correct answer.</p> <p>Accept an indication of the answer drawn in the range 1.3 to 1.4 (exclusive).</p>
21	Q <b>AND</b> R (in any order).	1m	<p>Both letters must be correct for the award of the mark.</p> <p>Accept alternative unambiguous positive indication of the correct answer.</p>



Qu.	Requirement	Mark	Additional guidance
24	<p>Award <b>TWO</b> marks for all statements completed correctly, as shown:</p> <p>P. 100 Q. 64 R. 60 S. 40</p> <p>If the answer is incorrect, award <b>ONE</b> mark for any three correct statements, as long as each of the three correct statements has a different number, e.g.</p> <p>P. 64 Q. 100 (error) R. 60 S. 40</p> <p><b>OR</b></p> <p>P. 64 Q. 64 (repeat) R. 100 S. 40</p>	Up to 2m	<p><b>Do not</b> accept any numbers not given in the question.</p> <p><b>Do not</b> accept any statement where more than one number is given.</p>
25	<p>Award <b>TWO</b> marks for both numbers correct, as shown:</p> <p>(a) 4 (b) 5</p> <p>If the answer is incorrect, award <b>ONE</b> mark for one number correct.</p>	Up to 2m	
26	<p>Award <b>ONE</b> mark for two correct translations.</p> <p>Q R</p>	1m	Accept alternative unambiguous positive indication of the correct answer.

## Amendments to mark schemes for Paper 3: reasoning (Braille)

Qu.	Requirement	Mark	Additional guidance
1	<p>Award <b>ONE</b> mark for all three shaded fractions matched correctly.</p> <p>1S 2R 4Q</p>	1m	<p><b>Do not</b> accept a circle matched to more than one rectangle.</p>
5	<p>Award <b>ONE</b> mark for all three Roman numerals matched correctly.</p> <p>(a) 590 (b) 571 (c) 1110</p>	1m	<p>All Roman numerals must be matched correctly for the award of the mark.</p> <p><b>Do not</b> accept a Roman numeral matched to more than one number.</p>
6	<p>Award <b>ONE</b> mark for all three fractions matched correctly.</p> <p>(a) <math>\frac{3}{5}</math> (b) <math>\frac{4}{5}</math> (c) <math>\frac{3}{4}</math></p>	1m	<p>All fractions must be correct for the award of the mark.</p> <p><b>Do not</b> accept a fraction matched to more than one simplified fraction.</p>
8	<p>Award <b>ONE</b> mark for point A correctly translated to coordinates (2,1)</p> 	1m	<p>Accept slight inaccuracies provided the intention is clear.</p>

Qu.	Requirement	Mark	Additional guidance
9	Award <b>ONE</b> mark for three correct answers.  (a) 42 (b) 70 (c) 15	1m	All three numbers must be correct for the award of the mark.
10a	Award <b>ONE</b> mark for answers given in the range 260 – 300 (mm) inclusive.	1m	
10b	Award <b>ONE</b> mark for answers given in the range 50° – 60° inclusive.	1m	
11	Award <b>TWO</b> marks for two both correct digits.  573 - 305 = 268  If the answer is incorrect, award <b>ONE</b> mark for either 0 or 2 correctly placed.	Up to 2m	Accept the calculation rewritten with the correct missing digits.
14	Award <b>TWO</b> marks for three correct answers.  (a) 15% (b) 30% (c) 10%  If the answer is incorrect, award <b>ONE</b> mark for two correct answers.	Up to 2m	
17	Award <b>ONE</b> mark for three correct numbers.  P Q T  <b>OR</b>  2 3 9	1m	Accept the three correct answers given in any order for the award of the mark.

Qu.	Requirement	Mark	Additional guidance
19	<p>Award <b>TWO</b> marks for both correct digits.</p> <p>4369 ÷ 12 = 364 r1</p> <p>If the answer is incorrect, award <b>ONE</b> mark for either 9 or 6 correctly placed.</p>	Up to 2m	Accept the calculation rewritten with the correct missing digits.
20	Award <b>ONE</b> mark for the correct answer of Q, R <b>AND</b> S.	1m	Accept correct letters in any order.
23	<p>Award <b>ONE</b> mark for table completed with the two correct answers.</p> <p>(a) 6 (b) 9</p>	1m	

**[BLANK PAGE]**

This page is intentionally blank.



2024 key stage 2 mathematics  
Amendments to mark schemes for modified large print (MLP) and braille

Electronic PDF version product code: STA/24/8866/e ISBN: 978-1-83507-203-5

© Crown copyright 2024

**For more copies**

Printed copies of this booklet are not available. It can be downloaded from  
<https://www.gov.uk/government/collections/national-curriculum-assessments-practice-materials>

**Re-use of Crown copyright in test materials**

With the exception of third-party copyright content, the 2024 key stage 2 test materials are Crown copyright. You may re-use them (not including logos) free of charge in any format or medium in accordance with the terms of the Open Government Licence v3.0 which can be found on the National Archives website and accessed via the following link: [www.nationalarchives.gov.uk/doc/open-government-licence](http://www.nationalarchives.gov.uk/doc/open-government-licence). When you use this information under the Open Government Licence v3.0, you should include the following attribution: 'Contains material developed by the Standards and Testing Agency for 2024 national curriculum assessments and licensed under Open Government Licence v3.0' and where possible provide a link to the licence



**Exception – third-party copyright content in test materials**

Schools and other educational establishments, as defined in the Copyright Designs and Patents Act 1988 (CDPA), may re-use the test materials in their entirety for teaching purposes: <https://www.gov.uk/guidance/exceptions-to-copyright>. However, if not expressly permitted under the CDPA, you must obtain permission from the relevant copyright owners, listed in the '2024 key stage 2 tests copyright report', for re-use of any third-party copyright content which we have identified in the test materials. Alternatively, you should remove the unlicensed third-party copyright content and/or replace it with appropriately licensed material.

If you have any queries regarding these test materials, contact the national curriculum assessments helpline on 0300 303 3013 or email [assessments@education.gov.uk](mailto:assessments@education.gov.uk).