



Published on 25 April 2024

# Restricted Patients Statistics, 2023

## England and Wales

### Main Points

Restricted patient population continues to grow and was at 7,833 on 31 December 2023



The restricted patient population on 31 December 2023 was up 0.5% on the previous year and up 17% from 2013.

The population consisted of 4,648 in hospital and 3,185 conditionally discharged.



The population in hospital increased by 1.5% whereas the population conditionally discharged decreased by 1% from the previous year.



There were 1,746 admissions (new admissions and recalls) in 2023.



This was a 5% increase from the previous year and the highest in the time series from 2003. The largest source of admissions was transfer from prison to hospital (61%).

There were 1,446 authorised disposals and discharges in 2023, 582 discharges and 864 disposals.



Combined authorised disposals and discharges decreased by 5% from 2022, reflecting decreases in both discharges and disposals from the previous year.

This is the first time we are publishing Restricted Patients statistics on a separate collections page dedicated to these statistics. Previously, Restricted Patients statistics were published as part of the [Offender Management Statistics Quarterly \(OMSQ\)](#).

This bulletin covers Restricted Patient statistics for England and Wales 2023. A set of summary tables covering each section of this bulletin and guidance notes accompany this bulletin can be found on the same webpage.

## Contents

|   |                                     |
|---|-------------------------------------|
| Statistician's comment                  | 1                                   |
| Population                              | 2                                   |
| Admissions and Recalls (Tables 6 and 7) | 3                                   |
| Discharges and Disposals (Table 8)      | 4                                   |
| Related publications                    | <b>Error! Bookmark not defined.</b> |
| Release Schedule                        | 5                                   |
| National Statistics status              | 5                                   |
| Contact points for further information  | 5                                   |

### Statistician's comment

“Since 2013 (when data became of sufficient quality to publish), the population of restricted patients on 31 December has continued to increase annually, except in 2020 when it fell for the first time partly due to COVID-19 disruptions. The latest figure is an increase on 2022, continuing the increasing trend.

Admissions and recalls increased in 2023 from 2022 following a decrease last year. Admissions and recalls in 2023 were the highest in the time series from 2003. Transfers from prison to hospitals continue to account for the majority of admissions. However, a majority of patients detained in hospital were transferred under hospital order with restriction order, implying this group stay in hospital longer than do patients transferred from prison.

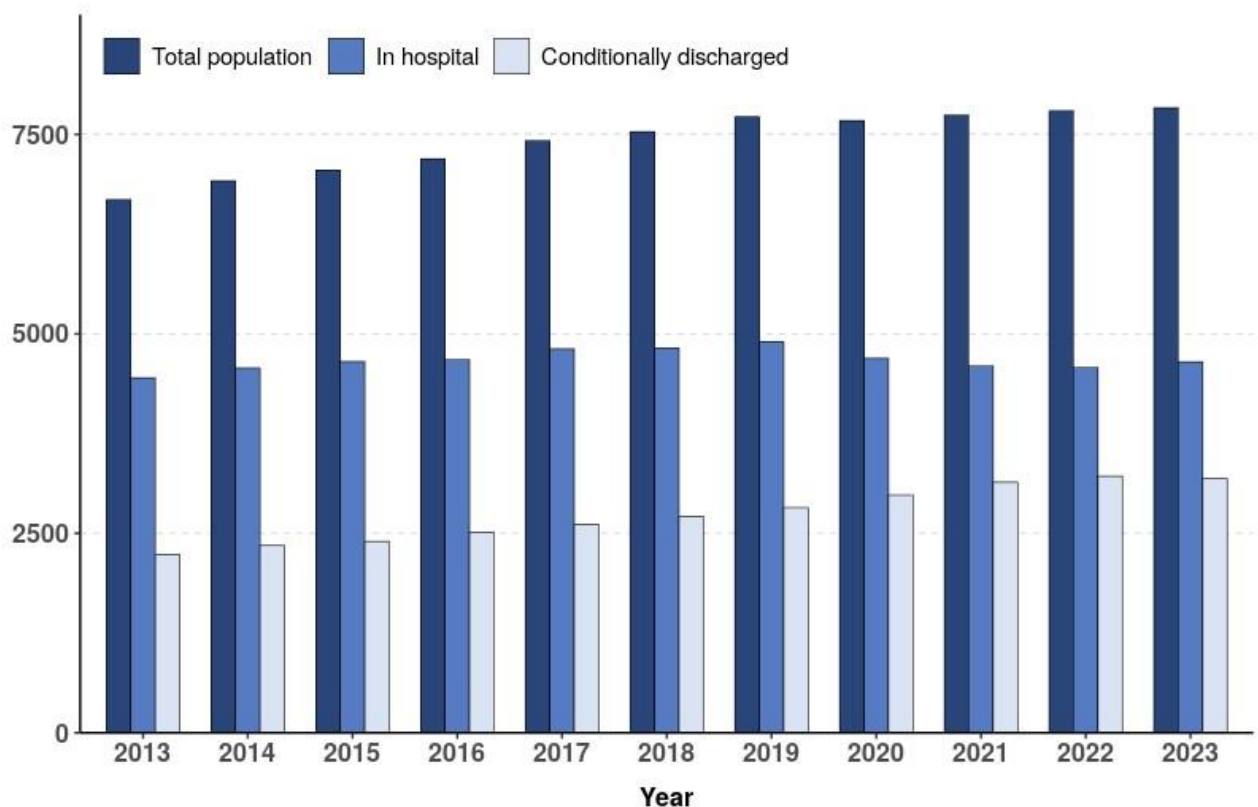
Authorised disposals and discharges decreased in 2023, continuing a decrease last year, though numbers have fluctuated in recent years. This decrease in 2023 reflected decreases in both discharges and disposals. “

## Population

There were 7,833 restricted patients as at 31 December 2023, an increase of 0.5% from a year ago. This continues the increasing trend we see in the annual population of restricted patients and recovery from COVID-19 disruptions associated with the decrease seen for the first time in 2020 (Table 1).

The overall population consisted of 4,648 restricted patients in hospitals (an increase of 1.5% from last year) and 3,185 conditionally discharged patients (a decrease of 1% from last year). This is the first time we are seeing an annual decrease in the conditionally discharged population since 2013. After increasingly annually to 2019, the restricted population in hospital then decreased annually to 2022. The latest figure for 2023 is a first annual increase since 2019, likely associated with recovery from COVID-19 disruptions (Table 1).

**Figure 1: Restricted patient population on 31 December 2013 – 2023**  
(Source: Table 1)



About 88% of all restricted patients were males, consistent across the years for which we have data. At the end of 2023, females constituted about 14% of the conditionally discharged population and 10% of the detained population (Table 2).

Most restricted patients on 31 December 2023 were in the 40-59 (48%) and 21-39 (35%) age brackets (Table 2).

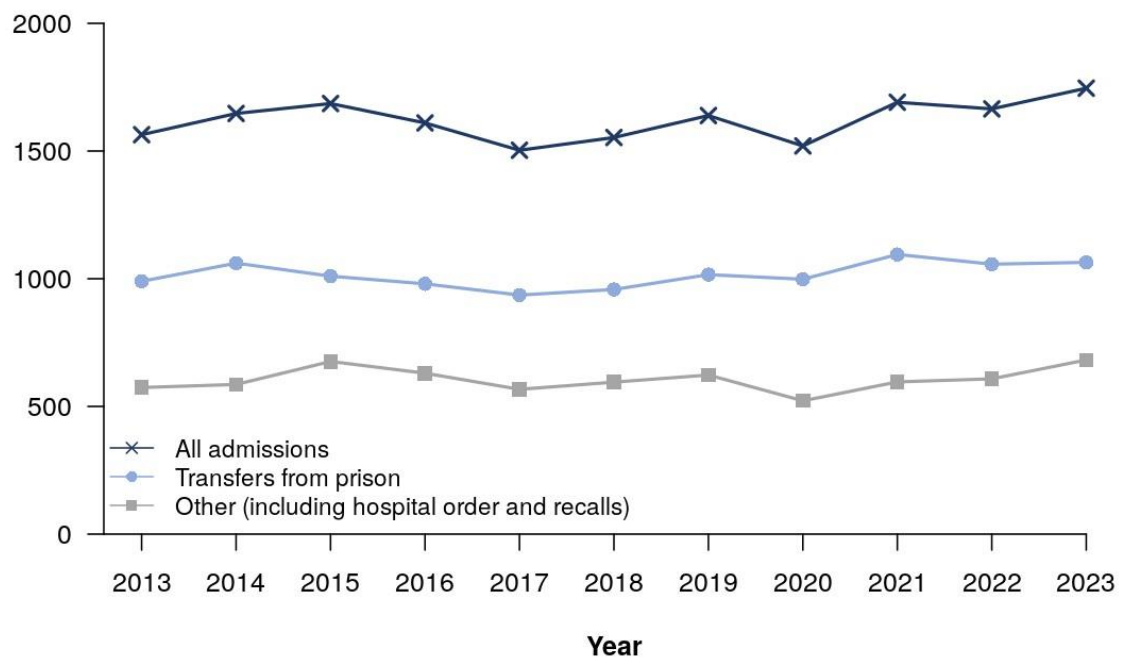
The majority of patients (61% of males and 60% of females) committed offences of violence against the person. A higher proportion of females (27%) than of males (10%) committed an offence of Criminal Damage and Arson (Table 3).

Of the total population of restricted patients on 31 December 2023, about 65% were white, 18% were black and 8% were Asian. This is consistent with figures published for the previous year (Table 9).

### Admissions and Recalls (Tables 6 and 7)

A total of 1,746 restricted patients were admitted (new admissions and recalls) in 2023, a 5% increase from 2022. The number of admissions has mostly fluctuated between 1,500 and 1,700 from 2008, with a slight upward trend from 2017. The latest figure for 2023 is the highest in the time series from 2003, largely driven by increases in hospital orders with restrictions, patients unfit to plead and recalls.

**Figure 2: Admission and recall of restricted patients, 2013 (Source: Table 7)**



The largest source of admissions was transfer from prison to hospital (61%), followed by recalls (19%) and hospital orders with restriction orders (15%). These consistently remain the major sources of admissions. However, of the patients detained in hospital (Table 4), 28% had been transferred from prison and 59% had been transferred under hospital order with restriction order, suggesting restricted patients under hospital orders stay longer in hospital than do patients transferred from prison.

A total of 73 (4%) of admissions were into high secure hospitals, two of these patients being females.

### Discharges and Disposals (Table 8)

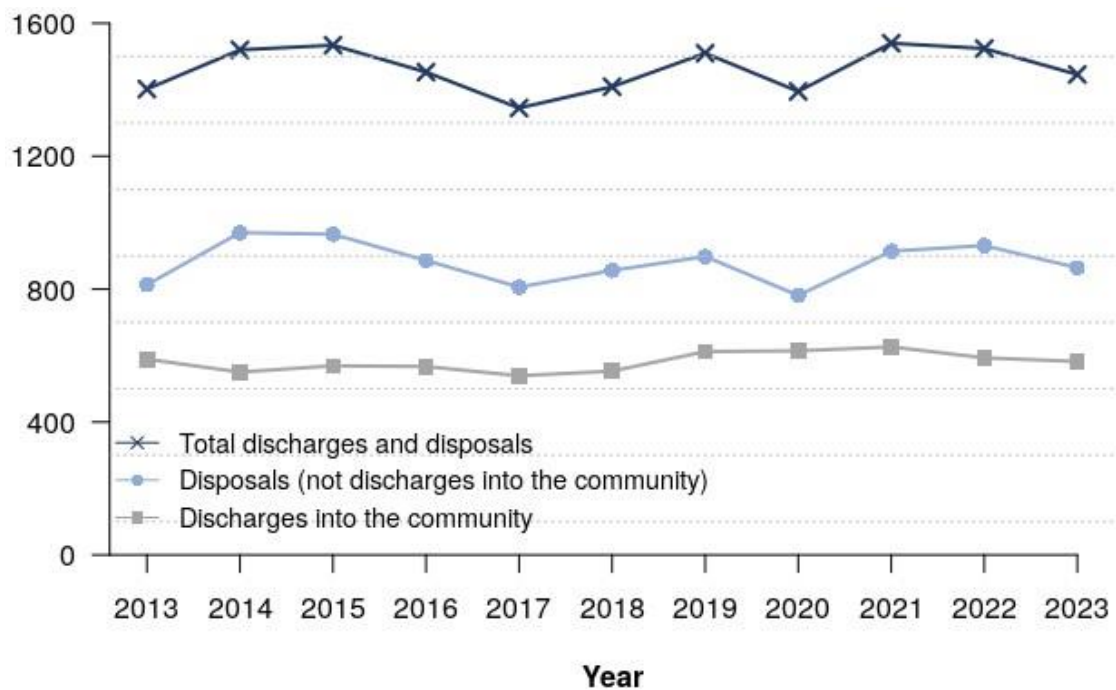
There were 1,446 authorised disposals and discharges in 2023, a 5% decrease from 2022. The number of discharges and disposals has fluctuated between 1,350 and 1,550 since 2011.

582 discharges into the community were recorded in 2023, a decrease of 2% from 2022. Most of these discharges into the community were conditional discharges by tribunals (62%), consistent with previous years.

The overall number of disposals was 864 in 2023, a decrease of 7% from 2022. These were mainly disposals at court (41%), returns to custody to complete sentences (27%) and expiry of restrictions in hospital (17%), also consistent with previous years.

The number of absolute discharges was 103 (91 conversions from conditional discharges and 12 absolute discharges direct from hospital).

**Figure 3: Discharges and disposals, 2023 (Source: Table 8)**



## **Release Schedule**

This bulletin was published on 25 April 2024 and includes calendar year statistics for the year 2023.

The next Restricted Patients Bulletin is scheduled to be published on 24 April 2025.

## **National Statistics status**

National Statistics are [accredited official statistics](#) that meet the highest standards of trustworthiness, quality and public value.

All official statistics should comply with all aspects of the Code of Practice for Official Statistics. They are awarded National Statistics status following an assessment by the UK Statistics Authority's (UKSA) regulatory arm. The UKSA considers whether the statistics meet the highest standards of Code compliance, including the value they add to public decisions and debate.

These accredited official statistics were independently reviewed by the Office for Statistics Regulation in March 2013. They comply with the standards of trustworthiness, quality and value in the Code of Practice for Statistics and should be labelled 'accredited official statistics'.

It is the Ministry of Justice's responsibility to maintain compliance with the standards expected for National Statistics. If we become concerned about whether these statistics are still meeting the appropriate standards, we will discuss any concerns with the UKSA promptly. National Statistics status can be removed at any point when the highest standards are not maintained, and reinstated when standards are restored.

## **Contact points for further information**

Press enquiries should be directed to the Ministry of Justice press office: Tel: 020 3334 3536 Email: [newsdesk@justice.gov.uk](mailto:newsdesk@justice.gov.uk)

Other enquiries about these statistics should be directed to:

**Eric Nyame**  
Public Protection Group  
HM Prison and Probation Service  
8th Floor  
102 Petty France  
London  
SW1H 9AJ

General enquiries about Restricted Patients statistics can be e-mailed to: [MHCSMailbox@justice.gov.uk](mailto:MHCSMailbox@justice.gov.uk)

General enquiries about the statistical work of the Ministry of Justice, or requests for alternative formats of this publication can be e-mailed to: [statistics.enquiries@justice.gov.uk](mailto:statistics.enquiries@justice.gov.uk)

General information about the official statistics system of the UK is available from: <https://www.statisticsauthority.gov.uk/>

Ministry of Justice publishes data relating to offender management in England and Wales. Equivalent statistics for Scotland and Northern Ireland can be found at: <https://www.gov.scot/collections/crime-and-justice-statistics/>  
<https://www.justice-ni.gov.uk/topics/prisons>

This publication and associated spreadsheet files are available for download at: <https://www.gov.uk/government/collections/restricted-patients-statistics-england-and-wales>



© Crown copyright 2020

This publication is licensed under the terms of the Open Government Licence v3.0 except where otherwise stated. To view this licence, visit [nationalarchives.gov.uk/doc/open-government-licence/version/3](http://nationalarchives.gov.uk/doc/open-government-licence/version/3) or write to the Information Policy Team, The National Archives, Kew, London TW9 4DU, or email: [psi@nationalarchives.gov.uk](mailto:psi@nationalarchives.gov.uk)