



Ministry  
of Justice

# **HM Prison and Probation Service Offender Equalities Annual Report**

**2022/23**

Ministry of Justice  
Official Statistics Bulletin

Published 30 November 2023

## Statistician's comment

As in previous years, the prison population has remained as majority male, white, in their 30s, heterosexual and following the Christian faith. There was a 17% increase in the transgender prison population this year, with 268 transgender prisoners recorded in March 2023. Similar to last year's figures, most transgender prisoners were legally male, white and held in the men's prison estate.

There was a drop in mother and baby unit applications this year compared to last year. However, keeping to the trend of previous years, more than half of applications were approved. This report shows new data on the protected characteristics of pregnant prisoners (found in Chapter 3).

On the topic of incentives for prisoners this year, those self-declaring as Muslim had the lowest proportion on Enhanced Incentives status. For accredited programmes this year, starts and completions have recovered to pre-pandemic levels. We have also published accredited programmes by sexual orientation for the first time this year where 96% of prisoners on a programme self-reported as heterosexual.

Further prison and probation equalities data is routinely published in four other statistical releases: the Offender Management Statistics Quarterly, the Safety in Custody Statistics Bulletin, Deaths of Offenders in the Community and Proven Reoffending Statistics. Each source includes written commentary and data tables relating to various protected characteristics. Details of what is covered can be found in Chapter 6 at the end of this report.

<b>Introduction</b>	5
<b>1. Prison Population</b>	6
<b>2. Transgender Prisoners</b>	8
<b>3. Mother and Baby Units and Pregnant Prisoners</b>	11
<b>4. Incentives</b>	16
<b>5. Accredited Programmes for Offenders in Custody</b>	19
<b>6. Links to equalities data sources formerly included in this report</b>	23
<b>Further information</b>	31

## **Products published to accompany the HMPPS Offender Equalities Annual Report 2022/23**

The following products are published as part of this release:

- An annual report, containing commentary on key trends over time for protected characteristics.
- A technical guide, providing further information on how the data are collected and processed; alongside relevant legislative or operational information relating to the topic area.
- A set of tables for each chapter, giving national trends over time; and covering key topic areas in this bulletin.

## Introduction

HM Prison and Probation Service (HMPPS) is an executive agency of the Ministry of Justice; with the goal of helping prison and probation services work together to manage offenders through their sentences. HMPPS replaced the National Offender Management Service (NOMS) on 1 April 2017.

The HMPPS Offender Equalities 2022/23 report contains the latest information on progress and achievements pertaining to equalities objectives, as stated in the Equality Act 2010.

The Equality Act 2010 lists nine protected characteristics:

- Age
- Disability
- Gender reassignment
- Marriage and Civil partnership
- Pregnancy and maternity
- Race
- Religion or Belief
- Sex
- Sexual orientation

This report focuses on those protected characteristics where data are collected and are of sufficient quality for statistics to be meaningful. In general, this report is limited to analysis on sex, age, race (ethnicity), religion or belief, marriage and civil partnership, gender reassignment and sexual orientation for these reasons. Where data are available for other protected characteristics at sufficient quality and with sufficient coverage to be meaningful, they are also presented and considered.

The report presents some analysis by individual characteristic and is meant to serve as a guide for further research. In many cases, more than one factor (e.g. age and another protected characteristic, criminal history, socio-economic) might have an effect on an outcome.

Data presented in this report have been drawn from administrative IT systems and data collections. Although care is taken when processing and analysing the data, the level of detail collected is subject to the inaccuracies inherent in any large-scale recording system.

This publication no longer includes information on breach rates for offenders on Community Orders and Suspended Sentence Orders, due to inconsistencies in data recording.

# 1. Prison Population

---

## **Males comprised 96% of the prison population**

Proportionally males make up 96% of the total prison population and females 4%. Since pre-COVID (2019) the female prison population has decreased by 13% (from 3,832 to 3,315 prisoners) and the male population has increased by 3% (78,802 to 81,057 prisoners).

---

## **White<sup>1</sup> prisoners made up 66% of the remanded prison population and 74% of the sentenced prison population**

On 31 March 2023, prisoners who self-declared as being from a black or black British ethnic background made up 14% of the remand prison population and 12% of the sentenced population. Prisoners who declared their ethnicity as Asian or Asian British, represented 10% of remand and 8% of sentenced prisoners.

---

## **The majority (33%) of prisoners were in the 30 to 39 age group**

As at 31 March 2023, the second largest group were in the 40 to 49 age group which covered 20% (16,778) of the prison population. Since pre-COVID (2019) there has been a decrease in the younger age groups, with a 46% decrease in the 15-17 age group. Over the same period there has been increases in the older age groups, such as a 15% increase in the 40-49 group.

---

## **Almost half (45%) of the prison population that specified a religion or belief self-identified as being Christian in March 2023**

As of 31 March 2023, 31% (26,328) prisoners identified as having no religion and 18% (14,991) identified as a Muslim.

---

## **In the latest quarter, 97% of prisoners who declared a sexual orientation reported that they were heterosexual**

This is broadly comparable with trends reported over the past ten years.

---

Data for prisoner protected characteristics summarised here relating to sex, age, ethnicity and religion or belief are published in Offender Management Statistics Quarterly (OMSQ). OMSQ is available at: <https://www.gov.uk/government/statistics/offender-management-statistics-quarterly-october-to-december-2022>. This chapter therefore adds only a breakdown of data on sexual orientation of the prison population in England and Wales which has not been published elsewhere.

## **97% of prisoners who recorded a sexual orientation declared that they were heterosexual (Tables 1.2 and 1.3)**

Of prisoners who declared their sexual orientation<sup>2,3</sup> 97% (68,549) identified as heterosexual. gay/lesbian and bisexual offenders accounted for 1.3% (928) and 1.4% (1022), of the total prison

---

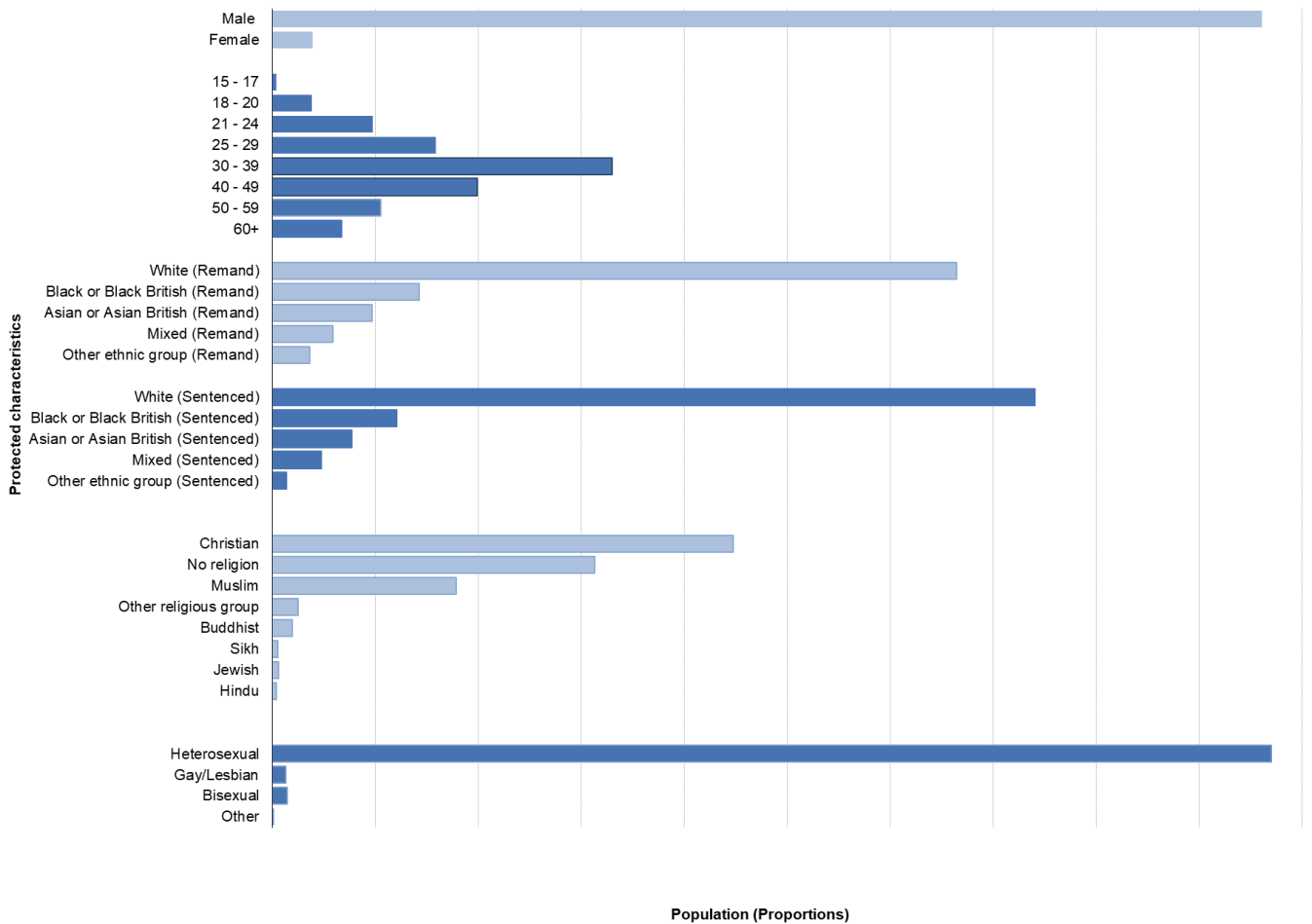
<sup>1</sup> The ethnicity "white" includes white British/ Welsh/Scottish/Northern Irish, Irish, Gypsy and Irish Traveller.

<sup>2</sup> Sexual orientation is self-reported by prisoners, and likely to be under-reported. Data are drawn from internal Management Information and therefore differs from other population totals.

<sup>3</sup> The declaration rate for sexual orientation was 84%, based on an average of the prison population taken over the quarter (between January and March 2023).

population respectively. Those who identified as “Other”<sup>4</sup> comprised 0.2% (143) of the total population. These proportions were calculated excluding individuals whose sexual orientation is stated as “Refusal/Not Disclosed” or “Not Known”.

**Figure 1.1: Prison Population by Protected Characteristic, England and Wales, 2022/2023**  
 (Source: OMSQ/HMPPS Performance Hub, Tables 1.1 and 1.2)



<sup>4</sup> It is not possible to provide information about the “Other” category.

## 2. Transgender Prisoners

---

### **There were 268 transgender prisoners in the 2023 data collection**

This was an increase on the figure of 230 recorded in 2022.

---

### **Most reported their legal gender as male**

225 prisoners reported their legal gender as male, 43 as female.

---

### **There were 25 transgender prisoners from an ethnic minority background**

Where ethnicity was known, 10% of the transgender prison population were from an Ethnic Minority background, which is at the same level as the population in 2022.

---

### **There were 13 prisoners known to have a Gender Recognition Certificate**

This is up from 11 on 31st March 2022.

---

### **Most transgender prisoners were in the men's estates**

220 transgender prisoners were in the male estate and 48 were in the female estate.

---

For the purposes of this report, transgender prisoners are defined as those individuals known within prison to be currently living in, or presenting in, a gender different to their legal gender<sup>5</sup> and who have had a local case board (as defined by 'The Care and Management of Individuals who are Transgender' policy framework<sup>6</sup>) and are known to the diversity and inclusion lead within the individual prison where they are housed.

Prisoners who have a full Gender Recognition Certificate (GRC) are excluded from any analysis within this report. Only an overall count is provided to ensure compliance with the Gender Recognition Act 2004<sup>7</sup>. Statistics on the number of applications to the Gender Recognition Panel are published in Tribunals Statistics Quarterly at [www.gov.uk/government/collections/tribunals-statistics](http://www.gov.uk/government/collections/tribunals-statistics).

The figures reported in this bulletin give an estimate of the number of transgender prisoners and are likely to underestimate the true number. This is because some transgender prisoners, both with and without GRCs, may not have declared that they are transgender or had a local case board.

---

<sup>5</sup> Legal gender is the gender recorded on a person's birth certificate, or on their Gender Recognition Certificate where they have acquired one.

<sup>6</sup> This 2019 framework was revised in February 2023 so that transgender women and women with GRCs who retain their birth anatomy and/or have committed violent or sexual offences cannot be held in the general women's estate, unless an exemption is granted by a Minister.

<sup>7</sup> A count of the number of prisoners with a GRC was collected for the first time in 2021. The Gender Recognition Act 2004 makes it an offence to disclose that someone has a GRC, so it was necessary to ensure that prisoners' anonymity was maintained. Therefore, no information on the prisoners' other personal characteristics was collected, only the total number of these prisoners.



Additionally, the prison population is dynamic, meaning prisoners may have entered or left prison outside the time period of the data collection.

Details of the number of transgender prisoners were provided by Equalities Representatives in public and private prisons in England and Wales, on 31<sup>st</sup> March 2023. This predates the implementation of changes introduced in the 'The Care and Management of Individuals who are Transgender' policy framework<sup>8</sup> in February 2023.

## **Legal Gender and Gender Identity**

There were 268 prisoners living in, or presenting in, a gender different from their legal gender and who have had a local case board. Of these, 225 reported their legal gender as male, 43 reported their legal gender as female.

When asked about the gender with which the prisoner identified from the following categories, 203 identified as transgender female<sup>9</sup>, 41 as transgender male<sup>10</sup>, 14 as non-binary<sup>11</sup> and 10 self-identified in a different way or did not provide a response.

There were 13 prisoners known to have a Gender Recognition Certificate as of 31<sup>st</sup> March 2023. These prisoners are not included in the transgender prisoner totals presented in this report.

## **Prison Establishments and Gender Identity**

80 of the 123 public and private prisons (65%) in England and Wales said that they had one or more transgender prisoners.

Of the 268 transgender prisoners:

- 48 were in female prisons, 5 self-identified as transgender female, 41 self-identified as transgender male. The remaining 2 self-identified as non-binary, in a different way, or did not provide a response.
- 220 were in male prisons, 198 self-identified as transgender female, 0 self-identified as transgender male. The remaining 22 self-identified as non-binary, in a different way, or did not provide a response.

---

<sup>8</sup> <https://www.gov.uk/government/publications/the-care-and-management-of-individuals-who-are-transgender>

<sup>9</sup> Transgender females for this collection are defined as prisoners with a legal gender of male who identify as female.

<sup>10</sup> Transgender males are defined as prisoners with a legal gender of female who identify as male.

<sup>11</sup> Beginning with the 2021 collection, "non-binary" is presented as a category for the gender within which the prisoner identifies. Not all individuals who identify as non-binary are managed via Local Case Boards, so this is likely to result in an undercount of the number of non-binary individuals in the prison estate. Non-binary prisoners are managed in part of the prison estate which matches their legal gender.

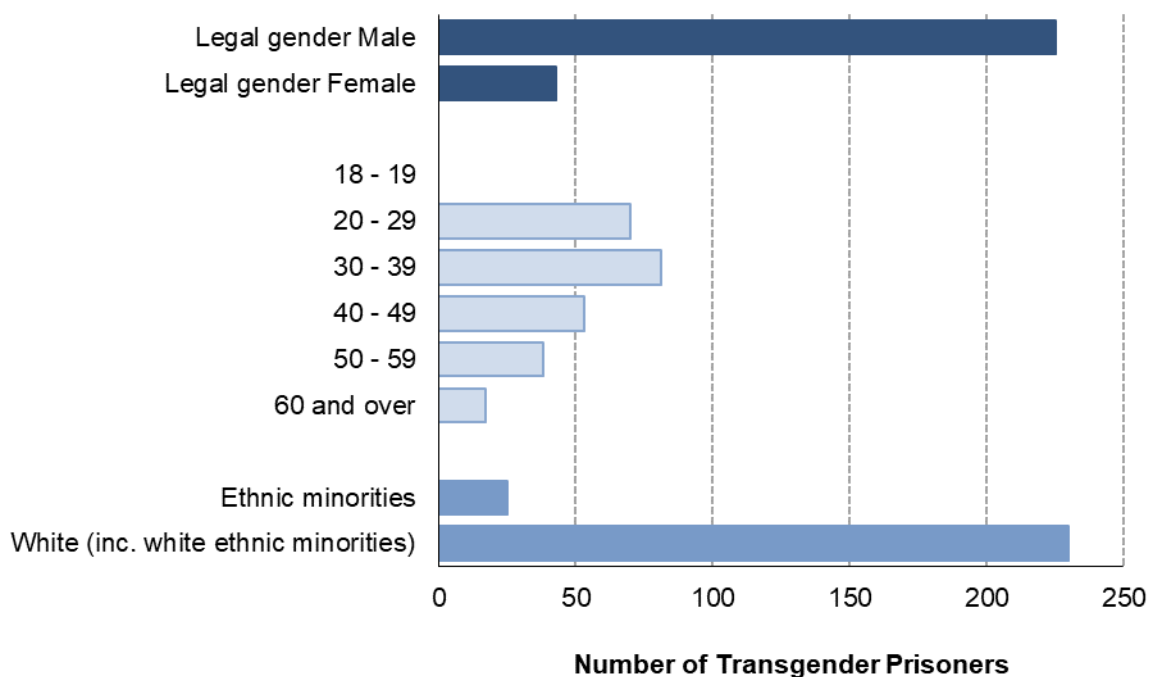
## Age and Ethnicity

25 of the 268 transgender prisoners reported they were from an ethnic minority (excluding white ethnic) background and 230 were from a white (including white ethnic) background. There were 13 transgender prisoners who chose not to disclose their ethnicity. The proportion of transgender prisoners from ethnic minority backgrounds (excluding white minority ethnic) was 10% in 2023, the same level as for 31<sup>st</sup> March 2022.

Most self-declared transgender prisoners were aged 20 – 29 and 30 – 39, with 70 and 81 prisoners respectively in each group in the 2023 data collection. 31% of the transgender prison population where age was reported, were aged between 30 – 39 years on 31<sup>st</sup> March 2023, an increase compared with 24% on the same date in 2022. The distribution across age ranges was broadly similar compared with last year, although there was a fall in the percentage of prisoners in the 40 – 49 years age category, from 23% in 2022 to 20% in 2023.

Based on this exercise, there were 3.2 transgender prisoners reported per 1,000 prisoners in custody on 31<sup>st</sup> March 2023, an increase from 2.9 per 1,000 on 31<sup>st</sup> March 2022. The transgender prison population increased by 17% compared with 6% for the prison population over the same period.

**Figure 2.1: Number of Transgender Prisoners by protected characteristic, 31<sup>st</sup> March 2023**  
(Source: Table 2.1)



### 3. Mother and Baby Units and Pregnant Prisoners

---

#### **There was a slight drop in applications to MBUs in the 12 months to March 2023**

80 applications were received for admission into an MBU for 2022/2023, last year there were 85 applications, a 6% decrease.

---

#### **The majority of MBU applications were approved**

Of the 55 applications approved or refused by a board, 40 of them were approved (73%) and 15 were refused (27%).

---

#### **There were more white pregnant prisoners than women from an ethnic minority**

In the 12-months to March 2023, 30 white pregnant prisoners had their applications approved (in total there were 57 applications from this group). 9 of the applications were from women with an ethnic minority background were approved (20 in total).

---

#### **There were slightly more pregnant prisoners aged 30 or younger**

21 of applications were approved from pregnant prisoners in the 30 or younger age group (out of 41 total applications). From those women aged over 30, 18 of their applications were approved, out of 36 total applications.

---

#### **Most applications came from pregnant prisoners with a Christian faith**

During the latest year, women who self-identified as having the Christian faith made 39 applications to MBUs, 19 of which were approved. 27 came from those with no religion and 10 came from those with another faith.

---

#### **The majority of pregnant prisoners are over 30 and white**

Pregnant prisoners tended to be aged over 30 (57% of pregnant prisoners) and from a white ethnic group (81% of pregnant prisoners).

---

A Mother and Baby Unit (MBU) is a designated separate accommodation unit within a women's prison which enables mothers, where appropriate, to have their children with them. Women who are pregnant or who have children under the age of 18 months can apply for a place in an MBU<sup>12</sup>. General statistics on women in MBUs can be found in the HMPPS Annual Digest 2022/23<sup>13</sup>. This report provides details of the protected characteristics of women making applications to MBUs and the outcome of the application.

There are currently 6 MBUs in operation across the women's prison estate in England and Wales which provide an overall total capacity of 64 places for mothers. However, there are a total of 70 places for babies to allow for twins and multiple births.

It should be noted that:

---

<sup>12</sup> Further details about the MBU admissions process are given in the Guide.

<sup>13</sup> HMPPS Annual Digest, April 2022 to March 2023 - GOV.UK ([www.gov.uk](http://www.gov.uk))

- Multiple applications can be submitted by one woman<sup>14</sup>.
- Recommendations on applications (e.g. an approval or refusal) may not be made in the same reporting year as the application was received.
- Not all applications will receive a recommendation, as the application may not proceed for a number of reasons (e.g. a woman may withdraw her application or leave custody).
- An approval to an MBU does not mean that a mother and baby/babies will be received into an MBU, as alternative arrangements could be made for care after the application is submitted.
- An application may be refused for several reasons, for example due to an interim Care Order by Children's Services. All recommendations are based on evidence of what is in the best interests of the baby/babies in each case, in consultation with the relevant professionals and partner agencies.
- Every effort is made to ensure admissions processes are administered in a timely fashion to ensure any anxiety is reduced for applicants, however unavoidable delays might arise in some cases. For example, where an assessment is being carried out by Children's Services.

## Applications to Mother and Baby Units

In the 12-months ending March 2023, 80 applications were received for admission into an MBU; 6% fewer applications than in the previous year when 85 applications were received. Of the 55 applications which resulted in a recommendation from an Admissions Board, 40 (73%) were approved.

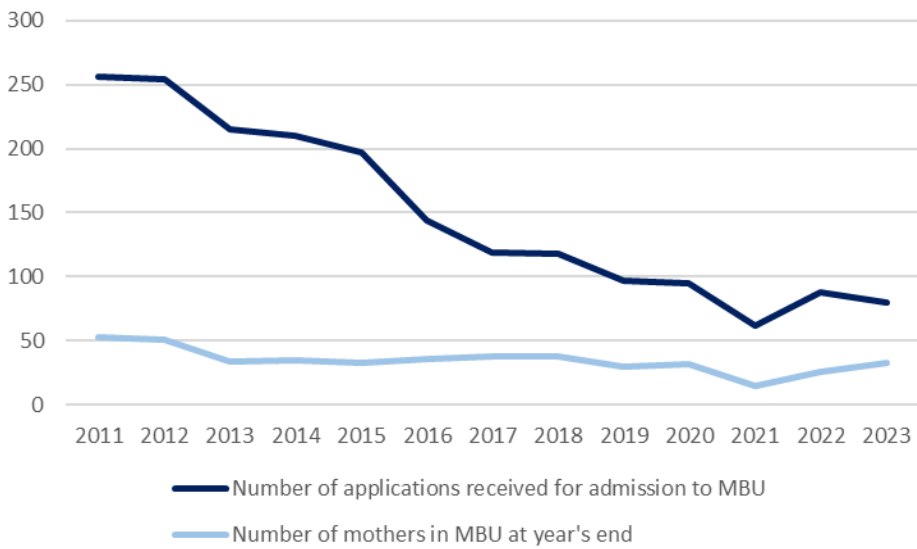
Figure 3.1 shows the number of MBU applications and mothers in MBUs at the end of each year from 2011 to 2023. The female prison population has decreased in the same time period with 4,218 in March 2012 to 3,315 women in March 2023<sup>15</sup>.

### Figure 3.1: Number of applications received to an MBU, England and Wales, for the years 2011 to 2023 (Source: Table 3.1)

---

<sup>14</sup> Multiple applications can be submitted by one woman over the duration of the financial year period; therefore, application volumes will usually be higher than counts for individual mothers.

<sup>15</sup> Offender management statistics quarterly - GOV.UK ([www.gov.uk](http://www.gov.uk))

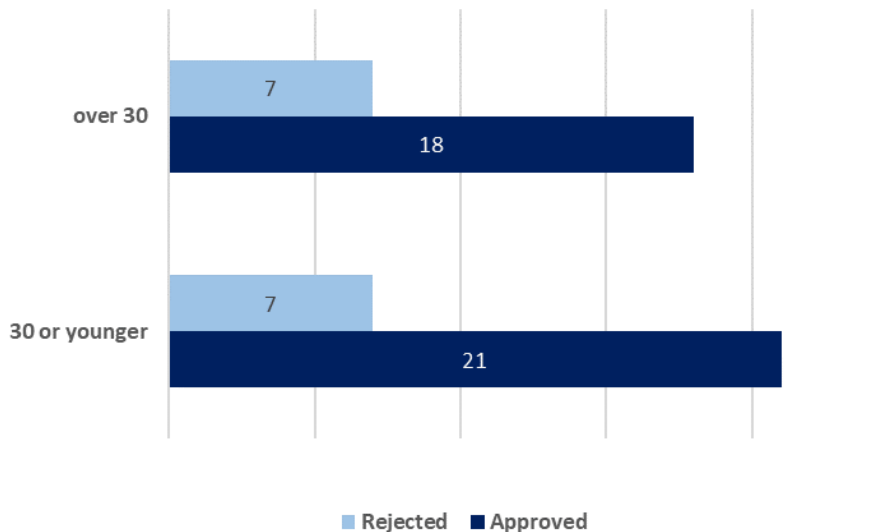


### Applications and approvals for Mother and Baby Units and age group

In the 12-months ending March 2023, most applications came from women aged 30 and under (41 of the 80 applications, or about 51%). 28 of these applications received a recommendation from the Admissions Board and, of those that received a recommendation, 21 were approved.

There were 36 applications from women aged over 30 years and 25 of these received a recommendation from the Admissions Board and 18 were approved.

**Figure 3.2: Number of applications approved and refused to an MBU, by age group, England and Wales, the 12-months ending March 2023 (Source: Table 3.2)**

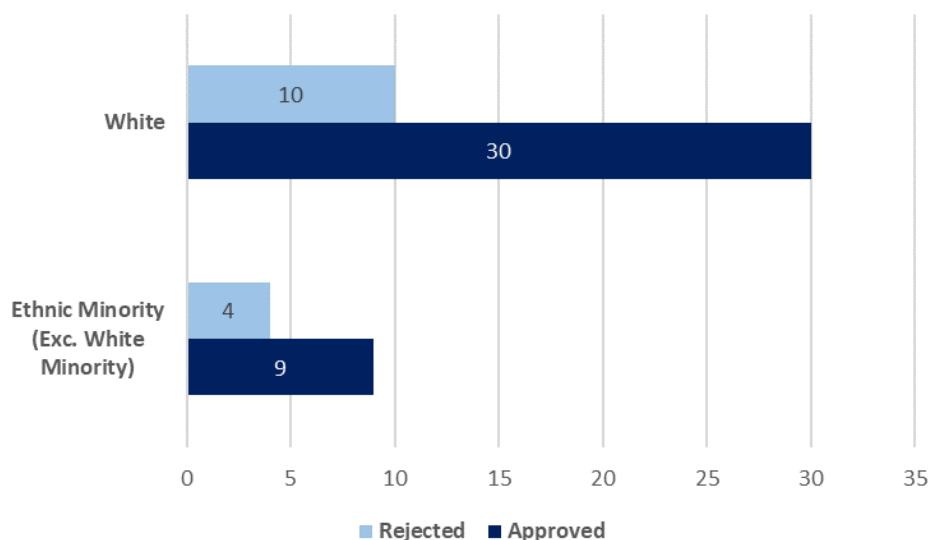


### Applications and approvals for Mother and Baby Units and ethnicity

In the year to March 2023, of the 80 applications made to Admissions Boards, 57 were from women with a white ethnic background and 20 were from women with a minority ethnic background<sup>16</sup>.

30 of the applications from women of a white ethnic background were approved by the Board. 9 of the applications from women of an ethnic minority background were approved.

**Figure 3.3: Number of applications approved and refused to an MBU, by ethnicity, England and Wales, the 12-months ending March 2023 (Source: Table 3.2)**



### Applications and approvals for Mother and Baby Units and religion

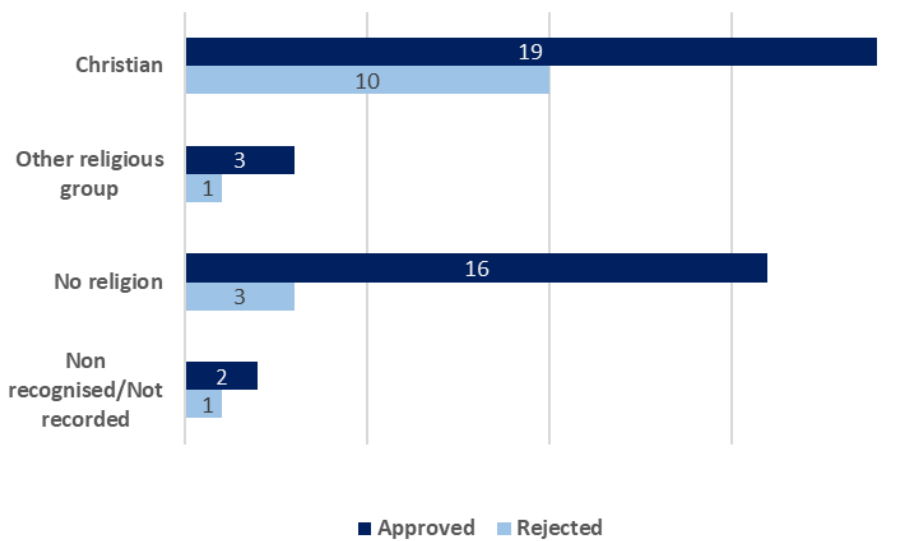
In the 12-months ending March 2023, the highest number of applications made were from those self-identifying as having Christian faith or no religion, accounting for 39 and 27 applications respectively.

Out of the applications which received a recommendation from the board, 16 were approved for women who self-identified as having no religion. Among women who self-identified as having a Christian faith, 19 applications were accepted.

**Figure 3.4: Number of applications approved and refused to an MBU, by religion, England and Wales, the 12-months ending March 2023 (Source: Table 3.2)**

---

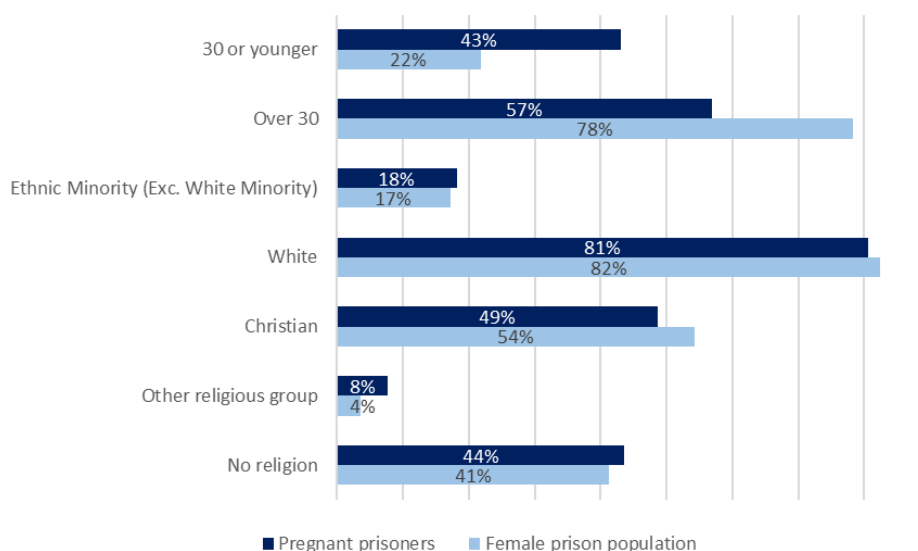
<sup>16</sup> One woman had her ethnicity recorded as unknown.



### Pregnant prisoners

A larger proportion of pregnant prisoners were aged over 30 (57%) compared to the 30 or younger group (43%) in the year ending March 2023. The vast majority of pregnant prisoners were white (82%). 82% of the wider female prison population were white<sup>17</sup>. 18% were from an ethnic minority group (17% of the female prison population are from an ethnic minority) and the remaining not recorded.

**Figure 3.5: Number of prisoners by protected characteristics, England and Wales, in the 12-months ending March 2023 (Source: Table 3.3)**



<sup>17</sup> Offender Management Statistics Quarterly for the quarter ending March 2023: <https://www.gov.uk/government/statistics/offender-management-statistics-quarterly-january-to-march-2023>

## 4. Incentives

---

### **Prisoners from black or black British, mixed, and “other” ethnic groups were more likely to be on a Standard Incentives status**

On 31 March 2023, 55%, 49% and 47% respectively of prisoners from “other” ethnic groups, mixed ethnicity and black or black British ethnicity were on a Standard Incentives status. This compares with 44% for prisoners who identified as Asian and Asian British and 45% for white ethnicity prisoners.

---

### **The proportion of prisoners on a Standard Incentives status decreases with age**

67% of prisoners aged between 18-20 were on Standard Incentives status compared with 30% for prisoners aged 60 and over.

---

### **A higher proportion of male than female prisoners were on Enhanced (initial) Incentives status**

45% of female prisoners compared with 50% of male prisoners were on an Enhanced (initial) Incentives status.

---

### **Prisoners self-declaring as Muslim had the lowest proportion of prisoners on Enhanced (initial) Incentives status, at 46%**

Buddhist prisoners and those with “any other” religion, were the most likely to be on Enhanced (initial) Incentives status, 66% and 61% respectively.

---

### **The proportion of heterosexual prisoners on Enhanced (initial) Incentives was lower than for gay/lesbian or bisexual prisoners**

50% of heterosexual prisoners compared with 61% of gay/lesbian and 60% of bisexual prisoners were on Enhanced (initial) Incentives status.

---

An incentives scheme (formerly known as Incentives and Earned Privileges - IEP) was introduced in 1995 with the expectation that prisoners would earn additional privileges through demonstrating responsible behaviour and participation in work or other constructive activity. It allowed prisoners to earn privileges through good behaviour and engagement in the regime and rehabilitation. Privileges could also be lost through poor behaviour. The IEP scheme operated on four levels: Basic, Entry, Standard and Enhanced (initial), until August 2019 when Entry level was abolished. It was replaced by the Incentives Policy Framework in January 2020. The new policy has a greater focus on incentivising positive behaviour, providing consistency in key areas, whilst giving governors greater flexibility to tailor incentives to the local needs and challenges in their prison. This year saw the introduction of Enhanced (extended), which is a level above Enhanced (initial).

Prisoners typically start on Standard level, and positive behaviour can be rewarded with progression to Enhanced (extended), while poor behaviour can result in prisoners being placed on Basic – with the associated increase or reduction in privileges. Basic level provides access to the safe, legal and decent requirements of a normally running regime.

### **General incentives trends (Source: Table 4.1)**

On 31 March 2023:

- 46% of the prisoner population had Standard incentives status and 50% had Enhanced (initial) status, 4% had Basic status and less than 1% had Enhanced (extended) status.



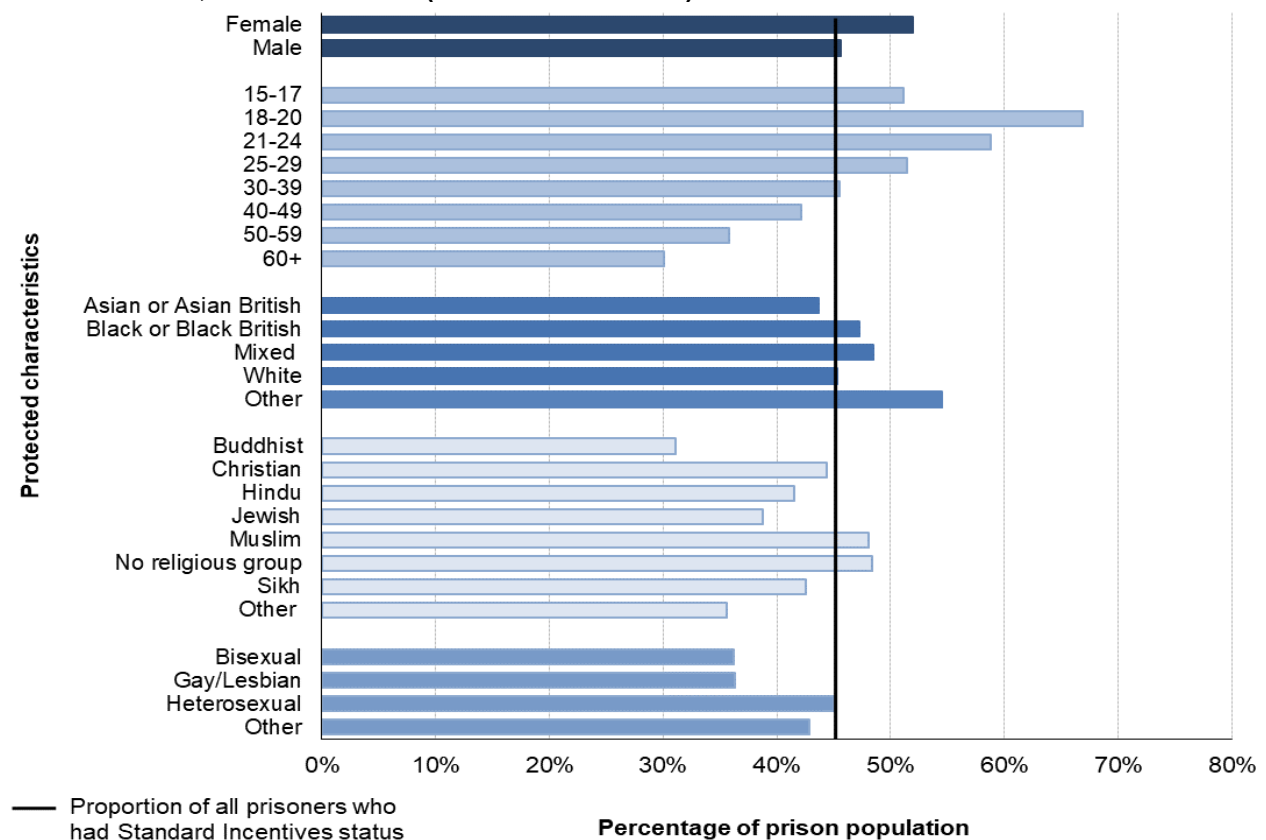
- The proportion of prisoners with Enhanced (initial) status has been rising since March 2016, when 36% of prisoners had Enhanced (initial) status.
- This year saw the introduction of Enhanced (extended) status. Less than 1% (0.4) of the population had this status.

### Prisoners with Standard incentives status (Table 4.1, Figure 4.1)

On 31 March 2023:

- Female prisoners were more likely to have a Standard Incentives status (52%) compared to male prisoners (46%).
- Prisoners in the 18-20 age group had the largest percentage of individuals on Standard Incentives status (67%), compared to those in the 60 and over age group who had the lowest percentage of individuals on a standard incentive's status (30%).
- Other ethnicity, mixed ethnicity and black or black British ethnicity prisoners had the highest proportions of prisoners on Standard Incentives status, at 55%, 49% and 47% respectively. This was higher than for Asian and Asian British and white prisoners (44% and 45% respectively) at the same point in time.
- Prisoners with a Muslim religion and those with no religious group had the highest proportions of individuals with a Standard Incentives status at 48% each.
- Heterosexual prisoners had the highest proportion of Standard Incentives status at 45%

**Figure 4.1: Percentage of prisoners with Standard incentives status split by protected characteristic, 31 March 2023 (Source: Table 4.1)**

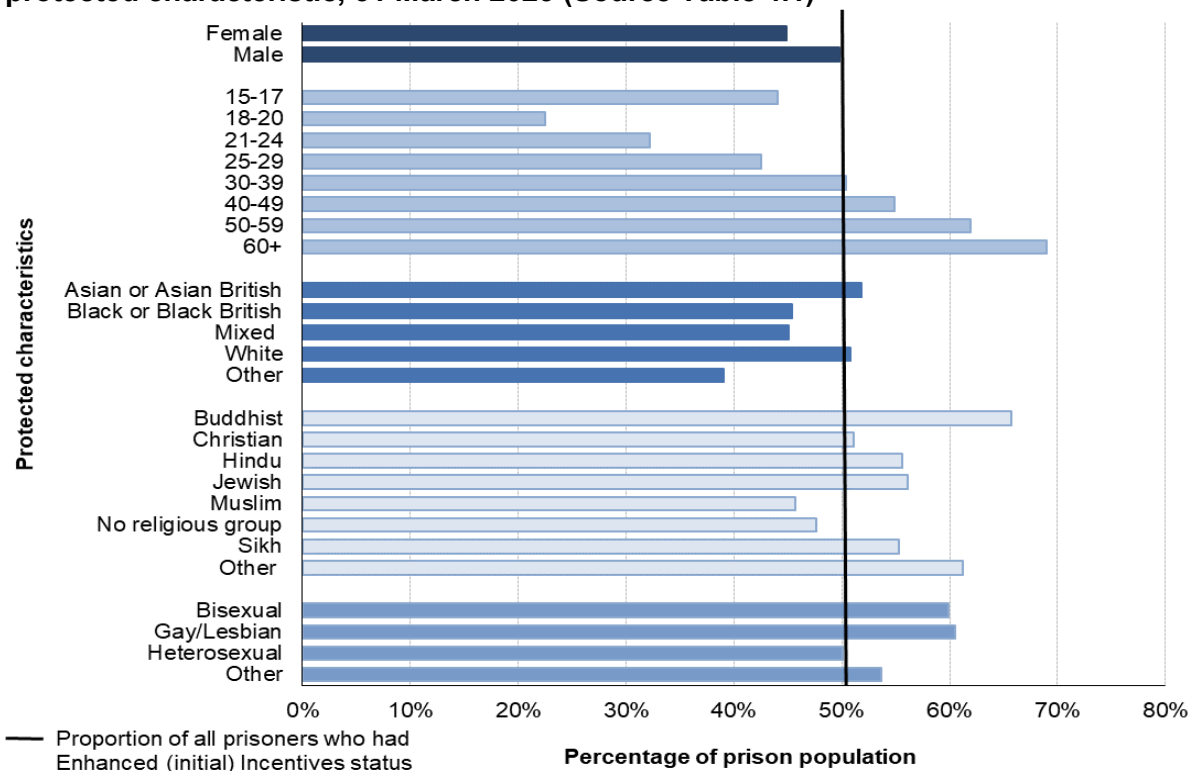


**Prisoners with Enhanced (initial) incentives status (Table 4.1, Figure 4.2)**

On 31 March 2023:

- There was a higher proportion of male prisoners (50%) with Enhanced (initial) incentives status than female (45%).
- With the exception of those aged between 15-17 years old, where 44% are on enhanced (initial) status, the proportion of prisoners with an Enhanced (initial) Incentives status increased with age for those aged 18 and over, with 23% of prisoners aged 18-20 and 69% of those aged 60 and over having an Enhanced (initial) incentives status.
- Asian or Asian British and white ethnic group prisoners had the highest proportion of individuals on Enhanced (initial) Incentives status; 52% and 51% respectively. The proportion of prisoners with an Enhanced (initial) Incentives status was lowest in the other ethnic group at 39%. Black or black British and mixed ethnic groups had 45% each.
- Prisoners who self-declared as having either other religious belief or Buddhist faith had the highest proportion of prisoners on Enhanced (initial) Incentives status at 61% and 66% respectively. Prisoners who declared their religious belief as Muslim had the lowest proportion of individuals with an Enhanced (initial) Incentives status at 46%.
- The proportion of prisoners with an Enhanced (initial) Incentives status was highest among those whose sexual orientation was reported as gay/lesbian (61%) and other (54%), for individuals who self-declared as bisexual it was 60%. The proportion was lowest for heterosexual prisoners (50%).

**Figure 4.2: Percentage of prisoners with Enhanced (initial) incentives status split by protected characteristic, 31 March 2023 (Source Table 4.1)**



## 5. Accredited Programmes for Offenders in Custody

---

### **Of offenders starting an accredited programme, 97% were male and 3% were female**

In the 12-months ending March 2023, there were 4,820<sup>18</sup> accredited programme starts. Male offenders started 4,573 accredited programmes. The number of starts for female offenders was 146, making up 3% of the total number of starts. The proportion of the overall prison population who were female was 4% on 31<sup>st</sup> March 2023.

---

### **Of all accredited programme starts, 36% (1,709) of offenders were aged between 30 to 39 years**

62% (1,063) of starts across this age group were for general offending programmes.

---

### **Of all accredited programme starts, 75% were offenders from a white ethnic background (including white ethnic minorities)**

Offenders in custody from an ethnic minority (excluding white ethnic minorities) background comprised 25% (1,184) of programme starts.

---

### **There were 4,135<sup>19</sup> accredited programme completions<sup>20</sup> in the financial year ending March 2023**

Male offenders made up 97% (3,947) of the total number of completions and females in custody comprised 3% (114) of all completions.

---

### **Of all accredited programme completions, 46% were individuals identifying as having a Christian religion**

Offenders with a Christian faith comprised 46% each of all individuals who completed a general offending, sexual offending or violence programme. 32% of starts were for offenders who had no religion or belief.

---

### **Of all offenders completing accredited programmes in custody, 86% of individuals were single, not married and not in a civil partnership**

7% were married or in a civil partnership, whilst 4% identified as cohabiting.

---

### **96% (3,554) of offenders completing a programme self-reported their sexual orientation as heterosexual**

2% (83) identified as bisexual.

---

Accreditation is a system for ensuring that treatment programmes offered to offenders, which aim to reduce reoffending, have a proper theoretical basis and are designed in accordance with the 'What Works' literature.

HMPPS commissions a range of accredited programmes<sup>21</sup>; varying in length, complexity and mode of delivery. Programmes have been developed to target the particular risks and needs for different types of offending behaviour. To achieve accreditation, programmes must be assessed to make sure they are targeting the right people, focusing on the right things, and being delivered in a way that is most likely to reduce reoffending. All HMPPS-commissioned accredited programmes are subject to quality assurance processes to ensure programme integrity is maintained and developed.

---

<sup>18</sup> There were 101 starts where gender was not known.

<sup>19</sup> There were 75 completions where gender was not known.

<sup>20</sup> Total volumes over the financial year for starts and completions will not necessarily match. This is because an offender who completed in the current financial year might have started the programme in previous years.

<sup>21</sup> A complete list of accredited programmes for offenders in custody can be found at: [https://assets.publishing.service.gov.uk/government/uploads/system/uploads/attachment\\_data/file/114097/9/HMPPS\\_Accredited\\_Programmes.docx](https://assets.publishing.service.gov.uk/government/uploads/system/uploads/attachment_data/file/114097/9/HMPPS_Accredited_Programmes.docx)

## **Offenders who started<sup>22</sup> an Accredited Programme<sup>23</sup> (Tables 5.1 to 5.8)**

In the 12-months ending March 2023:

- There were 4,820 accredited programme starts. 62% (2,978) of these were general offending programmes and 21% were sexual offending-related programmes. Violence programmes made up 10% (469) of all starts and programmes for domestic violence comprised 6% (266) of all programme starts. 2% (96) of starts were for substance misuse programmes, while extremism programmes were less than 1% (11) of all starts. The number of starts rose this year compared with the year ending March 2022, when there were 2,297 starts; an increase of 110%. Volumes for starts have largely recovered to pre-pandemic levels.
- Male offenders made up 97% (4,573) of all accredited programme starts, while females in custody made up 3% (146) of all starts.
- 36% (1,709) of offenders starting accredited programmes were aged between 30 to 39 years and 17% (793) of starts were for offenders aged under 25. Offenders aged 60 and over comprised 3% (120) of all starts.
- Offenders in custody from an ethnic minority (excluding white ethnic minorities) background comprised 25% (1,184) of programme starts and the remaining 75% (3,510) were offenders from a white ethnic (including white ethnic minorities) background.
- 46% (2,147) of offenders who started accredited programmes in custody were Christian. One-third (33%, 1,538) of offenders who started a programme reported no religion or belief. Prisoners with a Muslim faith comprised 16% (765) of all starts.
- 87% (3,868) of all offenders starting an accredited programme were single, not married and not in a civil partnership, and 11% (472) were married or in a civil partnership or cohabiting.
- 97% (4,142) of offenders self-reported their sexual orientation as heterosexual. 2% (80) and 1% (62) identified as bisexual and gay/lesbian respectively.

## **Offenders who completed an Accredited Programme (Tables 5.9 to 5.16, Figure 5.1)**

In the 12-months ending March 2023:

- There were 4,135 programme completions, an increase of 124% compared with 1,848 completions recorded in the previous financial year. General offending

---

<sup>22</sup> Under exceptional circumstances, offenders in custody can start more than one accredited programme in any financial year. The figures presented in this chapter refer to the number of starts and might not equal the number of offenders who started any given programme during the same financial year.

<sup>23</sup> All prison accredited programmes are suitable for males; with Thinking Skills Programme (TSP), Healthy Identity Intervention (HII), Control of Violence for Angry Impulsive Drinkers (COVAID) and Building Skills for Recovery (BSR) suitable for both males and females.

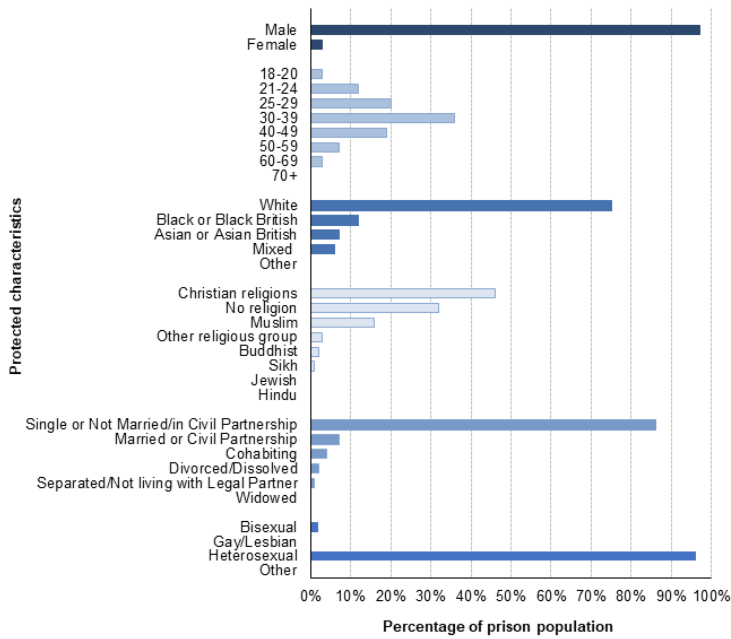
programmes accounted for 61% (2,503) of all accredited programmes completed in custody, while 22% (916) were sexual offending programmes and 10% (400) violence programme completions. Domestic violence programme completions (200) accounted for 5% of all completions. Substance misuse (92) and extremism (24) programmes made up 2% and 1% respectively of all completions.

- Of all completions, male offenders comprised 97% (3,947) and females made up 3% (114).
- 36% (1,460) of completed accredited programmes were by offenders aged 30-39. Offenders in custody aged 18-20 (133) and aged 60 and over (115) each comprised accounted for 3% of the total number of completed accredited programmes.
- While prisoners with a white ethnic (including white ethnic minorities) background accounted for 75% (3,012) of programme completions<sup>24</sup>. Offenders from an ethnic minority (excluding white ethnic minorities) background accounted for 25% (1,029) of programme completions.
- Offenders in custody with a Christian religion comprised 46% (1,854) of all accredited programme completions, while those with no religion made up 32% (1,309). Offenders of Muslim faith accounted for 16% (644) of accredited programme completions.
- 86% (3,296) of accredited programme completions were by individuals who were single, not married and not in a civil partnership. 7% (278) were married or in a civil partnership, whilst 4% (151) were by prisoners who self-identified as cohabiting.
- 96% (3,554) of offenders self-reported their sexual orientation as heterosexual. 2% (83) identified as bisexual.

---

<sup>24</sup> On 31 March 2023, 72% of the overall prison population were from a white ethnic background while 28% were from an ethnic minority (excluding white ethnic) background. Please note that the prison population count was a snapshot of the population on this date, whereas accredited programme completions data cover the full 12-month financial year period from April 2022 to March 2023.

**Figure 5.1: Completions for accredited programmes in custody by protected characteristic, 12-months ending March 2023 (Source: Tables 5.9 to 5.16)**



## 6. Links to equalities data sources formerly included in this report

Much of the equalities data which formed part of previously published editions of this report can be found in four published information sources; namely the Offender Management Statistics Quarterly, the Safety in Custody Statistics Bulletin, Deaths of Offenders in the Community and Proven Reoffending Statistics. Each source includes written commentary and data tables relating to various protected characteristics.

### **Offender Management Statistics Quarterly (OMSQ)**

The Offender Management Statistics Quarterly bulletin, October to December 2023 was released on 27 April 2023<sup>25</sup>. For all editions of this bulletin, link to: <https://www.gov.uk/government/collections/offender-management-statistics-quarterly>

Topic	Metric	Protected Characteristic breakdowns available
<b>Prison population</b> (data at 31 March)	Number of prisoners in establishments across England and Wales	<p><b>Age and sex:</b> male and female offenders by age group from 15 years of age. Use the totals, which are the sum of remand, sentenced and non-criminal prisoner populations (table 1.3)</p> <p><b>Ethnicity and sex:</b> male and female offenders by 5+1 ethnic group breakdowns and sentence type (table 1.4)</p> <p><b>Religion and sex:</b> male and female offenders by religion or belief (table 1.5)</p>
	Proportion of prison population who are sentenced	<p><b>Age and sex:</b> male and female offenders by age group from 15 years of age. Use the figures for the sentenced population only (exclude remand and non-criminal prisoner populations) to calculate proportions, excluding values for not known or not recorded. For example, to calculate the sentenced only population for male and female prisoners aged between 15 to 17 years (the numerator), the denominator would be the figure for male and female prisoners aged between 15 to 17 for the whole prison population (including remand, sentenced and non-criminal prisoners) (table 1.3)</p>
<b>Adjudications</b> (calendar year data 2023)	Adjudication outcomes: <i>Proven</i> <i>Dismissed</i> <i>Not proceeded with</i> <i>Others</i>	<p><b>Sex:</b> males and females (table A5.1)</p> <p><b>Age:</b> age group from 15 years of age (table A5.1)</p> <p><b>Ethnicity:</b> 5+1 ethnic group breakdowns (table A5.1)</p> <p><b>Religion:</b> religion or belief categories (table A5.1)</p>
	Total number of offences	

<sup>25</sup> At the time of publishing this report, the latest release of Offender Management Statistics Quarterly: April to June 2023 was released on 26<sup>th</sup> October 2023. For the purposes of comparison of figures from earlier editions of HMPPS Offender Equalities report, use the OMSQ figures from the October to December edition as outlined above, which refer to the end of the 2022/23 financial year at 31<sup>st</sup> March 2023.

Topic	Metric	Protected Characteristic breakdowns available
	Proportion of proven adjudications	
	Proportion of dismissed adjudications	
	Adjudication rates per 100 prisoners: <i>Proven</i> <i>Dismissed</i> <i>Not proceeded with</i> <i>Others</i>	<p><b>Sex:</b> males and females (table A5.1)  <b>Age:</b> age group from 15 years of age (table A5.1)  <b>Ethnicity:</b> 5+1 ethnic group breakdowns (table A5.1)</p> <p>To calculate rates per 100 prisoners, use volumes from table 6.1 as the numerator and total prison population as the denominator. For example, to calculate proven adjudications for male prisoners (the numerator) per 100 of the male prison population, use the total prison population for males only as the denominator. That is:</p> $100 * (\text{male proven adjudications} / \text{total male prison population})$
	Proven adjudications by type of offence	<p><b>Age and sex:</b> males and females by age group from 15 years of age (Adjudications .csv dataset)  <b>Ethnicity and sex:</b> males and females by 5+1 ethnic group breakdowns (Adjudications .csv dataset)  <b>Religion and sex:</b> males and females by religion or belief categories (Adjudications .csv dataset)</p> <p>Bespoke pivot tables will need to be generated to obtain this data. Ensure the outcome variable is set to "Proved" in the filters field. Select the "Offence" variable to the columns field, protected characteristics variables to the rows field and the "Count" variable to the values field of the pivot table.</p>
	Proven adjudication rates per 100 prisoners: <i>Disobedience/ disrespect</i> <i>Escape/abscond</i> <i>Unauthorised transactions</i> <i>Violence</i> <i>Wilful damage</i> <i>Other offences</i>	<p><b>Age and sex:</b> males and females by age group from 15 years of age (Adjudications .csv dataset)  <b>Ethnicity and sex:</b> males and females by 5+1 ethnic group breakdowns (Adjudications .csv dataset)  <b>Religion and sex:</b> males and females by religion or belief categories (Adjudications .csv dataset)</p> <p>Generate bespoke datasets using pivot tables from the .csv files, filtering using the instructions outlined directly above in proven adjudications by type of offence.</p> <p>To calculate rates the proven adjudication rates per 100 prisoners, follow and tailor the calculation method outlined above to fit the data. For example, for male prisoners aged between 15 to 17 years for disobedience/disrespect offence (the numerator), use the total number of male prisoners (the denominator) to generate this calculation:</p>



Topic	Metric	Protected Characteristic breakdowns available
		<i>100 * (males aged 15 to 17 proven adjudications for disobedience or disrespect offence / total male prison population)</i>
	Punishment outcomes by offence: <i>Additional days added</i> <i>Caution</i> <i>Cellular confinement</i> <i>Exclusion from associated work</i> <i>Extra work</i> <i>Forfeiture of privileges</i> <i>Removal from activity/living unit</i> <i>Stoppage of earnings</i> <i>Other</i>	<b>Sex:</b> males and females (table A5.2) <b>Age:</b> age group from 15 years of age (table A5.2) <b>Ethnicity:</b> 5+1 ethnic group breakdowns (table A5.2) <b>Religion:</b> religion or belief categories (table A5.2)
	Average number of punishments per offence	<b>Sex:</b> males and females (table A5.2) <b>Age:</b> age group from 15 years of age (table A5.2) <b>Ethnicity:</b> 5+1 ethnic group breakdowns (table A5.2) <b>Religion:</b> religion or belief categories (table A5.2)  The average number of punishments is calculated from the total number of punishments divided by the total number of offences.
	Punishment outcome rates per 100 prisoners: <i>Additional days added</i> <i>Caution</i> <i>Cellular confinement</i> <i>Exclusion from associated work</i> <i>Extra work</i> <i>Forfeiture of privileges</i> <i>Removal from activity/living unit</i> <i>Stoppage of earnings</i> <i>Other</i>	<b>Sex:</b> males and females (table A5.2) <b>Age:</b> age group from 15 years of age (table A5.2) <b>Ethnicity:</b> 5+1 ethnic group breakdowns (table A5.2) <b>Religion:</b> religion or belief categories (table A5.2)  To calculate rates, follow the calculation method as set out for proven adjudication rates per 100 prisoners; tailored to fit the data for punishment outcomes.
<b>Community Orders and Suspended Sentence Orders</b> <i>(calendar year data for COs and SSOs; data at 31 December for previous cautions and convictions data)</i>	Offenders supervised by the Probation Service, at end of period, under Community Orders (COs)	<b>Age and sex:</b> males and females by age group from 18 years of age (table A4.16) <b>Ethnicity and sex:</b> males and females by ethnic group breakdowns (Chinese ethnicity persons are included in the Other ethnicity category) (table A4.17)
	Offenders supervised by the Probation Service, at end of period, under Suspended Sentence Orders (SSOs)	<b>Age and sex:</b> males and females by age group from 18 years of age (table A4.16) <b>Ethnicity and sex:</b> males and females by ethnic group breakdowns (Chinese ethnicity persons are included in the Other ethnicity category) (table A4.17)
	Offenders under supervision by the Probation Service, at end of period by number of previous cautions or convictions ( <i>number groupings for previous cautions or convictions are: 0, 1-2, 3-6, 7-10, 11-14, 15 or more</i> )	<b>Age and sex:</b> males and females by age group from 15 years of age (categories are 15-17, young adults 18-20, adults) (usually table A4.21 – contact <a href="mailto:statistics.enquiries@justice.gov.uk">statistics.enquiries@justice.gov.uk</a> for more information)

<b>Release on Temporary Licence</b> <i>(calendar year Prison Releases data)</i>	Incidences of release on temporary licence	<b>Ethnicity and sex:</b> male and female by 5+1 ethnic group breakdowns (table A3.8)
	Individuals released on temporary licence	<b>Ethnicity and sex:</b> male and female by 5+1 ethnic group breakdowns (table A3.8)
	Incidences of release on temporary licence: <i>Special Purpose Licence Resettlement Day Release Resettlement Overnight Release Childcare Resettlement Release</i>	<b>Sex:</b> males and females (table A3.7)
	Individuals released on temporary licence: <i>Determinate sentences Indeterminate sentences Recall Other sentence type</i>	<b>Sex:</b> males and females (table A3.7)
<b>Temporary Release Failures</b> <i>(calendar year Prison Releases data)</i>	Number of recorded Temporary Release Failures: Determinate sentences Indeterminate sentences	<b>Sex:</b> males and females (table A3.7)
	Failures per 100,000 incidences of release	<b>Sex:</b> males and females (table A3.7)
	Number of recorded Temporary Release Failures	<b>Ethnicity and Sex:</b> male and female by 5+1 ethnic group breakdowns (table A3.8)
<b>Home Detention Curfew (HDC)</b> <i>(calendar year Prison Releases data)</i>	Number eligible for release on HDC by sentence length: <i>Less than or equal to 6 months Greater than 6 months to less than 12 months 12 months to less than 2 years 2 years to less than 4 years</i>	<b>Sex:</b> males and females (table A3.5)
	Number released on HDC by sentence length: <i>Less than or equal to 6 months Greater than 6 months to less than 12 months 12 months to less than 2 years 2 years to less than 4 years</i>	
	Population on HDC at end of period (31 <sup>st</sup> December)	
	Number of HDC recalls by sentence length <i>Less than or equal to 6 months Greater than 6 months to less than 12 months 12 months to less than 2 years 2 years to less than 4 years</i>	<b>Sex:</b> males and females (table A3.6i)
	Number of HDC recalls by reason for recall <i>Breach of curfew conditions Inability to monitor Breach of non-curfew conditions</i>	

### ***Safety in Custody Statistics bulletin***

Safety in Custody quarterly bulletin, June 2023 was released on 26 October 2023. The bulletin contains calendar year annual tables for self-harm and assaults in prison custody in England and Wales. For all editions of this bulletin, link to: <https://www.gov.uk/government/collections/safety-in-custody-statistics>

<b>Topic</b>	<b>Metric</b>	<b>Protected Characteristic breakdowns available</b>
<b>Deaths in prison</b>	Number of deaths	<b>Sex:</b> males and females (table 1.1) <b>Age:</b> age group from 15 years of age (deaths data tool) <b>Ethnicity:</b> 5 ethnic group breakdowns (deaths data tool)  Bespoke datasets can also be generated using the pivot table in the deaths data tool.
	Deaths per 1,000 prisoners	
	Number of self-inflicted deaths	
	Self-inflicted deaths per 1,000 prisoners	
	Number of natural cause deaths	
	Natural cause deaths per 1,000 prisoners	
	Number of homicides	
<b>Self-harm</b>	Number of self-harm incidents	<b>Age and sex:</b> male and female establishment by age group from 15 years of age (table 2.3) <b>Ethnicity and sex:</b> male and female establishments, including 5+1 ethnicity breakdowns (table 2.7)
	Self-harm incidents per 1,000 prisoners	<b>Sex:</b> male establishment and female establishment breakdowns (table 2.1)

	Number of self-harm individuals	<b>Age and sex:</b> male and female establishment by age group from 15 years of age (table 2.4)
	Self-harm individuals per 1,000 prisoners	<b>Sex:</b> male establishment and female establishment breakdowns (table 2.1)
	Number of self-harm incidents per individual	<b>Sex:</b> male establishment and female establishment breakdowns (table 2.1)
<b>Assaults</b>	Number of assailants	<b>Sex:</b> male and female establishment breakdowns (table 3.2) <b>Age:</b> age groups from 15 years of age (table 3.3) <b>Ethnicity:</b> 5+1 ethnicity breakdowns (table 3.6)
	Number of fighters	<b>Sex:</b> male and female establishment breakdowns (table 3.2) <b>Age:</b> age groups from 15 years of age (table 3.3) <b>Ethnicity:</b> 5+1 ethnicity breakdowns (table 3.6)
	Number of victims	<b>Sex:</b> male and female establishment breakdowns (table 3.2) <b>Age:</b> age groups from 15 years of age (table 3.3) <b>Ethnicity:</b> 5+1 ethnicity breakdowns (table 3.6)

## ***Deaths of Offenders in the Community***

The latest available edition of the Deaths of Offenders in the Community Bulletin, annual update to March 2023, covering deaths of offenders supervised in the community by the probation service in England and Wales was published on 26 October 2023 and can be accessed at: <https://www.gov.uk/government/collections/death-of-offenders-in-the-community>

<b>Topic</b>	<b>Metric</b>	<b>Protected Characteristic breakdowns available</b>
<b>Deaths of offenders in the community</b>	Deaths of offenders in the community	<p><b>Age and sex:</b> sex by age band, from 15 years of age and NPS/CRC breakdown</p> <p><b>Ethnicity and sex:</b> sex by ethnic group (5+1, including total ethnic) and NPS/CRC breakdown</p> <p>These data are available in a data tool released alongside this publication.</p>

## ***Proven Reoffending Statistics bulletin***

The proven reoffending statistics bulletin was released on 26 October 2023. This publication will include statistics related to the cohort periods October to December 2021. For this, and previous editions of this bulletin, refer to: <https://www.gov.uk/government/collections/proven-reoffending-statistics>

<b>Topic</b>	<b>Metric</b>	<b>Protected Characteristic breakdowns available</b>
<b>Proven reoffending</b>	Proportion of offenders who reoffend (%)	<p><b>Age and sex:</b> adult and juvenile offenders by sex (table A2)</p> <p><b>Age:</b> from 10 years of age, categorised into age groups (table A3)</p> <p><b>Ethnicity:</b> Adult proven reoffending data (table A7a)</p> <p><b>Ethnicity:</b> Juvenile proven reoffending data (table A7b)</p>
	Average number of reoffences per reoffender	
	Number of reoffences	
	Number of reoffenders	
	Number of offenders in cohort	

## Other sources of equalities information

In addition to data published in this report, HMPPS and the Ministry of Justice (MoJ) publish equalities information in other sources:

- The HMPPS Staff Equalities Annual Report 2022/23 was published in a separate report on 23 November 2023. This publication includes equalities information for all civil servants employed by HMPPS. <https://www.gov.uk/government/collections/hmpps-annual-staff-equalities-report>
- The most recent edition of the Women and the Criminal Justice System 2021, which specifically focuses on the typical experiences of people who come into contact with the criminal justice system, by sex, was published on 24 November 2022. <https://www.gov.uk/government/collections/women-and-the-criminal-justice-system>
- The Ethnicity and the Criminal Justice System Statistics 2022 report will be published as a separate report on 25 January 2024. This collection of reports compiles statistics from data sources across the Criminal Justice System (CJS) in England and Wales, to provide a combined perspective on the typical experiences of different ethnic groups. <https://www.gov.uk/government/statistics/ethnicity-and-the-criminal-justice-system-statistics-2022>

## Further information

### Official Statistics

Our statistical practice is regulated by the Office for Statistics Regulation (OSR).

OSR sets the standards of trustworthiness, quality and value in the Code of Practice for Statistics that all producers of official statistics should adhere to.

You are welcome to contact us directly with any comments about how we meet these standards.

Alternatively, you can contact OSR by emailing [regulation@statistics.gov.uk](mailto:regulation@statistics.gov.uk) or via the OSR website.

Ministry of Justice publishes data relating to offender management in England and Wales.

Equivalent statistics for Scotland and Northern Ireland can be found at:

Statistics and research - gov.scot ([www.gov.scot](http://www.gov.scot))

Northern Ireland Justice Statistics

### Contact

Press enquiries should be directed to the Ministry of Justice press office:

Tel: 020 3334 3536

E-mail: [newsdesk@justice.gov.uk](mailto:newsdesk@justice.gov.uk)

Other enquiries about these statistics should be directed to:

Kate Kandasamy, Responsible Statistician

Courts and People

Ministry of Justice, 102 Petty France, London, SW1H 9AJ

E-mail: [sueper\\_stats@justice.gov.uk](mailto:sueper_stats@justice.gov.uk)

**Next Update: November 2024**

**URL:** [www.gov.uk/government/collections/prisons-and-probation-statistics](http://www.gov.uk/government/collections/prisons-and-probation-statistics)

© Crown copyright

Produced by the Ministry of Justice

Alternative formats are available on request from [sueper\\_stats@justice.gov.uk](mailto:sueper_stats@justice.gov.uk)