



Ethnicity and the Criminal Justice System Dashboard

A [web-based data visualisation tool](#) has been created alongside the report this year, allowing users to view and customise charts based on the published statistics. This dashboard should be seen as a prototype, and we hope to continue to develop it for future iterations if there is significant interest. The dashboard should be used as way to discover the data available from the Criminal Justice System and be used a launching point for further investigation.

The production team are looking to focus more on the dashboard and reduce commentary within the ECJS bulletin in the future in order to maximise the experience of our users and flexibility of analysis. Feedback on this proposal is welcomed. [Please complete the survey to contact the team.](#)



Ethnicity and the Criminal Justice System 2022




This report compiles statistics from data sources across the Criminal Justice System (CJS) in England and Wales, to provide a combined perspective on the typical experiences of different ethnic groups.

[Dashboard Contents](#) [Dashboard Discovery Page](#)


[Ethnicity and the Criminal Justice System Landing Page](#)

[Commentary](#) [Feedback Survey](#)



Statistics on Ethnicity and the Criminal Justice System, 2022

England and Wales



Last update: 25 January 2024
Next update: 27th November 2025
We hope to update the dashboard in line with the report cycle based on user feedback.

Data sources included in the dashboard - click on the logos to go to their website

