



Office for Product
Safety & Standards

2023



**Are your
blinds safe?**

Looped blind cords and chains can strangle babies and young children. But there are simple steps you can take to keep them out of reach.

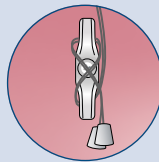
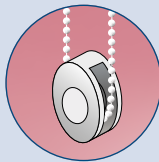
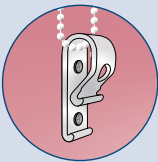
Our advice can help keep little ones safe.

Blind safety checklist

Changes to standards for blinds in 2014 have led to improved product safety. New blinds with looped cords must have child safety devices installed at the point of manufacture or sold with the blind. However, blinds installed earlier may not have these features and millions of households could be affected. Our advice will help you make your home safer for your children and young visitors.

✔ **Fit a tidy, tensioner or a cleat**

Tidies and tensioners should be firmly fixed to an adjoining surface so that the cord or chain are permanently held tight. Cleats should be positioned out of children's reach on an adjacent surface, at least 1.5 metres from the floor. Cords should be fastened up in a figure of eight after every use of the blind, making sure all the spare cord is secured on the cleat.



✔ **Move furniture away from windows**

Children love to climb, so keep furniture clear of windows blinds. This includes cots, beds, highchairs and playpens.

