







The copyright in all designs, drawings, schedules, specifications and any other documentation prepared by Sustainable Planning Design Studio Ltd (SPD Studio) in relation to this project shall remain the property of Sustainable Planning Design Studio Ltd and must not be reissued, loaned or copied without prior written consent.

This drawing is to be read in conjunction with all architectural drawings, schedules and specifications, and all relevant consultants' information relating to the project. Refer any found discrepancies to Sustainable Planning Design Studio Ltd.

Key:

-  Site Boundary
-  Vehicular Access
-  Pedestrian Access
-  Vehicular Route
-  Deliverable Bus Stops



01	Update to landscaping and bus stops	05.10.23
Rev.	Amendment	Date

SPDSTUDIO
SUSTAINABLE . PLANNING . DESIGN



RESIDENTIAL DEVELOPMENT
PROP ACCESS PARAMETER PLAN
STOCKPLACE INVESTMENTS LTD
LAND AT CHELMSFORD ROAD
HARTFORD END
CM3 1JY

SPD306.303.01 1:1000 @ A3 05.10.2023
WWW.SPDSSTUDIO.CO.UK

PROPOSED ACCESS ARRANGEMENT PARAMETER PLAN