



Land at Hartford End Arboricultural Impact Assessment and Tree Protection Plan

Category Definitions (BS 5837:2012)

Trees considered for retention

Category A- Trees assessed as high quality and an estimated remaining life expectancy of at least 40 years.

Category B- Trees assessed as moderate quality and an estimated remaining life expectancy of at least 20 years.


Category C- Trees assessed as low quality and an estimated remaining life expectancy of at least 10 years, or young trees with a stem diameter lower than 150mm.

Trees considered unsuitable for retention


Category U- Trees in a condition assessed as unrealistically retainable in the context of the current land use for longer than 10 years.

A topographical survey was received to base tree locations, however not all trees on site were covered by this. Therefore some tree locations have been estimated with the aid of aerial imagery.


Legend




Theoretical Root Protection Area (RPA) calculated using the guidelines set in BS 5837:2012. (It should be noted that factors such as existing hard surfacing, buildings, and walls may affect the RPA.)




Tree to be felled to permit development



Existing Category B Tree



Existing Category C Tree



Indicative proposed protective barrier BS 5837:2012. (Ground protection mats can be used where fencing is not feasible.)

Drawing based on received: SPD306_300_01_ Proposed Site Layout

J.L.Denney
TREE CONSULTANT

jldtreeconsultant@gmail.com
07544 719 564

Site: Land at Hartford End

Client: Stockplace Investments Ltd.

Drawing no. 072395-AIA-02

Scale: 1:250 @ A1

Date: July 23

Surveyor
JD

Survey Date
14/07/2023

Drawn By
JD