

Bat Boxes

Schwegler bat boxes are made from 'woodcrete' and have the highest rates of occupation of all types of box.

The 75% wood sawdust, clay and concrete mixture is ideal, being durable whilst allowing natural respiration and temperature stability. These boxes are rot and predator proof and extremely long lasting.

Boxes can be hung from a branch near the tree trunk or fixed using 'tree-friendly' aluminum nails.



1FF Bat Box

The rectangular shape makes the 1FF suitable for attaching to the sides of buildings or in sites such as bridges, though it may also be used on trees. It has a narrow crevice-like internal space to attract Pipistrelle and Noctule bats.

Woodcrete (75% wood sawdust, concrete and clay mixture)

Width: 27cm

Height: 43cm

Weight: 8.3kg

2FN Bat Box

A large bat box featuring a wide access slit at the base as well as an access hole on the underside. Particularly successful in attracting Noctule and Bechstein's bats.

Woodcrete construction, 16cm diameter, height 36cm.



2F Bat Box

A standard bat box, attractive to the smaller British bat species. Simple design with a narrow entrance slit on the front.

Woodcrete construction, 16cm diameter, height 33cm.



1FW Bat Hibernation Box

This huge box is designed to provide a protected environment which is particularly important through the cold winter months when bats are hibernating. Three wooden panels within the box imitate crevices for roosting.

Woodcrete construction, 38cm diameter, height 50cm, weight 28kg.

This heavy box requires secure mounting if placed above the ground and should be sited away from public areas.



1FD Bat Box

A larger than standard bat box, with two additional roughened I wooden panels inside to be used by the bats as perches.

Woodcrete construction, 16cm diameter, height 36cm.


Habat Bat Box (Rendering)

The Habibat Bat Box is a large, solid box made of insulating concrete with an internal roost space, which can be incorporated into the fabric of a building as it is built or renovated. A variety of facings can be fitted to suit any existing brick, wood, stonework or rendered finish, rendering the box unobtrusive and aesthetically pleasing.

The Habibat box is suitable for species which are commonly found roosting in buildings in the UK.

Height: 440mm, Width: 215mm, Depth: 102mm, Weight: 8kg

Please note that the Habibat box should be located on southerly aspects and positioned ideally near the eaves or gable apex of the property with a minimum of 2m but preferably 5-7m above the ground. Placement above windows, doors and wall climbing plants should be avoided.



Ibstock Bat Box A

A discrete, easy to install single bat brick that allows bats to create a natural home habitat within the cavity of the building

Height: 215mm Width: 65mm

Please note that this box is designed to be installed flush with a wall.



APPENDIX 5

Suitable Examples of Bird Boxes

Bird Boxes

Schwegler bird boxes have the highest rates of occupation of all types of box.

They are designed to mimic natural nest sites and provide a stable environment with the right thermal properties for chick rearing and winter roosting.

Boxes are made from 'Woodcrete'. This 75% wood sawdust, clay and concrete mixture is breathable and very durable making these bird boxes extremely long lasting.



1B Schwegler Bird Box

This is the most popular box for garden birds and appeals to a wide range of species. The box can be hung from a branch or nailed to the trunk of a tree with a 'tree-friendly' aluminium nail.

Available in four colours and three entrance hole sizes. 26mm for small tits, 32mm standard size and oval, for redstarts.




1SP Schwegler Sparrow Terrace

A Woodcrete bird box which allows for several Sparrow pairs to nest in a single location. The box can either be integrated within the fabric of a building or otherwise fitted to the exterior of the building walls.

Brood chamber dimensions: Height: 16cm, Width: 10.5cm, Depth: 15cm

External dimensions: Height: 24.5cm, Width: 43cm, Depth: 20cm

Bird Boxes




2HW Schwegler Bird Box

This is designed for species that nest in cavities or recesses, such as Redstart, Wagtail and Flycatchers, in addition to Robin and Wren. The box can be hung from walls using hanger and aluminium nail supplied.

No. 17 Schwegler Swift Nest Box

A Woodcrete bird box designed to appeal to Swifts. Due to its light weight these boxes can be easily mounted on existing external walls. Should be installed at least 6-7m above ground preferably under the shelter of eaves or overhanging roofs.



2M Bird Box

A free-hanging box offering greater protection from predators. Supplied complete with hanger which loops and fastens around a branch.

With standard general-purpose 32mm diameter entrance hole. Schwegler boxes have the highest occupation rates of all box types. They are carefully designed to mimic natural nest sites and provide a stable environment for chick rearing and winter roosting. They can be expected to last 25 years or more without maintenance.





ECOLOGYSOLUTIONS

Part of the ES Group

Ecology Solutions Limited | Farncombe House | Farncombe Estate | Broadway | Worcestershire | WR12 7LJ

01451 870767 | info@ecology-solutions.co.uk | [REDACTED]