

## EU Overseas Trade Statistics (OTS): Revisions to Data (May 2013)

Following routine quality assurance and checking procedures, Trade Statistics has identified some significant missing and incorrect declarations in certain commodity codes.

Given the scale and the impact of the changes on trade statistics, HMRC have revised the trade figures for 2008, 2009, 2010 and 2011. These revisions have been released today in line with the UK Statistical Authority Code of Practice for Official Statistics and the HMRC Trade Statistics Revision Policy.

The revisions, made for each affected period, are:

- Cars, UK imports from the EU
  - £236.2 million amendment within Chapter 87, 2009.
- Cars, UK imports from the EU
  - £288.0 million amendment within Chapter 87, 2010.
- Cars, UK imports from the EU
  - £14.5 million amendment within Chapter 87, 2011.
- Beverages, UK imports from the EU
  - £ 110.0 million amendment within Chapter 22, 2008.
- Beverages, UK imports from the EU
  - £ 139.3 million amendment within Chapter 22, 2009.
- Beverages, UK imports from the EU
  - £ 116.1 million amendment within Chapter 22, 2010.
- Beverages, UK imports from the EU
  - £ 8.0 million amendment within Chapter 22, 2011.
- Fireworks, UK imports from the EU
  - 1,560 million kg decrease to net mass within Chapter 36, 2011.
- Pharmaceuticals, UK imports from the EU
  - £381.9 million increase within Chapter 30, 2009.
- Pharmaceuticals, UK exports to the EU
  - £234.9 million increase within Chapter 30, 2009.

(See Annex for commodity code details).

### The Revisions

Revisions are being made to the value data for the commodities listed below for the relevant months and, where appropriate, to the associated net mass and the supplementary unit data.

## ***Motor cars - Revision 2009***

This revision involves declarations with incorrect commodity classifications for UK imports from Sweden in 2009. In total, the change will affect two separate commodity codes over twelve months. This will result in a transfer of £236.2 million between commodity codes for imports from Sweden for 2009.

Tables 1 and 2 show the impact the changes will have on the annual values and net mass in the individual commodities involved in this revision.

**Table 1:** Total Value of UK imports from the EU for selected commodities, 2009

<b>Commodity Code</b>	<b>Published Value</b>	<b>Revised Value</b>	<b>Difference</b>	£
87032319	6,633,731,727	6,397,524,235	-236,207,492	
87033219	4,132,521,704	4,368,729,196	236,207,492	

Source: Overseas Trade Statistics, HM Revenue & Customs

**Table 2:** Total Net Mass of UK imports from the EU for selected commodities, 2009

<b>Commodity Code</b>	<b>Published Value</b>	<b>Revised Value</b>	<b>Difference</b>	kg
87032319	729,932,293	704,842,711	-25,089,582	
87033219	508,682,688	533,772,270	25,089,582	

Source: Overseas Trade Statistics, HM Revenue & Customs

## ***Motor cars - Revision 2010***

This revision involves declarations with incorrect commodity classifications for UK imports from Sweden in 2010. In total, the change will affect two separate commodity codes over twelve months. This will result in a transfer of £288.0 million between commodity codes for imports from Sweden for 2010.

Tables 3 and 4 show the impact the changes will have on the annual values and net mass in the individual commodities involved in this revision.

**Table 3:** Total Value of UK imports from the EU for selected commodities, 2010

<b>Commodity Code</b>	<b>Published Value</b>	<b>Revised Value</b>	<b>Difference</b>	£
87032319	6,350,302,575	6,062,323,800	-287,978,775	
87033219	6,219,864,827	6,507,843,602	287,978,775	

Source: Overseas Trade Statistics, HM Revenue & Customs

**Table 4:** Total Net Mass of UK imports from the EU for selected commodities, 2010

<b>Commodity Code</b>	<b>Published Value</b>	<b>Revised Value</b>	<b>Difference</b>	kg
87032319	690,181,299	661,736,045	-28,445,254	
87033219	733,844,188	762,289,442	28,445,254	

Source: Overseas Trade Statistics, HM Revenue & Customs

## **Motor cars - Revision 2011**

This revision involves declarations with incorrect commodity classifications for UK imports from Sweden in 2011. In total, the change will affect two separate commodity codes over one month. This will result in a transfer of £14.5 million between commodity codes for imports from Sweden for 2011.

Tables 3 and 4 show the impact the changes will have on the annual values and net mass in the individual commodities involved in this revision.

**Table 5:** Total Value of UK imports from the EU for selected commodities, 2011

<b>Commodity Code</b>	<b>Published Value</b>	<b>Revised Value</b>	<b>Difference</b>
87032319	3,391,660,492	3,377,190,066	-14,470,426
87033219	9,962,257,891	9,976,728,317	14,470,426

Source: Overseas Trade Statistics, HM Revenue & Customs

**Table 6:** Total Net Mass of UK imports from the EU for selected commodities, 2011

<b>Commodity Code</b>	<b>Published Value</b>	<b>Revised Value</b>	<b>Difference</b>
87032319	326,307,723	325,053,862	-1,253,861
87033219	1,032,215,466	1,033,469,327	1,253,861

Source: Overseas Trade Statistics, HM Revenue & Customs

Figures 1 and 2 show the published values against the revised figures, on a monthly basis for the commodities affected by this revision. This covers all three of the years affected.

Figure 1: Value of monthly UK imports from the EU for commodity code 87032319

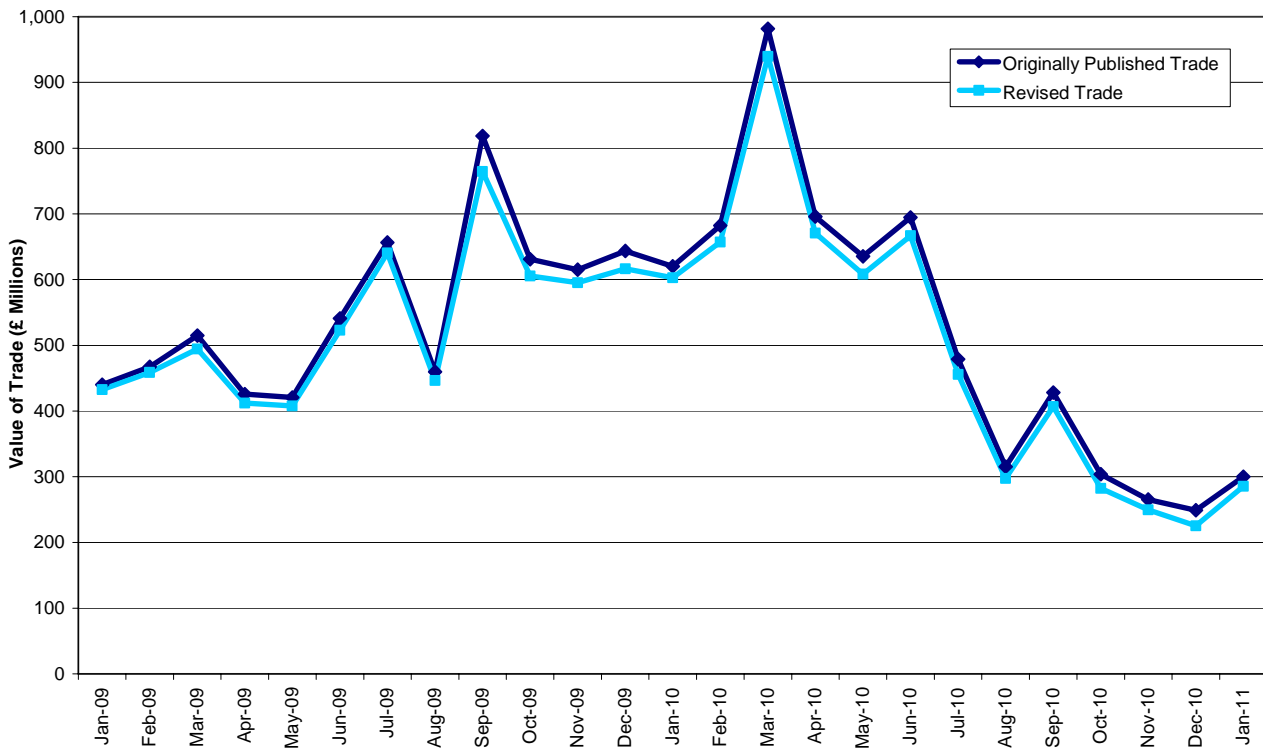
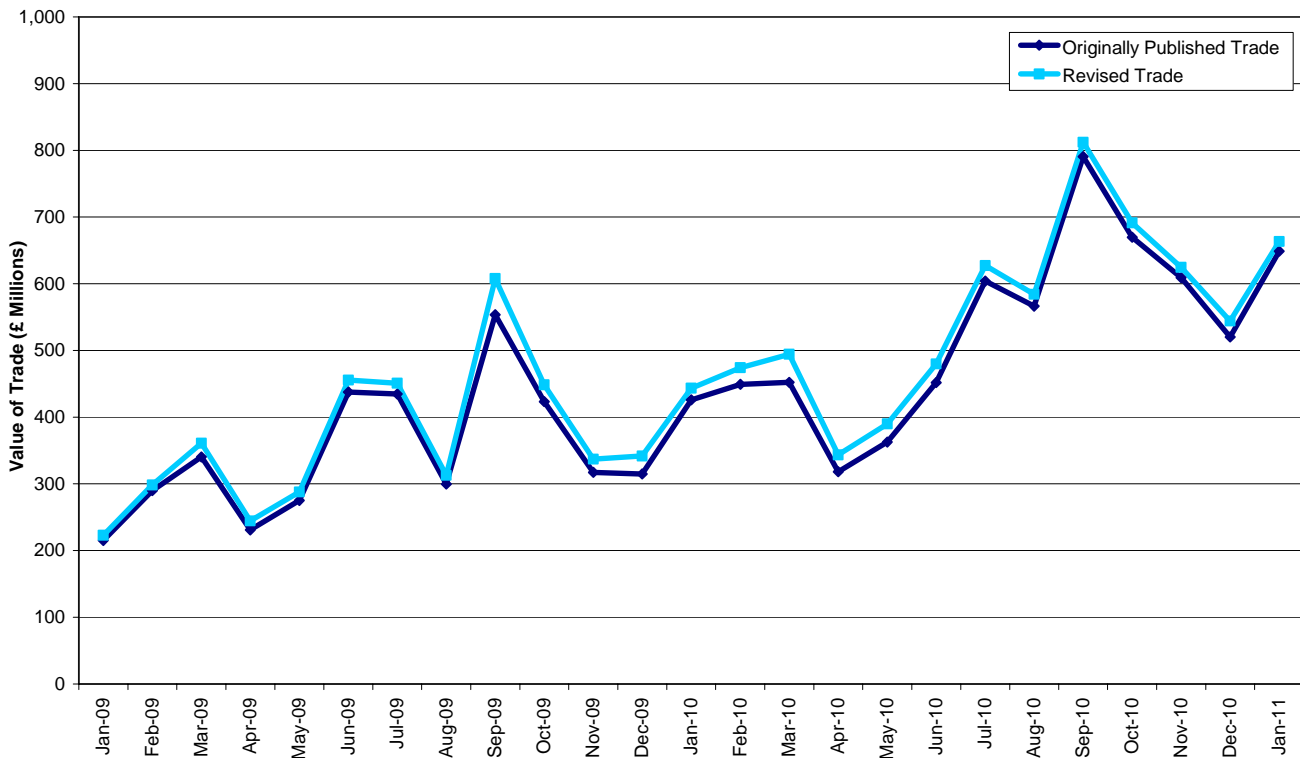
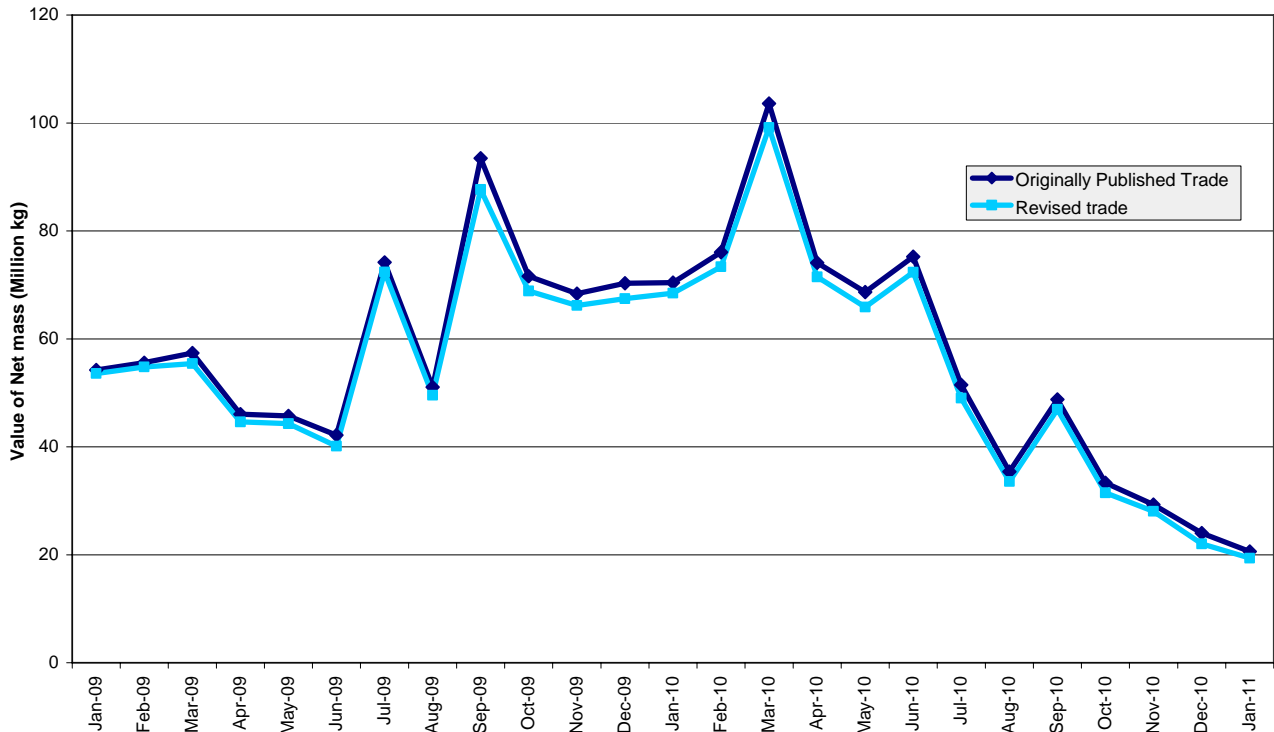


Figure 2: Value of monthly UK imports from the EU for commodity code 87033219

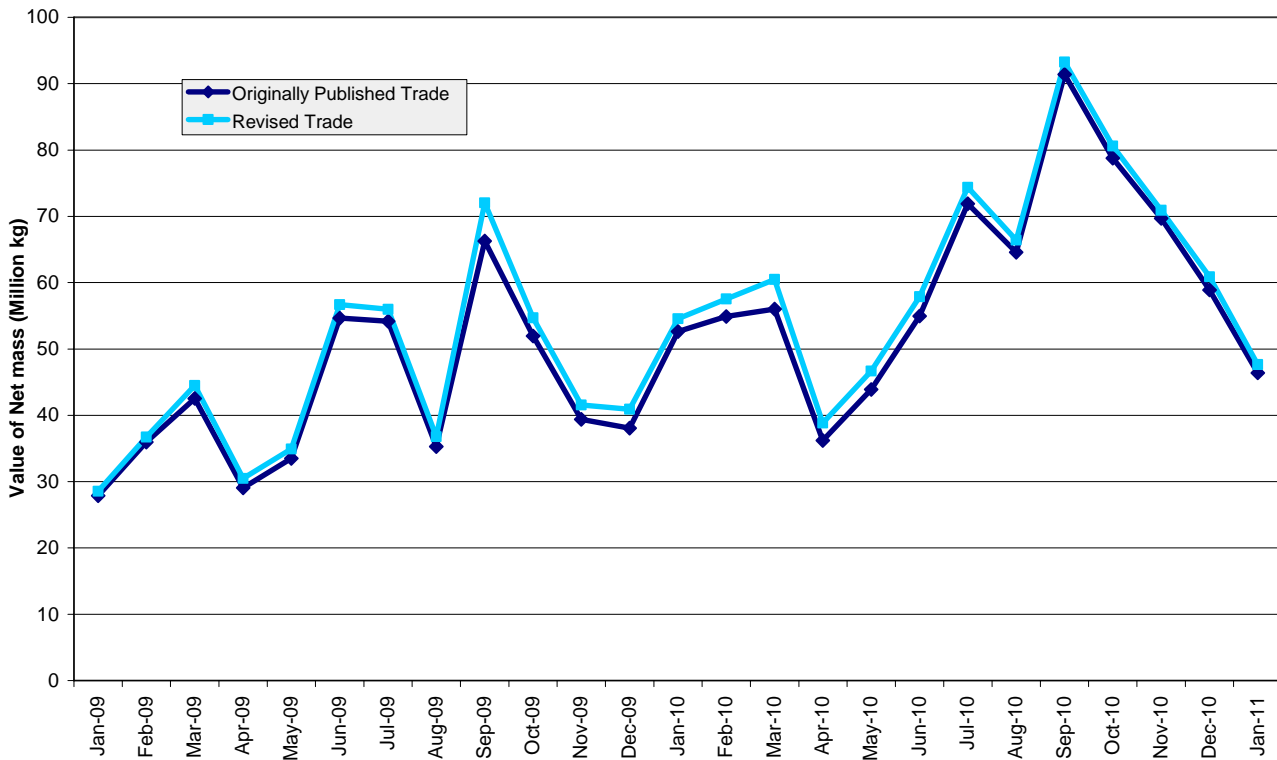


Figures 3 and 4 show how the changes will affect the net mass for these commodities on a monthly basis. This covers all three of the years affected.

**Figure 3: Net Mass of monthly UK imports from the EU for commodity code 87032319**



**Figure 4: Net Mass of monthly UK imports from the EU for commodity code 87033219**



## ***Beverages - Revision 2008***

This revision involves declarations with incorrect commodity classifications for UK imports from Austria in 2008. In total, the change will affect two separate commodity codes over twelve months. This will result in a transfer of £110.0 million between commodity codes for imports from Austria for 2008.

Tables 7 and 8 show the impact the changes will have on the annual values and supplementary unit in the individual commodities involved in this revision.

**Table 7:** Total Value of UK imports to the EU for selected commodities, 2008

<b>Commodity Code</b>	<b>Published Value</b>	<b>Revised Value</b>	<b>Difference</b>
22021000	110,949,590	220,899,845	109,950,255
22029010	183,473,154	73,522,899	-109,950,255

Source: Overseas Trade Statistics, HM Revenue & Customs

**Table 8:** Total Supplementary Units of UK imports to the EU for selected commodities, 2008

<b>Commodity Code</b>	<b>Published Value</b>	<b>Revised Value</b>	<b>Difference</b>
22021000	334,739,109	415,447,467	80,708,358
22029010	157,599,760	76,891,402	-80,708,358

Source: Overseas Trade Statistics, HM Revenue & Customs

## ***Beverages - Revision 2009***

This revision involves declarations with incorrect commodity classifications for UK imports from Austria in 2009. In total, the change will affect two separate commodity codes over twelve months. This will result in a transfer of £139.3 million between commodity codes for imports from Austria for 2009.

Tables 9 and 10 show the impact the changes will have on the annual values and supplementary unit in the individual commodities involved in this revision.

**Table 9:** Total Value of UK imports to the EU for selected commodities, 2009

<b>Commodity Code</b>	<b>Published Value</b>	<b>Revised Value</b>	<b>Difference</b>
22021000	157,977,243	297,235,871	139,258,628
22029010	247,815,173	108,556,545	-139,258,628

Source: Overseas Trade Statistics, HM Revenue & Customs

**Table 10:** Total Supplementary Units of UK imports to the EU for selected commodities, 2009

<b>Commodity Code</b>	<b>Published Value</b>	<b>Revised Value</b>	<b>Difference</b>
22021000	401,363,918	555,070,396	153,706,478
22029010	257,452,781	103,746,303	-153,706,478

Source: Overseas Trade Statistics, HM Revenue & Customs

## **Beverages - Revision 2010**

This revision involves declarations with incorrect commodity classifications for UK imports from Austria in 2010. In total, the change will affect two separate commodity codes over twelve months. This will result in a transfer of £116.1 million between commodity codes for imports from Austria for 2010.

Tables 11 and 12 show the impact the changes will have on the annual values and supplementary unit in the individual commodities involved in this revision.

**Table 11:** Total Value of UK imports to the EU for selected commodities, 2010

<b>Commodity Code</b>	<b>Published Value</b>	<b>Revised Value</b>	<b>Difference</b>
22021000	158,986,813	275,136,088	116,149,275
22029010	235,223,957	119,074,682	-116,149,275

Source: Overseas Trade Statistics, HM Revenue & Customs

**Table 12:** Total Supplementary Units of UK imports to the EU for selected commodities, 2010

<b>Commodity Code</b>	<b>Published Value</b>	<b>Revised Value</b>	<b>Difference</b>
22021000	439,573,480	527,129,030	87,555,550
22029010	212,793,231	125,237,681	-87,555,550

Source: Overseas Trade Statistics, HM Revenue & Customs

## **Beverages - Revision 2011**

This revision involves declarations with incorrect commodity classifications for UK imports from Austria in 2011. In total, the change will affect two separate commodity codes over one month. This will result in a transfer of £116.1 million between commodity codes for imports from Austria for 2010.

Tables 13 and 14 show the impact the changes will have on the annual values and supplementary unit in the individual commodities involved in this revision.

**Table 13:** Total Value of UK imports to the EU for selected commodities, 2011

<b>Commodity Code</b>	<b>Published Value</b>	<b>Revised Value</b>	<b>Difference</b>
22021000	275,093,562	283,112,119	8,018,557
22029010	130,006,617	121,988,060	-8,018,557

Source: Overseas Trade Statistics, HM Revenue & Customs

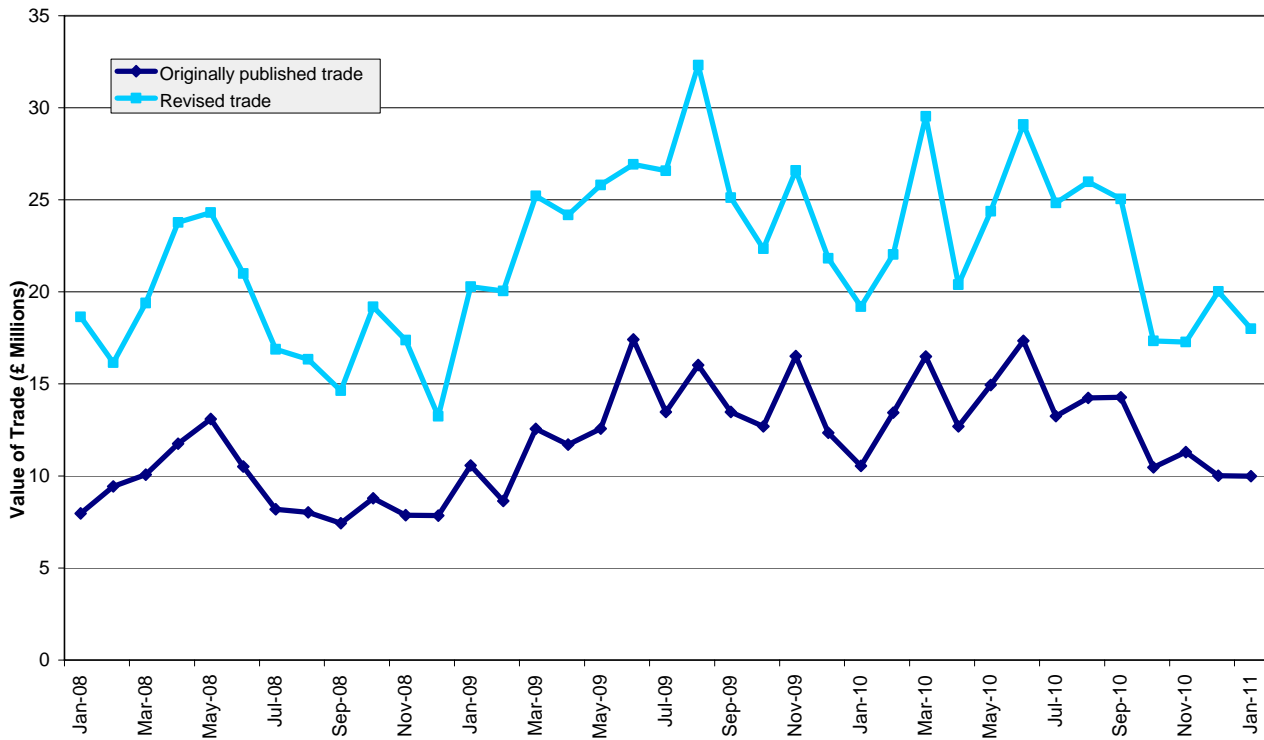
**Table 14:** Total Supplementary Units of UK imports to the EU for selected commodities, 2011

<b>Commodity Code</b>	<b>Published Value</b>	<b>Revised Value</b>	<b>Difference</b>
22021000	429,286,018	435,790,188	6,504,170
22029010	142,486,486	135,982,316	-6,504,170

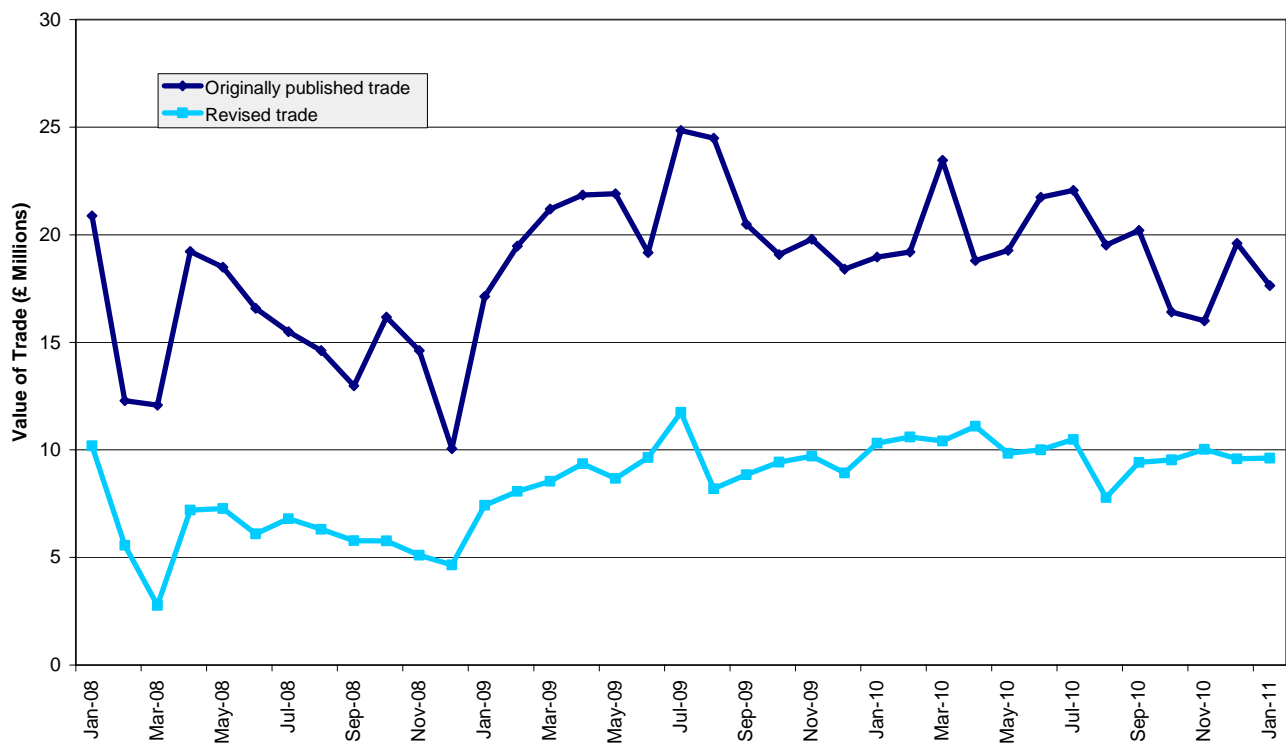
Source: Overseas Trade Statistics, HM Revenue & Customs

Figures 5 and 6 show the published values against the revised figures, on a monthly basis, for the commodities affected by this revision. This covers all four of the years affected.

**Figure 5: Value of monthly UK imports from the EU for commodity code 22021000**



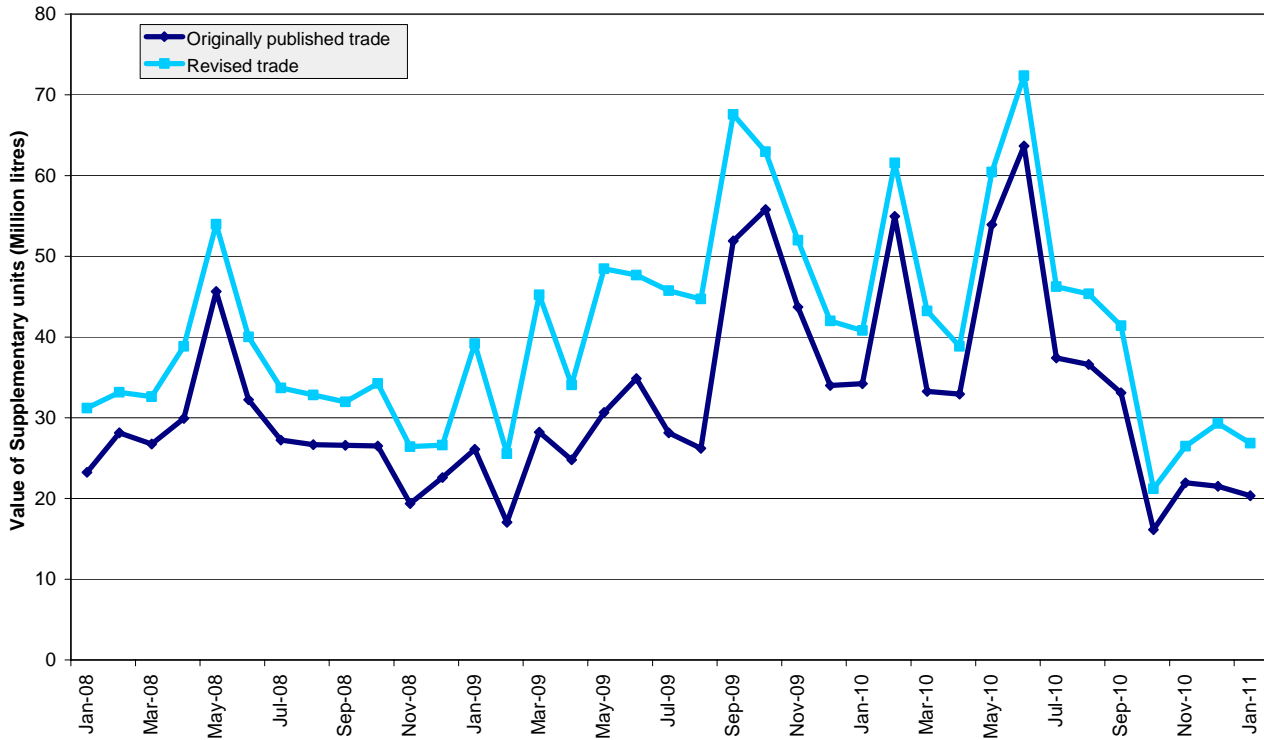
**Figure 6: Value of monthly UK imports from the EU for commodity code 22029010**



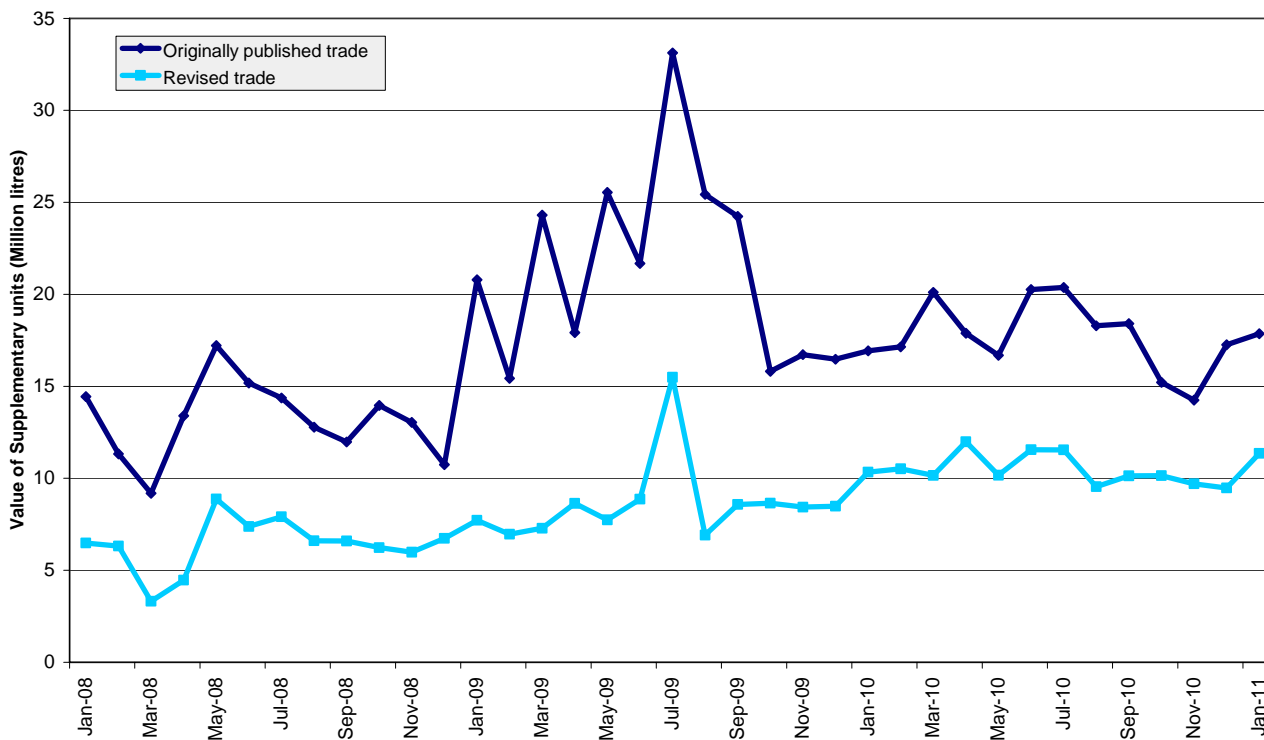


Figures 7 and 8 show how the changes will impact the Supplementary units for these commodities on a monthly basis. This covers all four of the years affected.

**Figure 7: Supplementary units of monthly UK imports from the EU for commodity code 22021000**



**Figure 8: Supplementary units of monthly UK imports from the EU for commodity code 22029010**



## Fireworks - Revision 2011

This revision involves amending the incorrect calculations for the net mass of imports of fireworks from the EU to the UK in 2011. In total, the change will affect one commodity code over eight months. This will result in a decrease of 1,560 million kg of imports from the EU for 2011, from France and Germany.

Table 15 shows the impact the changes will have on the annual net mass in the commodity involved in this revision.

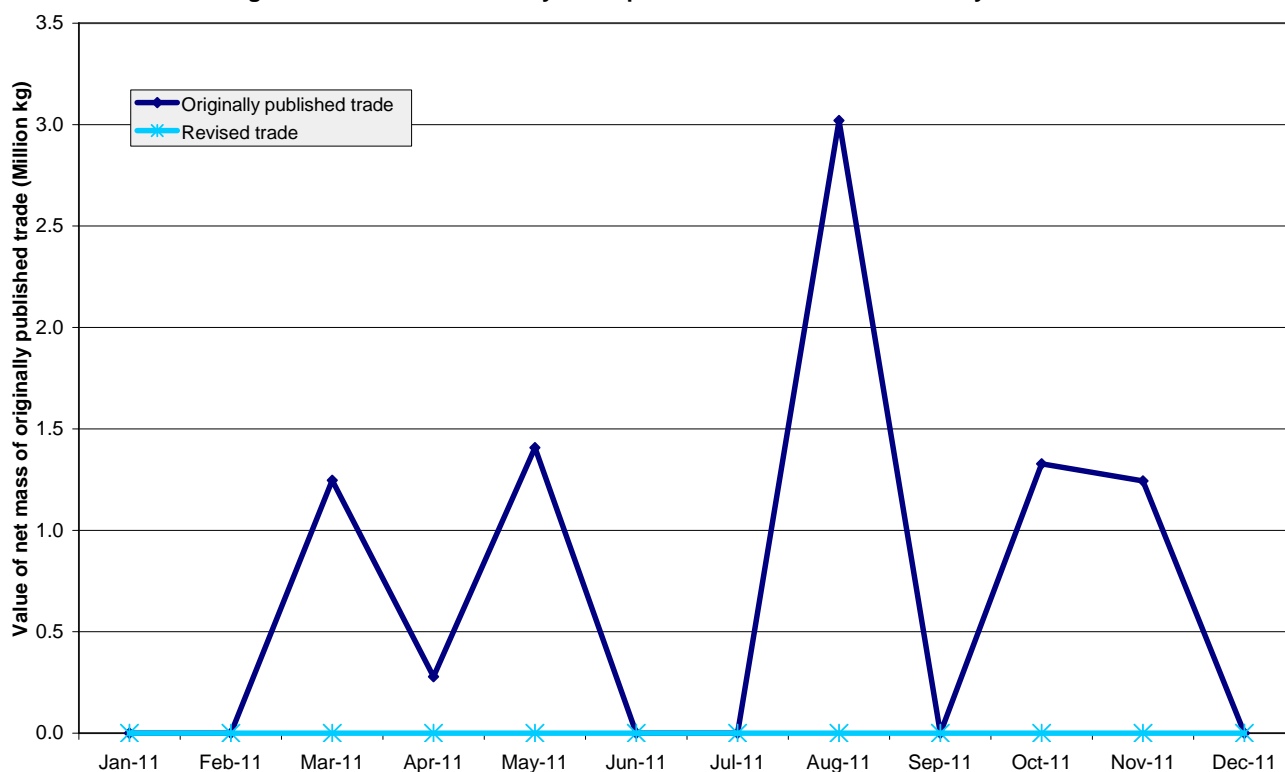
**Table 15:** Total Net Mass of UK imports from the EU for selected commodities, 2011

Commodity Code	Published Value	Revised Value	Difference
36041000	1,560,663,337	270,921	1,560,392,416

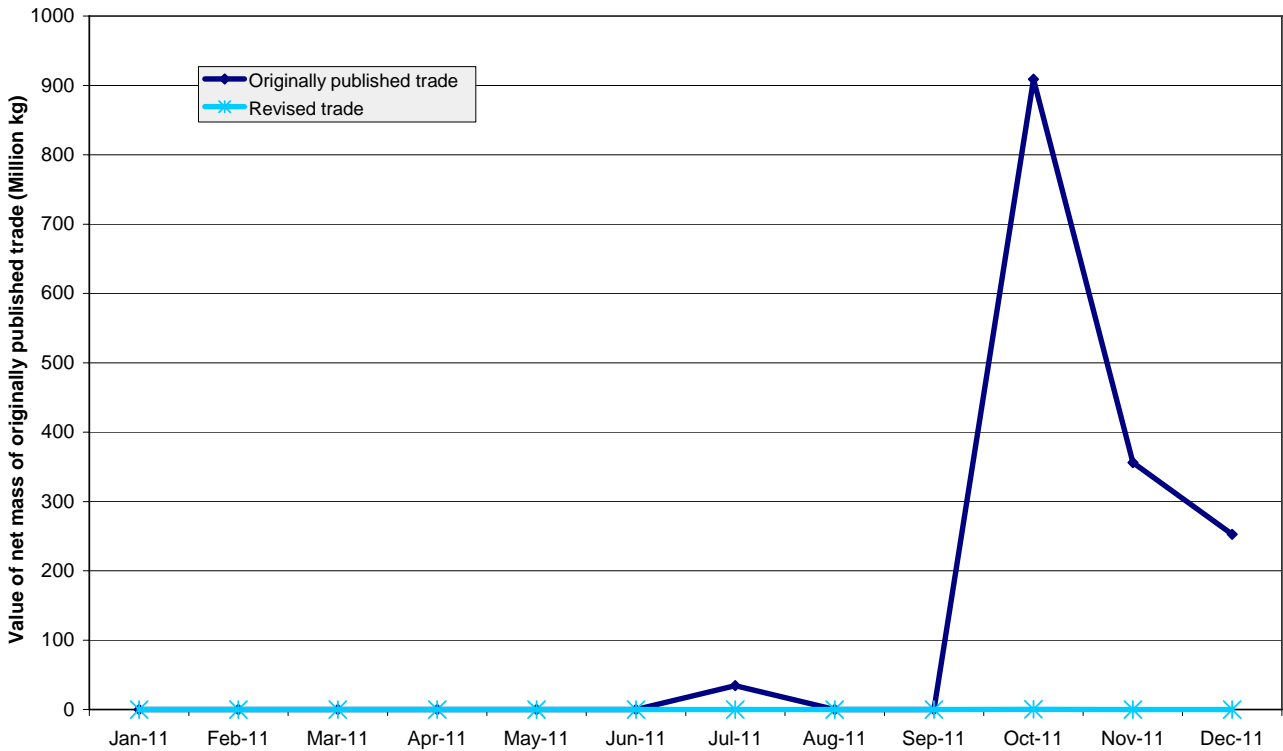
Source: Overseas Trade Statistics, HM Revenue & Customs

Figures 9 and 10 show the published figures against the revised figures, on a monthly basis, for the net mass (kg) of the commodity affected by this revision.

**Figure 9:** Net mass of monthly UK imports from France for commodity code 36041000



**Figure 10: Net mass of monthly UK imports from Germany for commodity code 36041000**



### **Pharmaceutical Products - Imports Revision 2009**

This revision involves adding missing declarations for the UK imports from the Netherlands in 2009. In total, the change will affect one commodity code over twelve months. This will result in an increase of £381.9 million of imports from the Netherlands for 2009. There was also an associated under recording of £235.2 million of export trade, which is covered later.

Tables 16 and 17 show the impact the changes will have on the annual value and net mass in the commodity involved in this revision.

**Table 16: Total Value of UK imports from the EU for selected commodities, 2009**

<b>Commodity Code</b>	<b>Published Value</b>	<b>Revised Value</b>	<b>Difference</b>
30021091	350,761,450	732,691,715	381,930,265

Source: Overseas Trade Statistics, HM Revenue & Customs

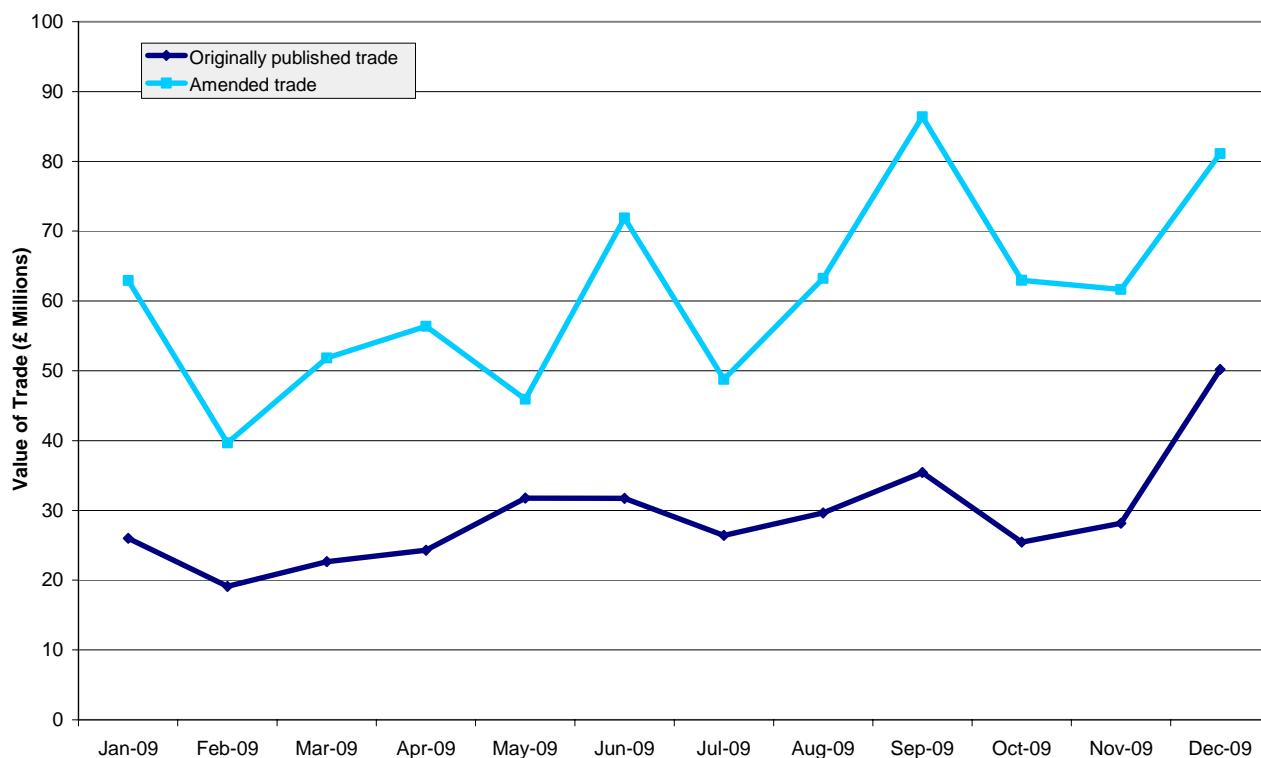
**Table 17: Total Net Mass of UK imports from the EU for selected commodities, 2009**

<b>Commodity Code</b>	<b>Published Value</b>	<b>Revised Value</b>	<b>Difference</b>
30021091	438,600	448,875	10,275

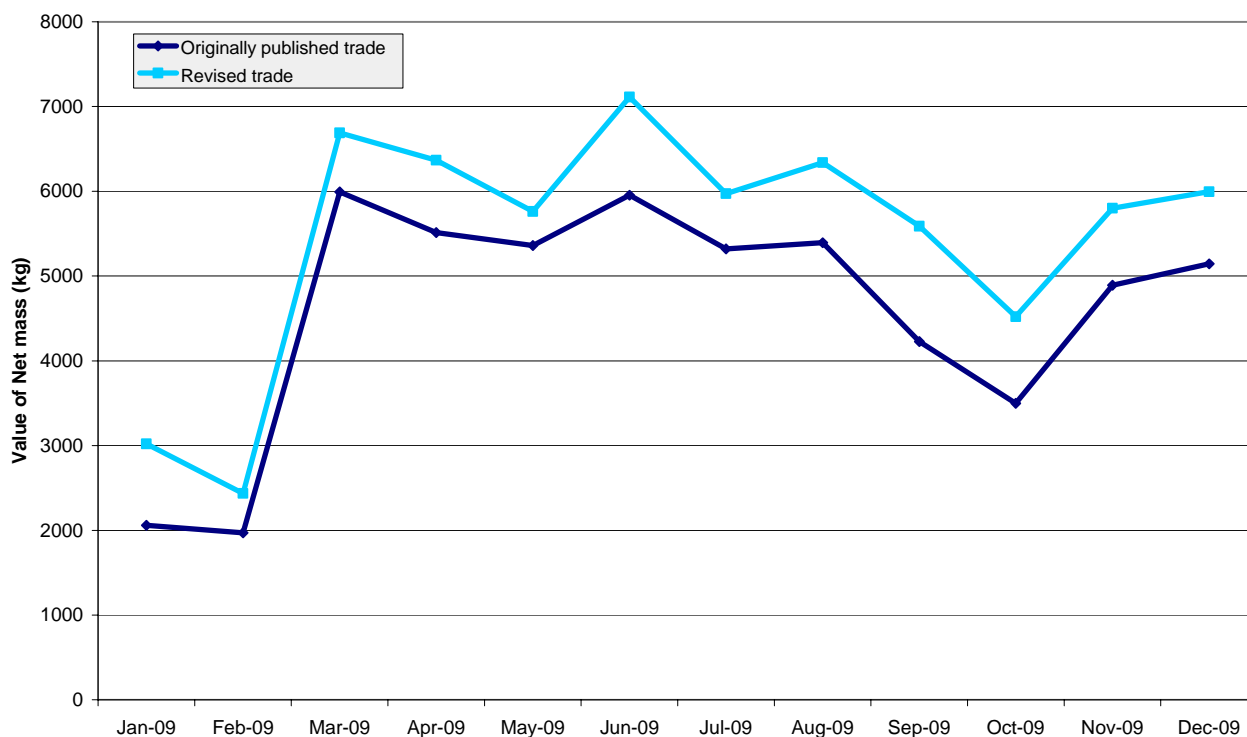
Source: Overseas Trade Statistics, HM Revenue & Customs

Figures 11 and 12 show the published figures against the revised figures, on a monthly basis, for the value and net mass of the commodity affected by this revision.

**Figure 11: Value of monthly UK Imports from the EU for commodity 30021091**



**Figure 12: Net mass of monthly UK Imports from the Netherlands for commodity 30021091**



## Pharmaceutical Products - Exports Revision 2009

This revision involves adding missing declarations for the UK exports to the EU in 2009 and is related to the revisions due to the under recording in the imports of pharmaceutical products. In total, the change will affect two commodity codes over twelve months. This will result in an increase of £234.9 million of exports with six EU member states (Germany, Spain, France, Italy, the Netherlands and Portugal) for 2009. One of these commodity codes affected, 30049019, has since been discontinued, and the products are now part of commodity code 30049000.

Tables 18 and 19 show the impact the changes will have on the annual value and net mass in the commodities involved in this revision.

**Table 18:** Total Value of UK exports to the EU for selected commodity codes, 2009

<b>Commodity Codes</b>	<b>Published Value</b>	<b>Revised Value</b>	<b>Difference</b>	£
30021091	115,080,762	173,540,951	58,460,189	
30049019	5,531,384,558	5,707,825,525	176,440,967	

Source: Overseas Trade Statistics, HM Revenue and Customs

**Table 19:** Total Net Mass of UK exports to the EU for selected commodity codes, 2009

<b>Commodity Codes</b>	<b>Published Value</b>	<b>Revised Value</b>	<b>Difference</b>	kg
30021091	219,029	226,237	7,208	
30049019	237,487,059	237,860,068	373,009	

Source: Overseas Trade Statistics, HM Revenue and Customs

Figures 13 to 15 show the published figures against the revised figures, on a monthly basis, for the value and net mass of the commodities affected by this revision. There is no graph showing the net mass changes to commodity code 30049019, as the visual differences between the original and revised data are negligible (0.2 per cent).

Figure 13: Value of monthly UK Exports to the EU for commodity 30021091

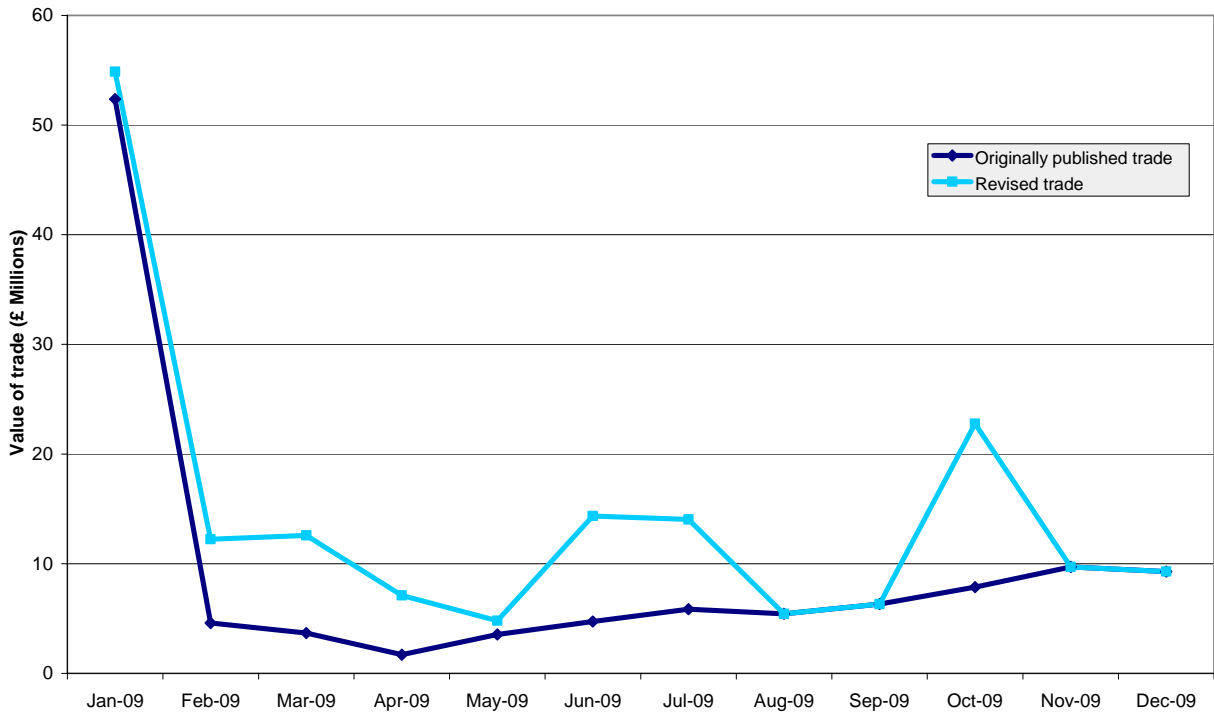


Figure 14: Net mass of monthly UK Exports to the EU for commodity 30021091

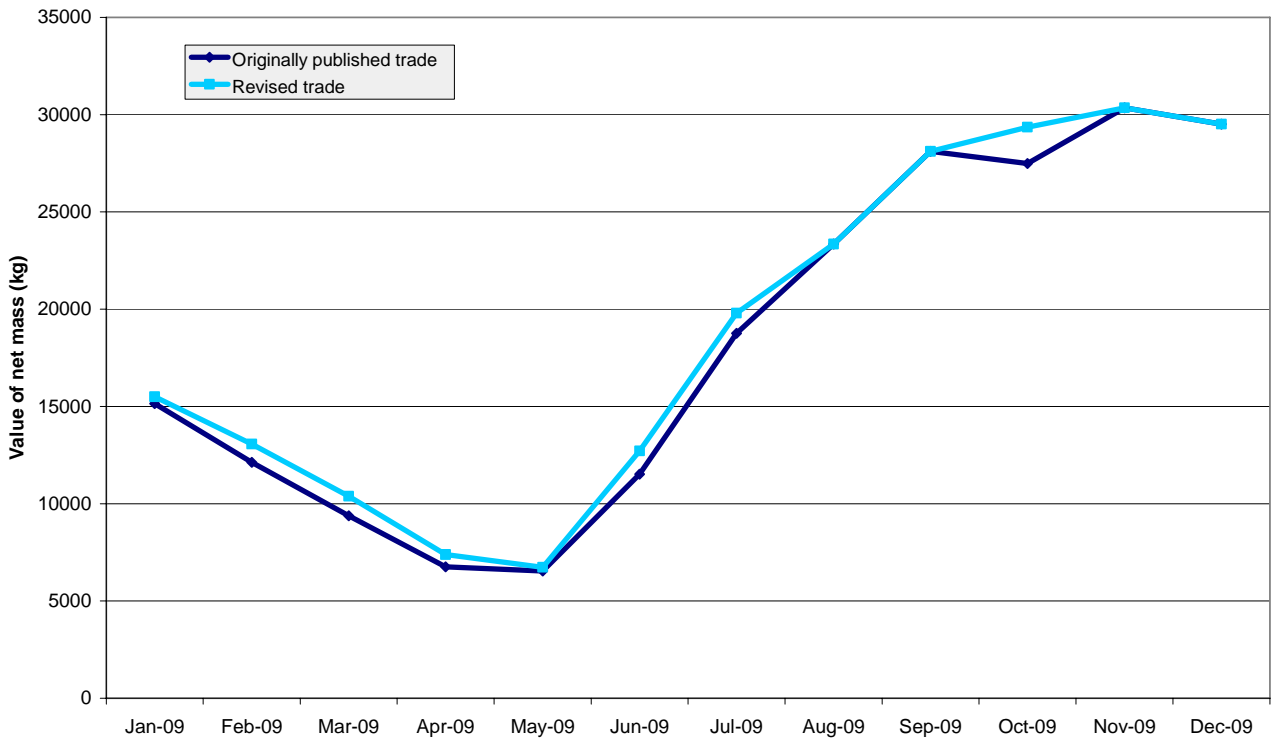
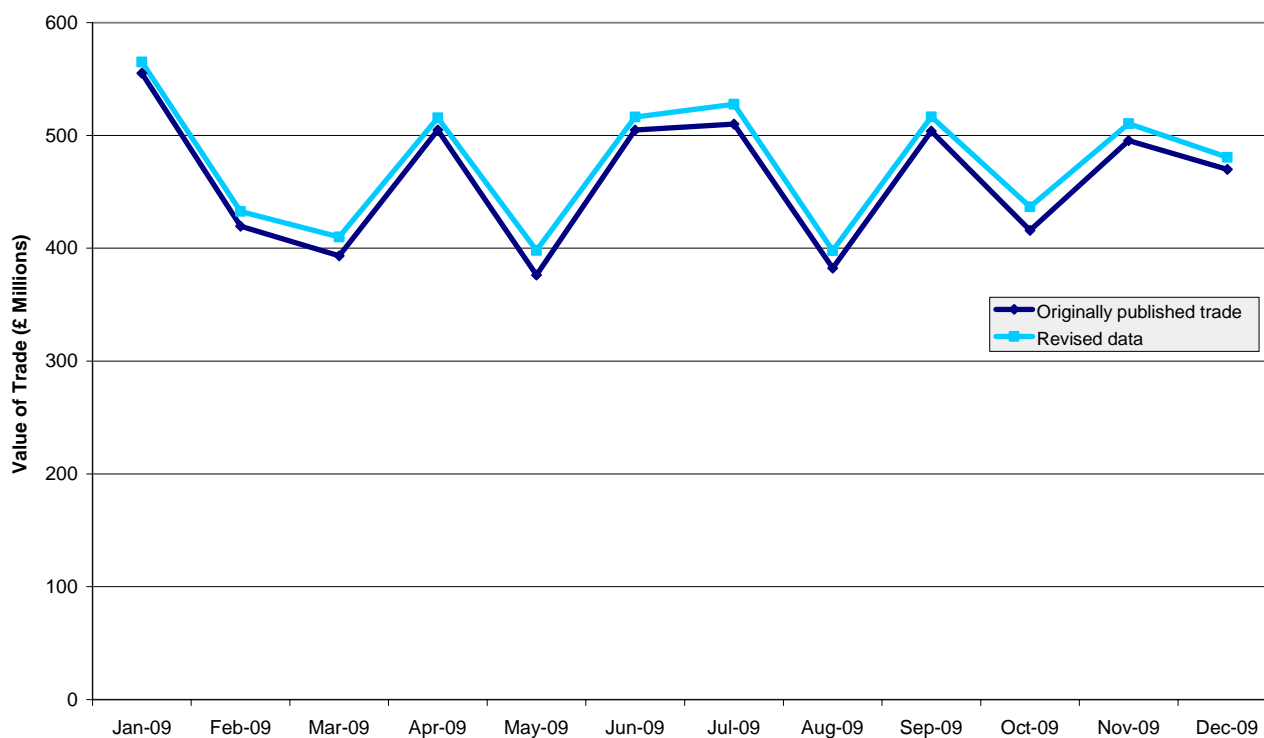


Figure 15: Value of monthly UK Exports to the EU for commodity 30049019



These revisions will be reflected in the interactive data tables available on the HMRC trade data website [www.uktradeinfo.com](http://www.uktradeinfo.com).

For a full list of commodity codes and their description, please visit the ICN online at <https://www.uktradeinfo.com/TradeTools/ICN/Pages/ICNSearch.aspx>

Note: Some of these revisions will require corresponding revision to the published Regional Trade Statistics data. These changes will be made as soon as possible, and in time for the next RTS release on 6 June 2013. Information about revisions to the Regional Trade Statistics will be published on the website, [www.uktradeinfo.com](http://www.uktradeinfo.com)

For more information, please contact:

Public enquires

Uktradeinfo Customer Services on [uktradeinfo@hmrc.gsi.gov.uk](mailto:uktradeinfo@hmrc.gsi.gov.uk)

Tel: 01702 367485

## Annex

<b>Commodity Code</b>	<b>Description</b>
87032319	Motor cars and other motor vehicles principally designed for the transport of 1 to 9 persons, incl. station wagons and racing cars, with spark-ignition internal combustion reciprocating piston engine, of a cylinder capacity > 1.500 cmü but <= 3.000 cmü, new (excl. those of subheading 8703 10 and motor caravans)
87033219	Motor cars and other motor vehicles, principally designed for the transport of persons, incl. station wagons, with compression-ignition internal combustion piston engine "diesel or semi-diesel engine" of a cylinder capacity > 1.500 cmü but <= 2.500 cmü, new (excl. motor caravans and vehicles specially designed for travelling on snow and other special purpose vehicles of subheading 8703.10)
22021000	Waters, incl. mineral and aerated, with added sugar, sweetener or flavour, for direct consumption as a beverage
22029010	Non-alcoholic beverages, not containing milk, milk products and fats derived therefrom (excl. water, fruit or vegetable juices)
36041000	Fireworks
30021091	Haemoglobin, blood globulins and serum globulins
30049019*	Medicaments (inc veterinary), ctg acetylsalicylic acid (aspirin) and sulphonamides in forms sold by retail
30049000	Medicaments consisting of mixed or unmixed products for therapeutic or prophylactic purposes, put up in measured doses "incl. those in the form of transdermal administration" or in forms or packings for retail sale (excl. medicaments containing antibiotics, medicaments containing hormones or steroids used as hormones, but not containing antibiotics, medicaments containing alkaloids or derivatives thereof but not containing hormones or antibiotics and medicaments containing provitamins, vitamins or derivatives thereof used as vitamins)

\*discontinued in 2010, now classified under commodity code 30049000.