

Non-EU Overseas Trade Statistics (OTS): Revisions to Data (July 2014)

Following quality assurance and checking procedures, Trade Statistics has identified a number of areas where businesses had submitted trade incorrectly on their original trade declarations.

Given the scale and the impact of the changes on trade statistics, HMRC have revised the trade figures for 2007 to 2011. These revisions have been released today in line with the UK Statistical Authority Code of Practice for Official Statistics and the HMRC Trade Statistics Revision Policy.

The revisions, made for each affected period, are:

- Natural gas, UK imports from non-EU countries
 - £137.6 million decrease within Chapter 27, 2011.
- Candles, tapers and the like, UK imports from non-EU countries
 - 11.7 million units decrease within Chapter 34, 2011.
- Diamonds, UK exports to non-EU countries
 - £201.6 million amendment within Chapter 71, 2008
 - £207.5 million amendment within Chapter 71, 2009
 - £405.1 million amendment within Chapter 71, 2010.
- Freezer cabinets, UK imports from non-EU countries
 - 2.0 million units decrease within Chapter 84, 2007
 - 1.9 million units decrease within Chapter 84, 2008.
- Used road tractors, UK exports to non-EU countries
 - 7,500 units decrease within Chapter 87, 2011.
- Cartridges, UK exports to non-EU countries
 - 48,000 units decrease within Chapter 93, 2011.

(See Annex for commodity code details).

The Revisions

Revisions are being made to the value data for the commodities listed below for the relevant months and, where appropriate, to the associated net mass and the supplementary unit data.

Natural gas - Revision 2011

This revision involves amending declarations for the UK imports from Norway in 2011. In total, the change will affect one commodity code over one month (September 2011). This will result in a decrease of £137.6 million for imports from Norway for 2011.

Tables 1 and 2 show the impact the changes will have on the annual values and net mass in the individual commodity involved in this revision.

Table 1: Total Value of UK imports for selected commodities for 2011

Country	Commodity Code	Published Value	Revised Value	Difference	£
Norway	27112100	2,539,123,443	2,401,492,340	-137,631,103	
non-EU total	27112100	2,539,123,443	2,401,492,340	-137,631,103	

Source: Overseas Trade Statistics, HM Revenue & Customs

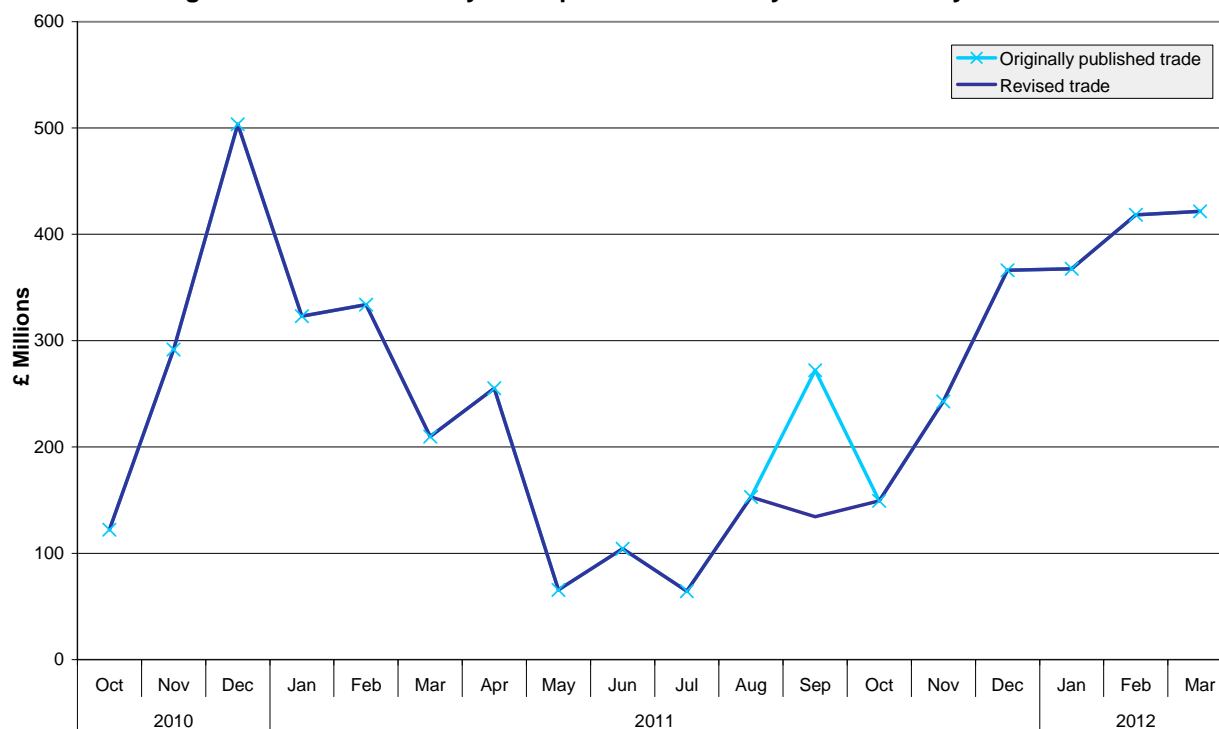
Table 2: Net Mass of UK imports for selected commodities for 2011

Country	Commodity Code	Published Mass	Revised Mass	Difference	kg
Norway	27112100	13,179,220,183	12,355,660,457	-823,559,726	
non-EU total	27112100	13,179,220,183	12,355,660,457	-823,559,726	

Source: Overseas Trade Statistics, HM Revenue & Customs

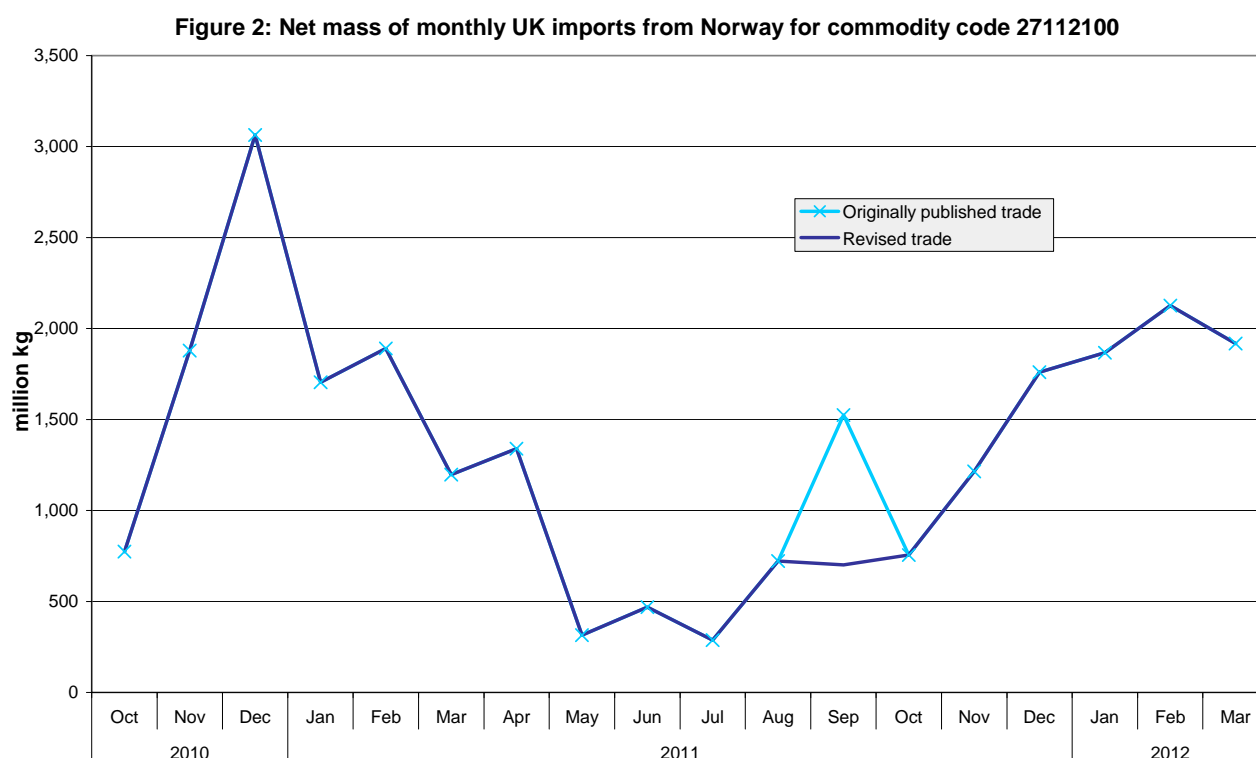
Figure 1 shows the published values against the revised figures, on a monthly basis for the commodity affected by this revision.

Figure 1: Value of monthly UK imports from Norway for commodity code 27112100



Source: HM Revenue & Customs Overseas Trade Statistics

Figure 2 shows how the changes will affect the net mass, on a monthly basis for the commodity affected by this revision.



Source: HM Revenue & Customs Overseas Trade Statistics

Candles, tapers and the like - Revision 2011

This revision involves amending declarations for the supplementary units for UK imports from China in 2011. In total, the change will affect one commodity code over one month (December 2011). This will result in a decrease of 11.7 million units for imports from China for 2011.

Table 3 shows the impact the changes will have on the annual units in the individual commodities involved in this revision.

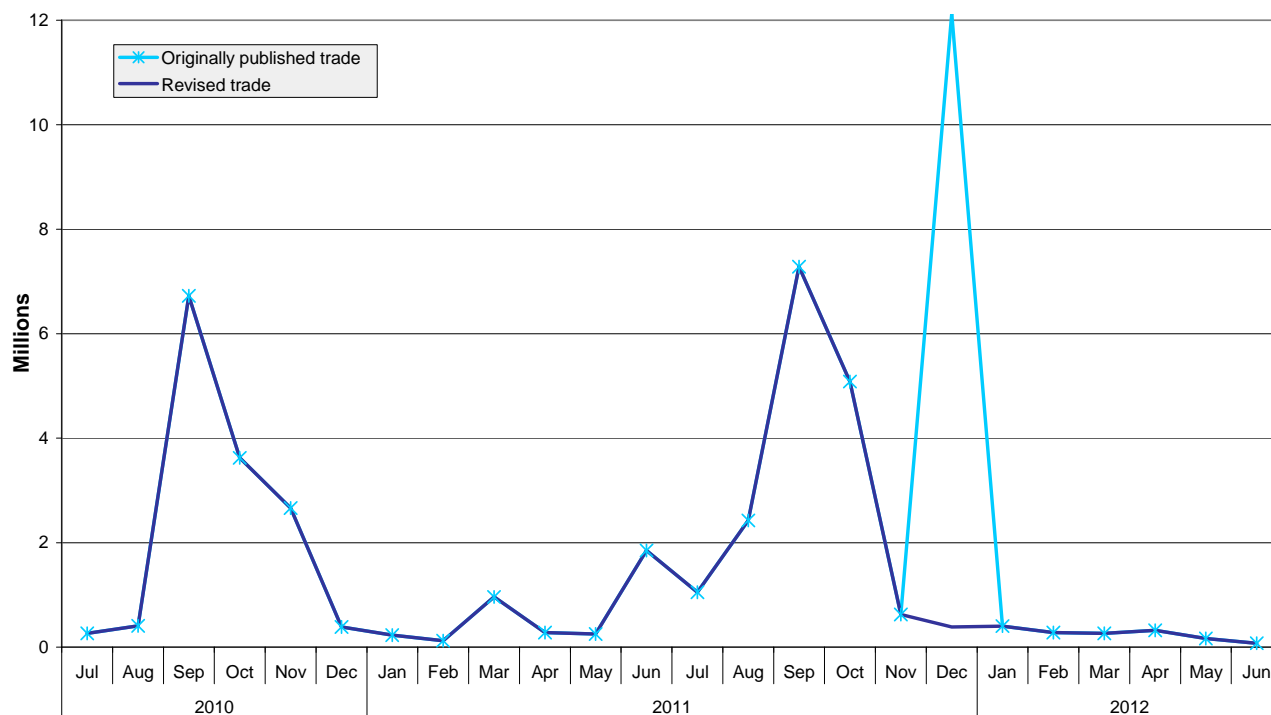
Table 3: Total Units of UK imports from China and the non-EU total for commodity code 34060000 for 2011

Country	£		units	
	Published Value	Published Units	Revised Units	Difference
China	28,046,097	12,549,339	805,705	-11,743,634
non-EU total	76,769,894	32,289,236	20,545,602	-11,743,634

Source: Overseas Trade Statistics, HM Revenue & Customs

Figure 3 shows the published values against the revised figures, on a monthly basis for the commodity affected by this revision.

Figure 3: Units of monthly UK imports from non-EU countries for commodity code 34060000



Source: HM Revenue & Customs Overseas Trade Statistics

Diamonds - Revision 2008-2010

This revision involves amending country of destination for declarations of UK exports to South Africa, Botswana and Namibia in 2008-2010. In total, the change will affect one commodity code over 30 months and will result in a transfer of £201.6 million between countries for 2008, £207.5 million for 2009, and £405.1 million for 2010.

Tables 4 and 5 show the effect the changes will have on the annual values and supplementary units (carats) in the individual commodity code involved in this revision.

Table 4: Total Value of UK Exports to selected countries for commodity code 71023100

Year	Country	Published Value	Revised Value	Difference
2008	Botswana	1,105,729	135,824,742	134,719,013
	Namibia	0	66,877,455	66,877,455
	South Africa	344,306,957	142,710,489	-201,596,468
2009	Botswana	0	149,585,043	149,585,043
	Namibia	0	57,911,907	57,911,907
	South Africa	379,358,999	171,862,049	-207,496,950
2010	Botswana	0	289,070,569	289,070,569
	Namibia	0	116,020,269	116,020,269
	South Africa	596,261,662	191,170,824	-405,090,838

Source: Overseas Trade Statistics, HM Revenue & Customs

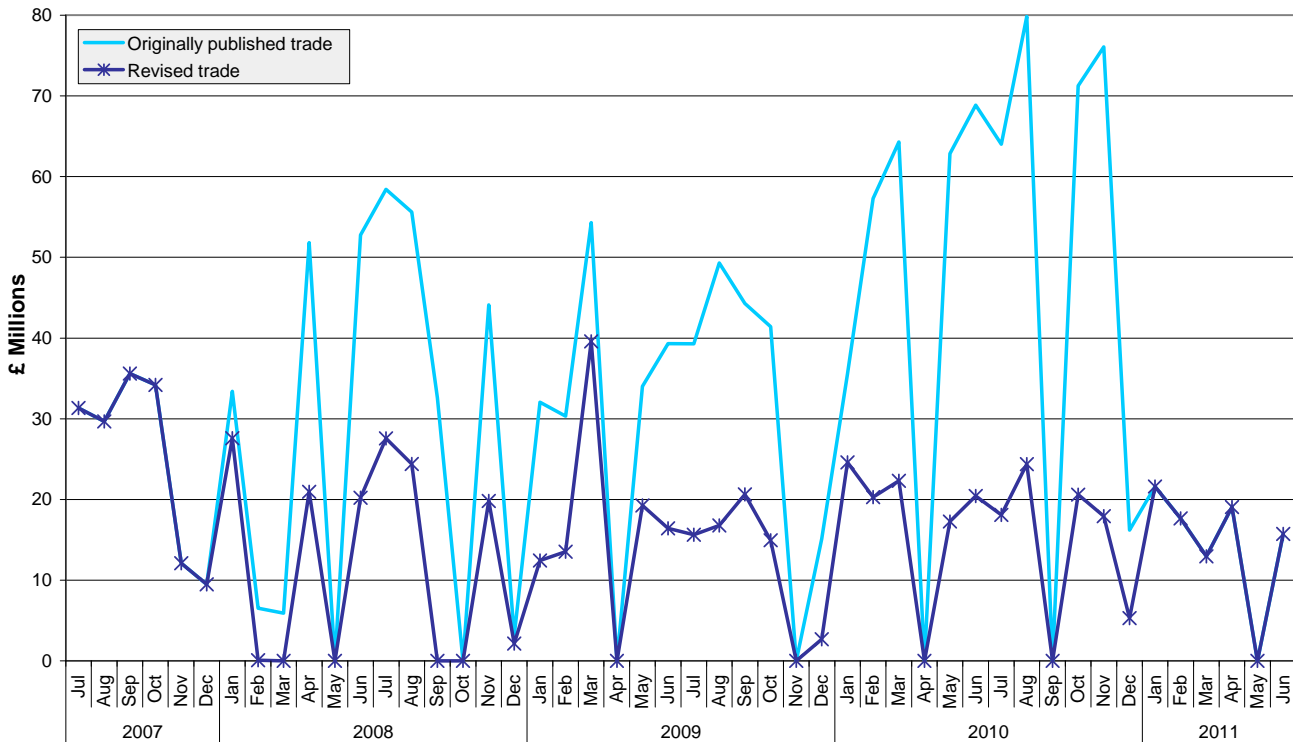
Table 5: Total Supplementary Units (carats) of UK Exports to selected countries for commodity code 71023100

Year	Country	Published Units	Revised Units	Difference	carats
2008	Botswana	5,669	271,543	265,874	
	Namibia	0	107,727	107,727	
	South Africa	624,908	251,307	-373,601	
2009	Botswana	0	358,464	358,464	
	Namibia	0	97,324	97,324	
	South Africa	740,587	284,799	-455,788	
2010	Botswana	0	448,138	448,138	
	Namibia	0	162,123	162,123	
	South Africa	873,840	263,579	-610,261	

Source: Overseas Trade Statistics, HM Revenue & Customs

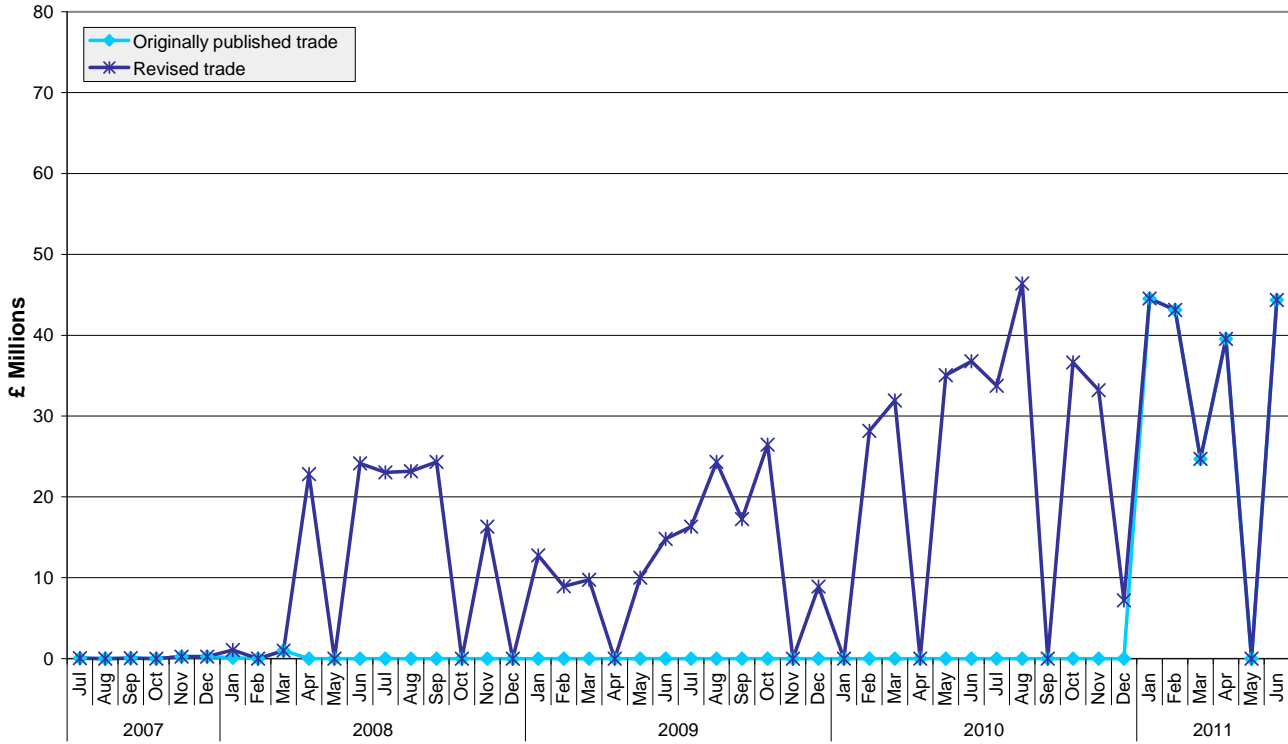
Figures 4 to 6 show the published values against the revised figures, on a monthly basis for the commodity affected by this revision.

Figure 4: Value of UK exports to South Africa for commodity code 71023100



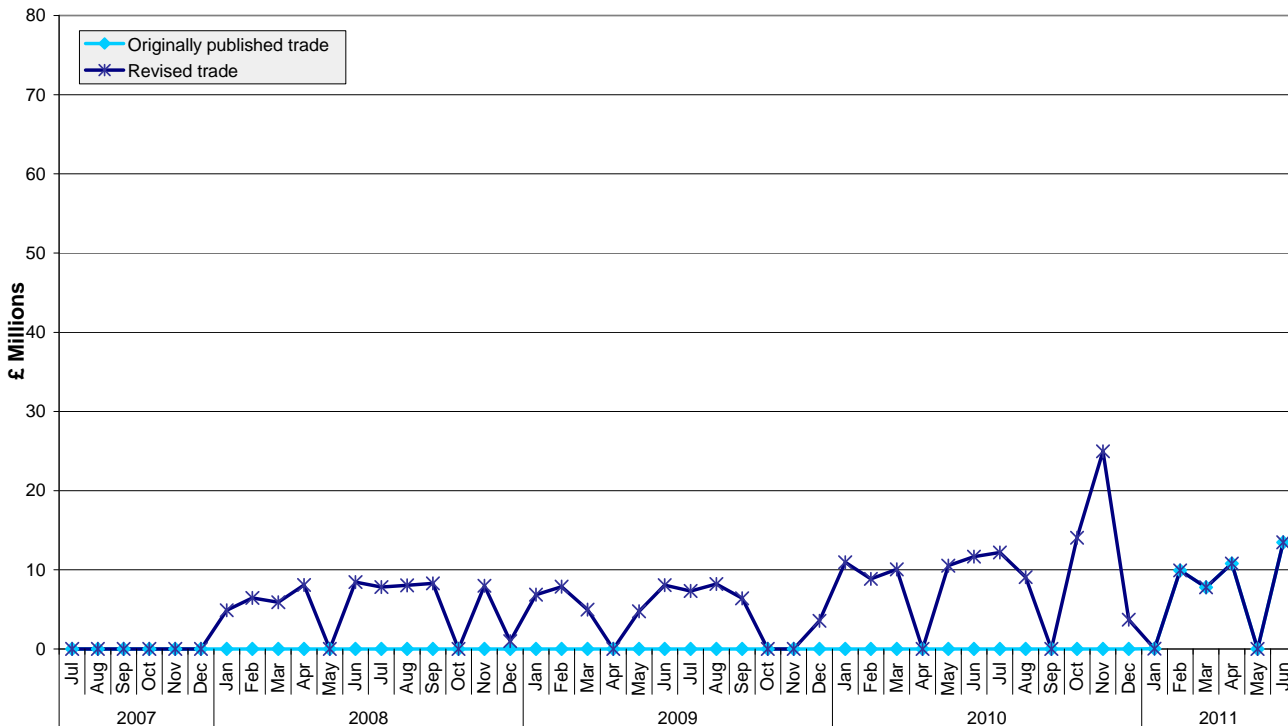
Source: HM Revenue & Customs Overseas Trade Statistics

Figure 5: Value of UK exports to Botswana for commodity code 71023100



Source: HM Revenue & Customs Overseas Trade Statistics

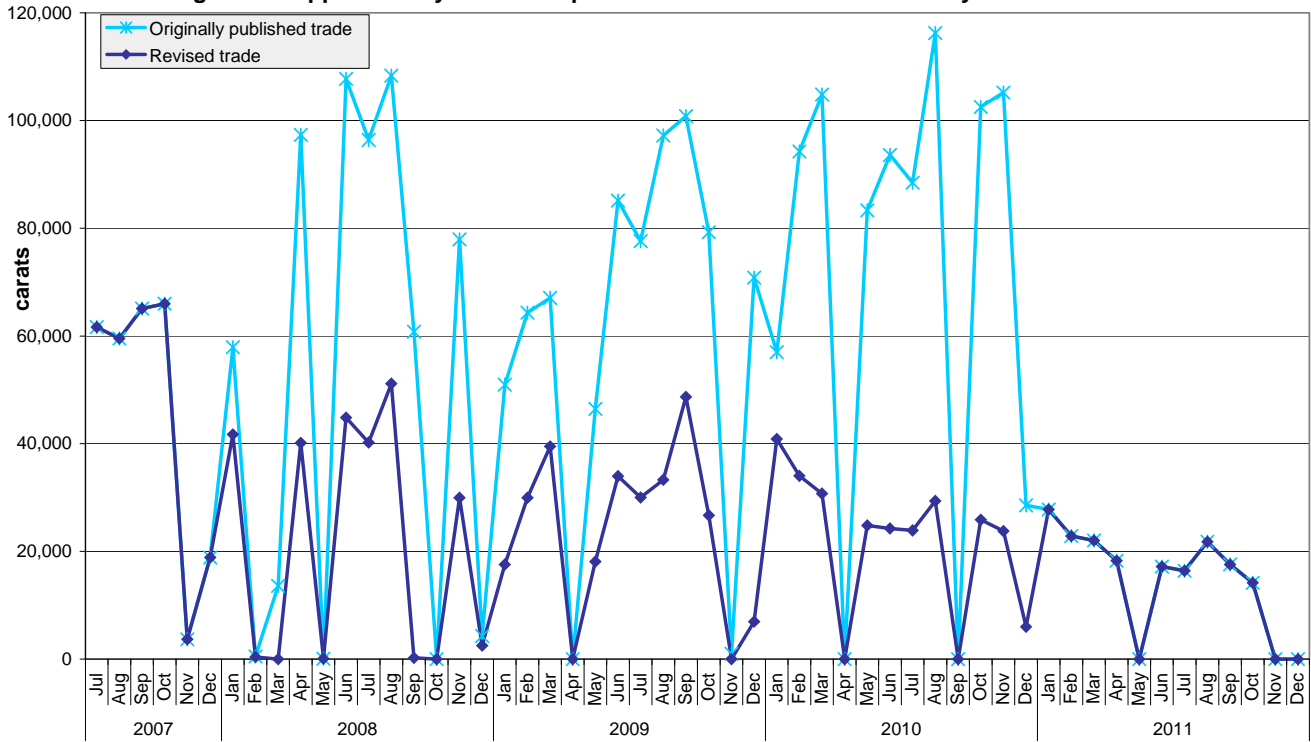
Figure 6: Value of UK exports to Namibia for commodity code 71023100



Source: HM Revenue & Customs Overseas Trade Statistics

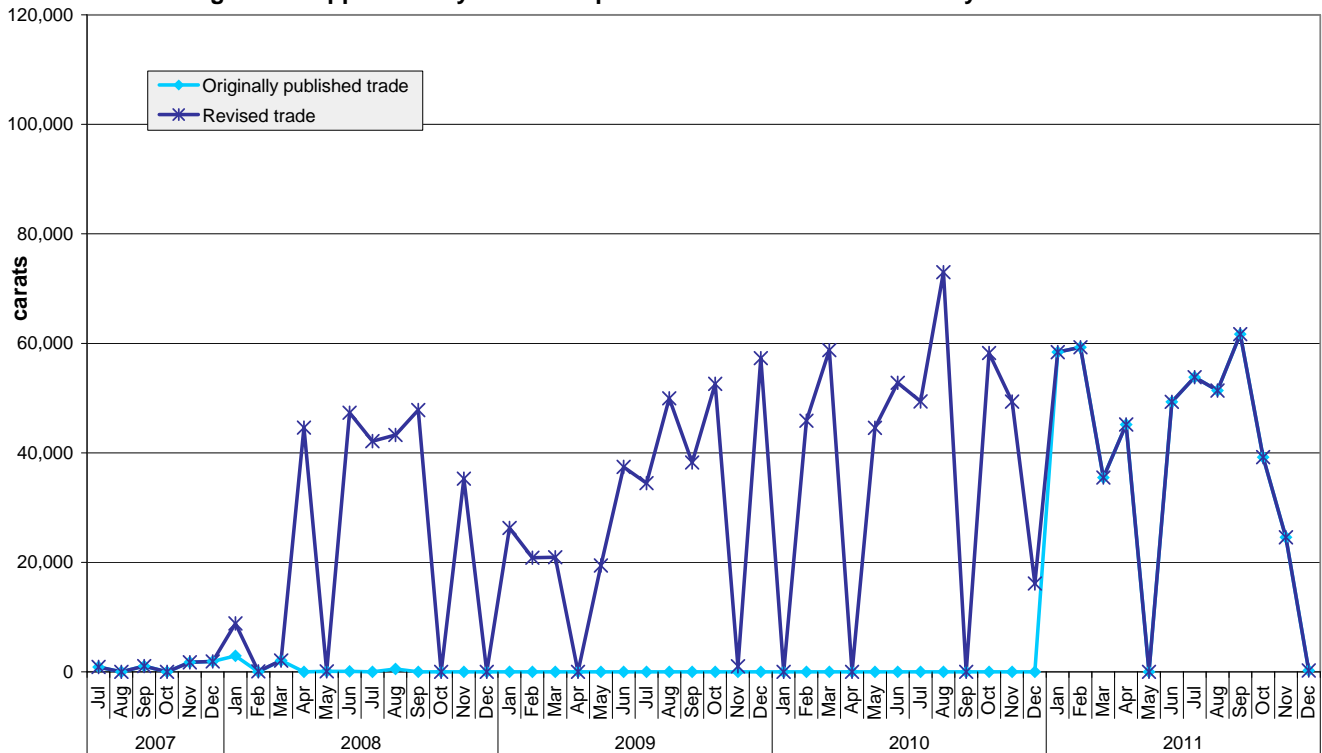
Figures 7 to 9 show how the changes will affect the supplementary units, on a monthly basis for the commodities affected by this revision.

Figure 7: Supplementary units of exports to South Africa for commodity code 71023100



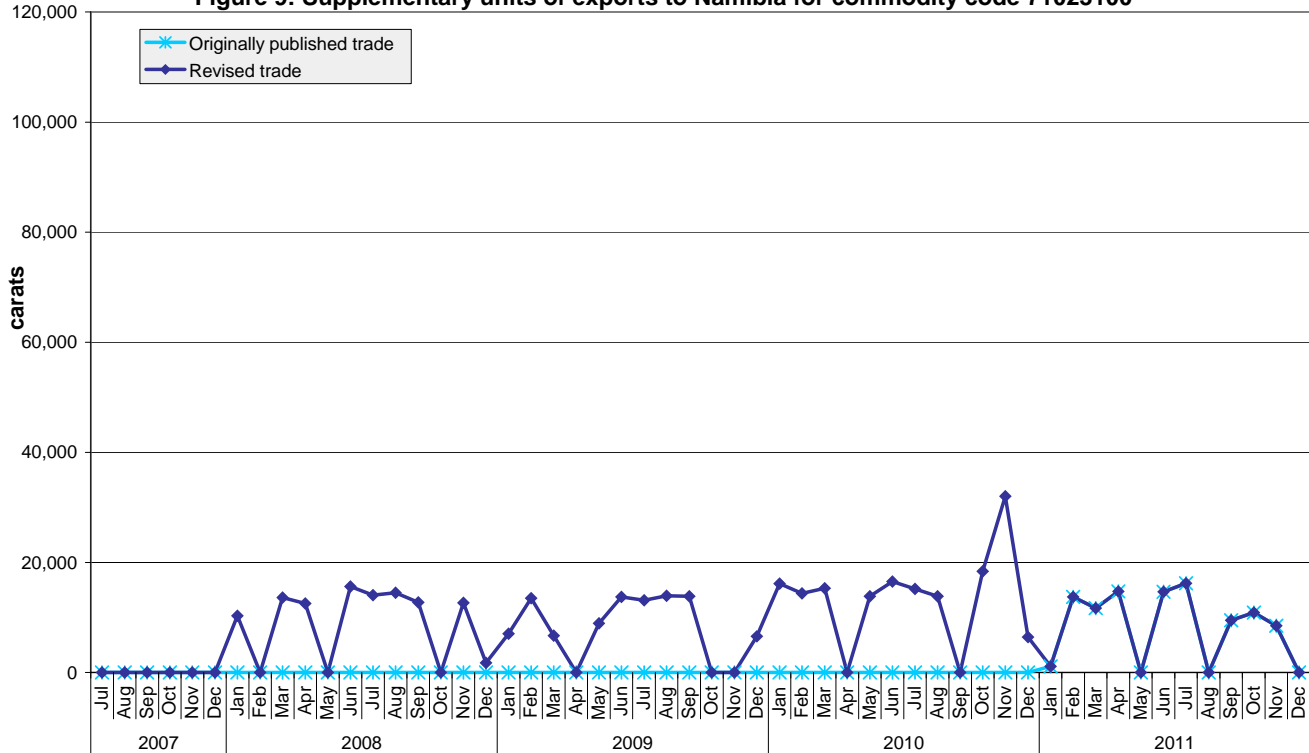
Source: HM Revenue & Customs Overseas Trade Statistics

Figure 8: Supplementary units of exports to Botswana for commodity code 71023100



Source: HM Revenue & Customs Overseas Trade Statistics

Figure 9: Supplementary units of exports to Namibia for commodity code 71023100



Source: HM Revenue & Customs Overseas Trade Statistics

Freezer cabinets - Revision 2007-2008

This revision involves amending declarations for the supplementary units for UK imports from China in 2007 and 2008. In total, the change will affect one commodity code over 17 months. This will result in a decrease of 2.0 million units for imports from China for 2007, and 1.9 million for 2008.

Table 6 shows the impact the changes will have on the supplementary units in the individual commodity code involved in this revision.

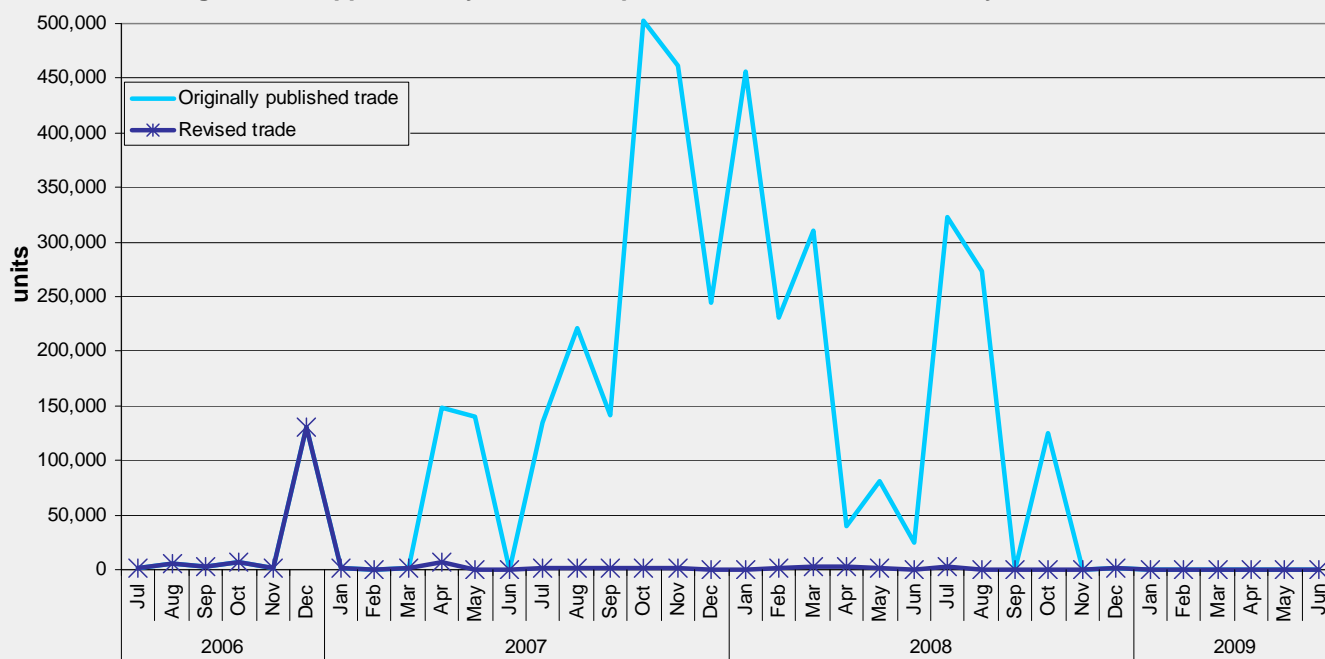
Table 6: Total Units of UK imports from China for commodity code 84185011

Year	£		units	
	Published Value	Published Units	Amended Units	Difference
2007	5,757,297	1,997,885	16,868	-1,981,017
2008	5,986,823	1,867,931	14,231	-1,853,700

Source: Overseas Trade Statistics, HM Revenue & Customs

Figure 10 shows how the change will affect the supplementary units, on a monthly basis for the commodity affected by this revision.

Figure 10: Supplementary units for imports from China for commodity code 84185011



Source: HM Revenue & Customs Overseas Trade Statistics

Used tractors - Revision 2011

This revision involves amending declarations for the supplementary units for UK exports to Botswana in 2011. In total, the change will affect one commodity code over one month (February 2011). This will result in a decrease of 7,499 units for exports to Botswana for 2011.

Table 7 shows the impact the change will have on the annual units in the individual commodity involved in this revision.

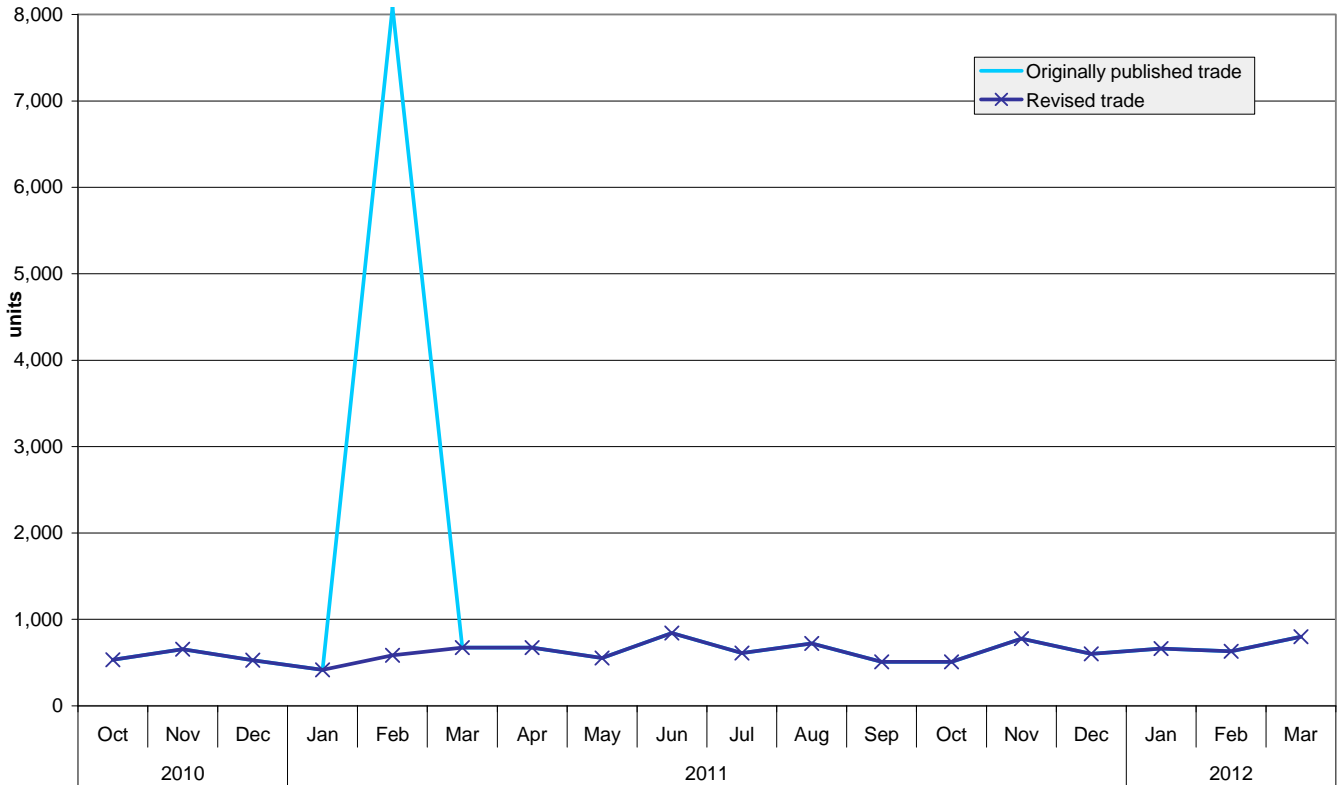
Table 7: Total Units of UK exports to Botswana and the non-EU total for commodity code 87012090 for 2011

Country	£		units	
	Published Value	Published Units	Amended Units	Difference
Botswana	889,790	7,574	75	-7,499
non-EU total	102,867,727	14,980	7,481	-7,499

Source: Overseas Trade Statistics, HM Revenue & Customs

Figure 11 shows the published values against the revised figures, on a monthly basis for the commodity affected by this revision.

Figure 11: Supplementary units for exports to non-EU countries for commodity code 87012090



Source: HM Revenue & Customs Overseas Trade Statistics

Cartridges - Revision 2011

This revision involves amending declarations for the supplementary units for UK exports to Hong Kong in 2011. In total, the change will affect one commodity code over one month (August 2011). This will result in a decrease of 47,952 units for exports to Hong Kong for 2011.

Table 8 shows the impact the change will have on the annual units in the individual commodity involved in this revision.

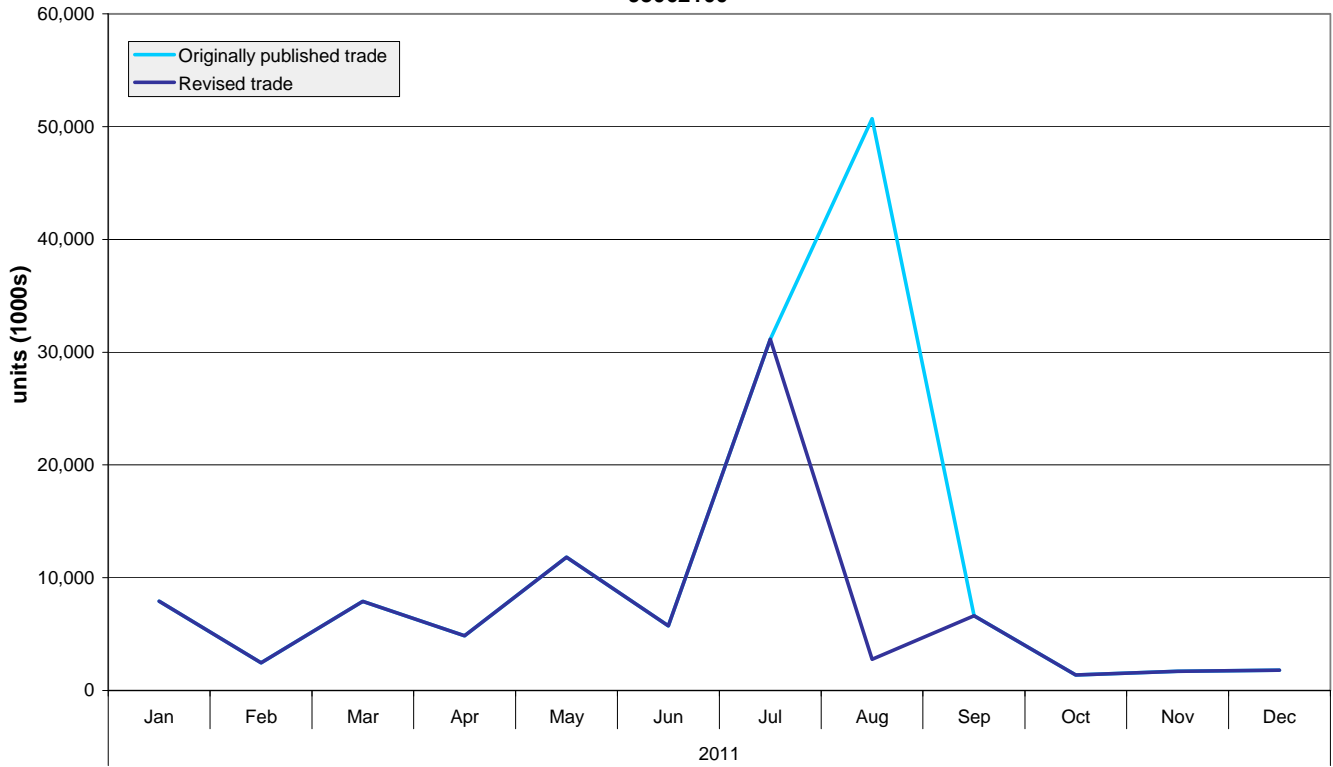
Table 7: Total Units of UK exports to Hong Kong and the non-EU total for commodity code 93062100

Country	£		units (1000s)	
	Published Value	Published Units	Amended Units	Difference
Hong Kong	17,827	48,000	48	-47,952
non-EU total	4,184,403	134,019	86,067	-47,952

Source: Overseas Trade Statistics, HM Revenue & Customs

Figure 12 shows the published values against the revised figures, on a monthly basis for the commodity affected by this revision.

Figure 12: Supplementary units (1000s) for exports to non-EU countries for commodity code 93062100



Source: HM Revenue & Customs Overseas Trade Statistics

These revisions will be reflected in the interactive data tables available on the HMRC trade data website www.uktradeinfo.com .

For a full list of commodity codes and their description, please visit the ICN online at <https://www.uktradeinfo.com/TradeTools/ICN/Pages/ICNBySection.aspx>

Note: Some of these revisions will require corresponding revision to the published Regional Trade Statistics data. These changes will be made as soon as possible, and in time for the next RTS release on 4 September 2014. Information about revisions to the Regional Trade Statistics will be published on the website, www.uktradeinfo.com

For more information, please contact:

Public enquires

Uktradeinfo Customer Services on uktradeinfo@hmrc.gsi.gov.uk

Tel: 03000 594250

Annex

Commodity Code	Description
27112100	Natural gas in gaseous state
34060000	Candles, tapers and the like
71023100	Non-industrial diamonds unworked or simply sawn, cleaved or bruted (excl. industrial diamonds)
84185011	Refrigerated show-cases and counters, with a refrigerating unit or evaporator, for frozen food storage
87012090	Road tractors for semi-trailers, used
93062100	Cartridges for smooth-barrelled shotguns