

EU Overseas Trade Statistics (OTS): Revisions to Data (July 2014)

Following quality assurance and checking procedures, Trade Statistics has identified a number of areas where businesses had submitted trade incorrectly on their original trade declarations.

Given the scale and the impact of the changes on trade statistics, HMRC have revised the trade figures for 2005 to 2012. These revisions have been released today in line with the UK Statistical Authority Code of Practice for Official Statistics and the HMRC Trade Statistics Revision Policy.

The revisions, made for each affected period, are:

- Mineral fuels, UK exports to the EU
 - £73.7 million amendment within Chapter 27, 2012.
- Organic chemicals, UK imports from the EU
 - £57.7 million decrease within Chapter 29, 2010.
- Pharmaceuticals, UK imports from the EU
 - £434.7 million decrease within Chapter 30, 2010.
- Precious metals, UK imports from the EU
 - 161 tonne decrease to net mass within Chapter 71, 2005.
 - 876 tonne decrease to net mass within Chapter 71, 2006.
 - 350 tonne decrease to net mass within Chapter 71, 2007.
 - 1,984 tonne decrease to net mass within Chapter 71, 2008.
 - 40 tonne decrease to net mass within Chapter 71, 2009.
 - 76 tonne decrease to net mass within Chapter 71, 2011.
- Precious metals, UK exports to the EU
 - 46 tonne decrease to net mass within Chapter 71, 2005.
 - 29 tonne decrease to net mass within Chapter 71, 2007.
 - 31 tonne decrease to net mass within Chapter 71, 2008.
 - 3 tonne decrease to net mass within Chapter 71, 2009.
 - 510 tonne decrease to net mass within Chapter 71, 2011.
- Machinery, UK imports from the EU
 - £ 0.4 million increase within Chapter 84, 2010.
- Electronic equipment, UK imports from the EU
 - £ 1.1 million increase within Chapter 85, 2010.
 - £ 1.6 million increase within Chapter 85, 2011.
 - £ 5.8 million increase within Chapter 85, 2012.
- Electronic equipment, UK exports to the EU
 - £ 159.6 million increase within Chapter 85, 2010.
 - £ 98.7 million increase within Chapter 85, 2011.
 - £ 0.7 million increase within Chapter 85, 2012.

- Cars, UK imports from the EU
 - £ 14.7 million amendment within Chapter 87, 2010.
 - £ 122.3 million amendment within Chapter 87, 2011.
- Aeroplanes, UK imports from the EU
 - £ 31.3 million amendment within Chapter 88, 2012.
- Other Products, UK imports from the EU
 - £17.1 million amendment within Chapter 99, 2010.
 - £21.1 million amendment within Chapter 99, 2011.
 - £13.0 million amendment within Chapter 99, 2012.
- Other Products, UK exports to the EU
 - £159.6 million decrease within Chapter 99, 2010.
 - £98.7 million decrease within Chapter 99, 2011.
 - £4.0 million amendment within Chapter 99, 2012.

(See Annex for commodity code details).

The Revisions

Revisions are being made to the value data for the commodities listed below for the relevant months and, where appropriate, to the associated net mass and the supplementary unit data.

Mineral fuels - Revision 2012

This change involves amending country destinations for declarations of UK exports to Germany, and one classification for exports to Cyprus in 2012. In total, the change will affect three commodity codes over two months and will result in a decrease of £0.7 million and a transfer of £42.5 million between countries, and a transfer of £30.5 million between commodity codes over this period.

Tables 1 and 2 show the impact the changes will have on the annual values and net mass in the individual commodities involved in this revision.

Table 1: Total Value of UK exports for selected commodities for 2012

Country	Commodity Code	Published Value	Revised Value	Difference	£
Netherlands	27090090	768,160,759	724,933,492	-43,227,267	
Germany	27090090	358,336,615	400,883,529	42,546,914	
Cyprus	27102035	30,491,034	0	-30,491,034	
Cyprus	27101964	0	30,491,034	30,491,034	

Source: Overseas Trade Statistics, HM Revenue & Customs

Table 2: Total Net Mass of UK exports for selected commodities for 2012

Country	Commodity Code	Published Value	Revised Value	Difference	kg
Netherlands	27090090	1,449,961,787	1,366,832,427	-83,129,360	
Germany	27090090	670,087,953	753,217,313	83,129,360	
Cyprus	27102035	69,938,124	0	-69,938,124	
Cyprus	27101964	0	69,938,124	69,938,124	

Source: Overseas Trade Statistics, HM Revenue & Customs

Figures 1 to 3 show the published values against the revised figures, on a monthly basis for the commodities affected by this revision.

£ Millions

Figure 1: Value of monthly UK exports to Germany and the Netherlands for commodity code 27090090

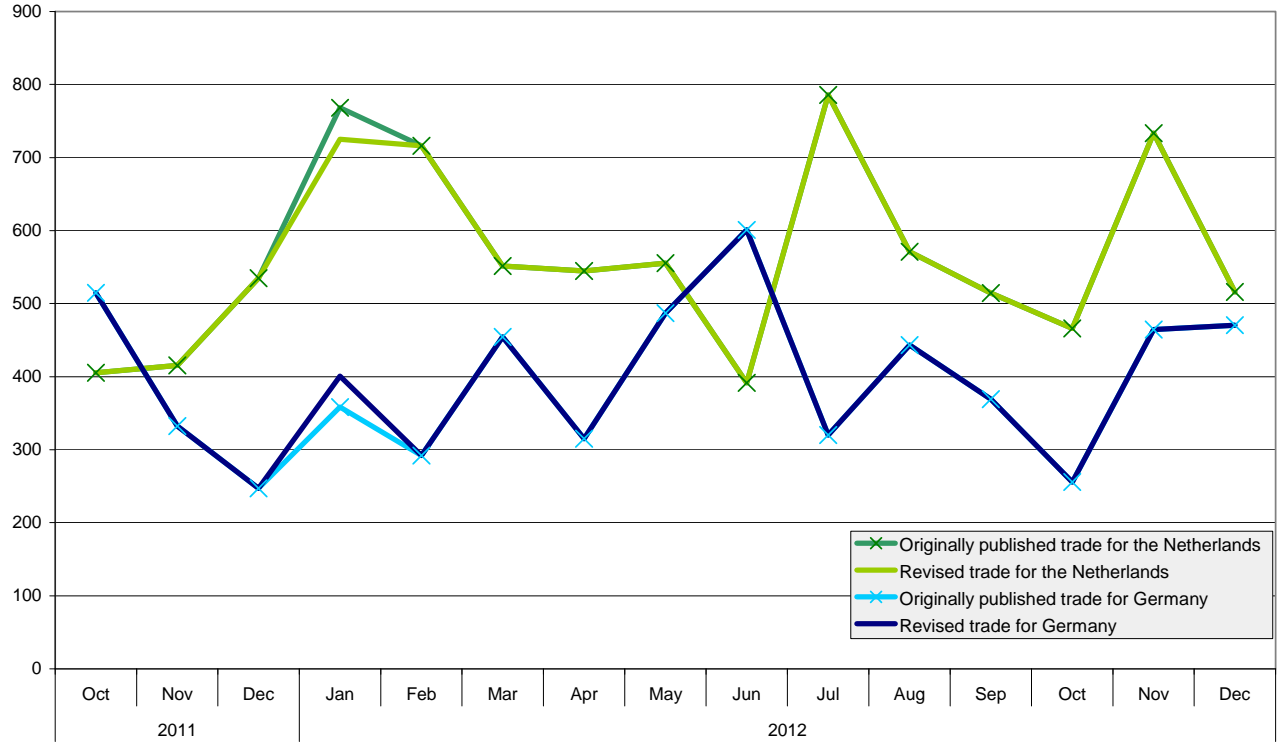


Figure 2: Value of UK monthly exports to Cyprus for commodity code 27101964

£ Millions

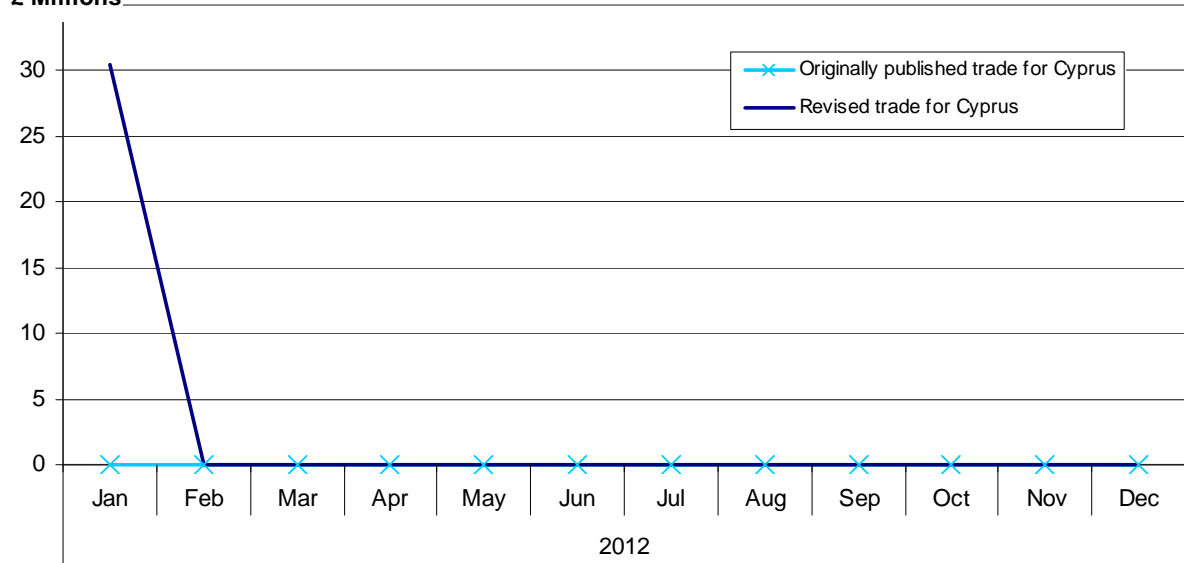
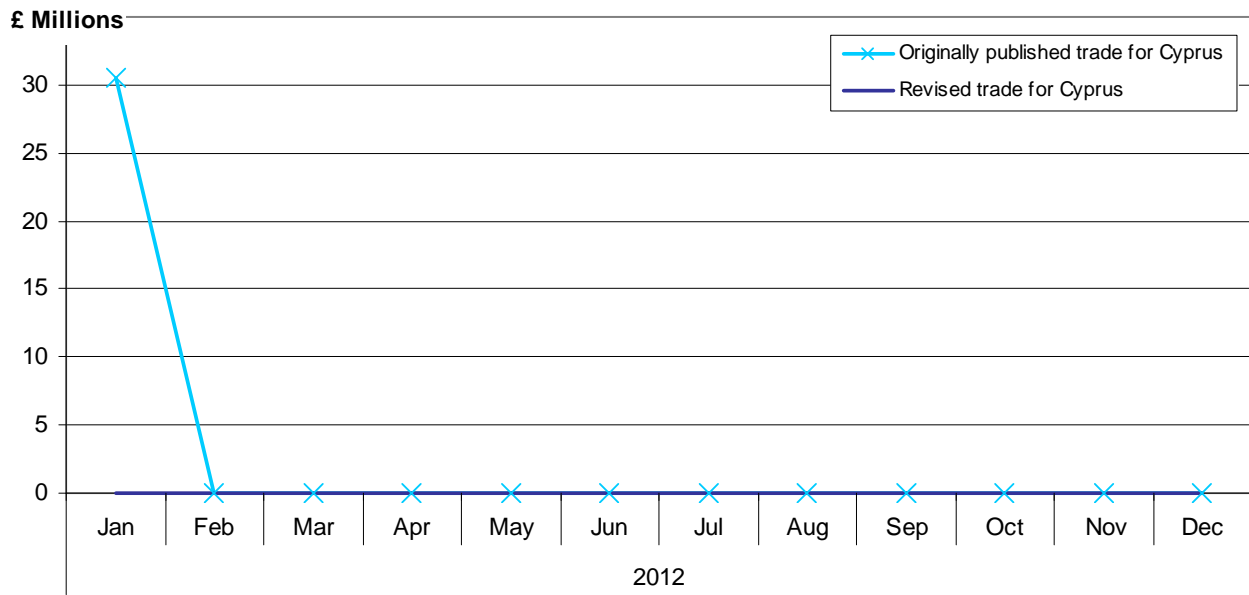


Figure 3: Value of UK monthly exports to Cyprus for commodity code 27102035



Figures 4 to 6 show how the changes will affect the net mass, on a monthly basis for the commodities affected by this revision.

Figure 4: Net mass of monthly UK exports to Germany and the Netherlands for commodity code 27090090

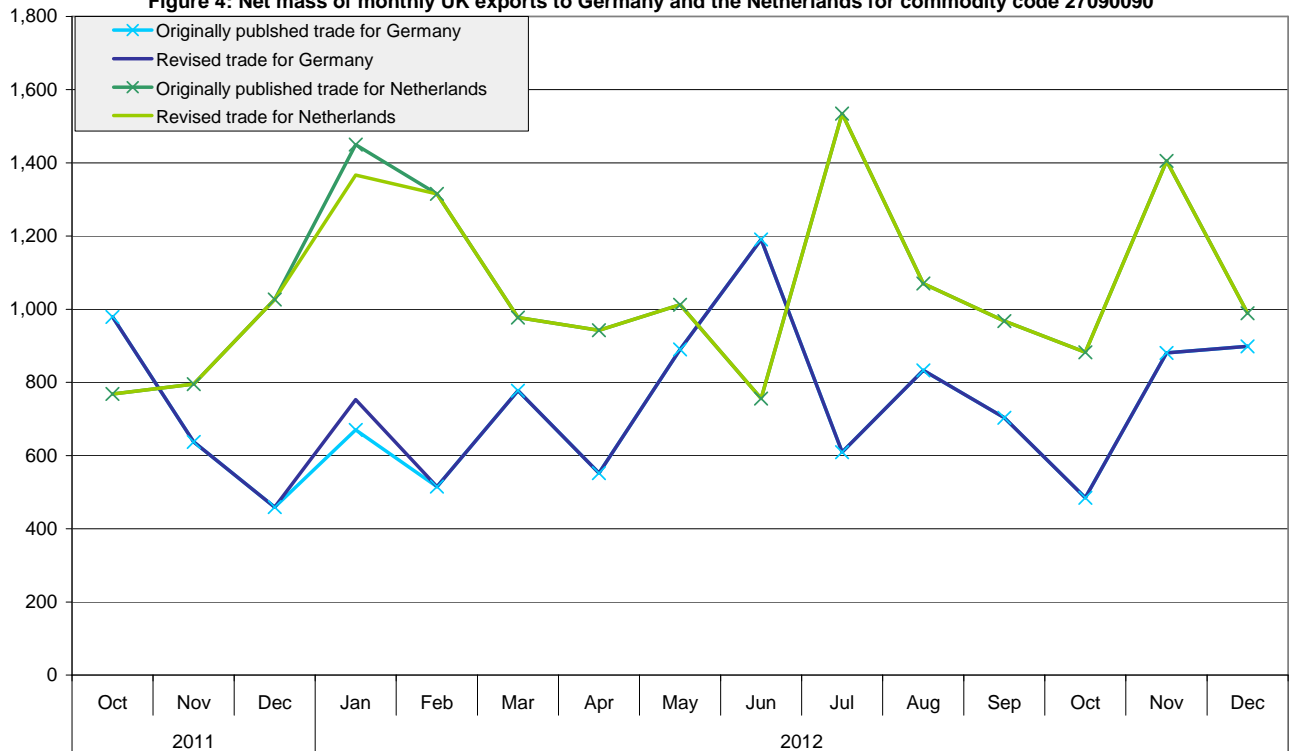


Figure 5: Net mass of UK monthly exports to Cyprus for commodity code 27101964

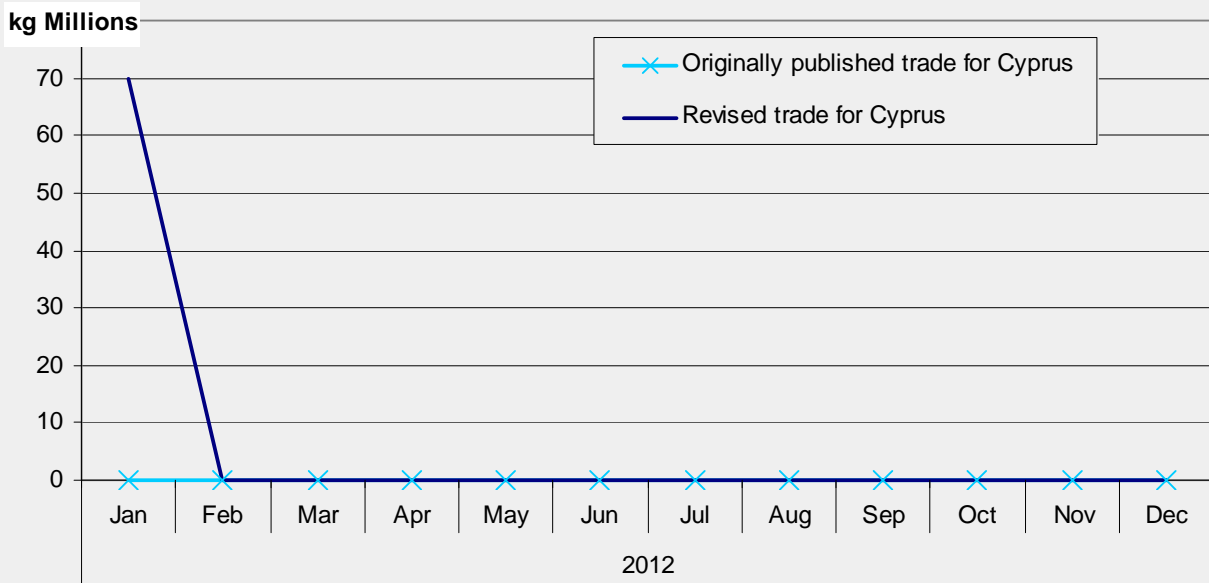
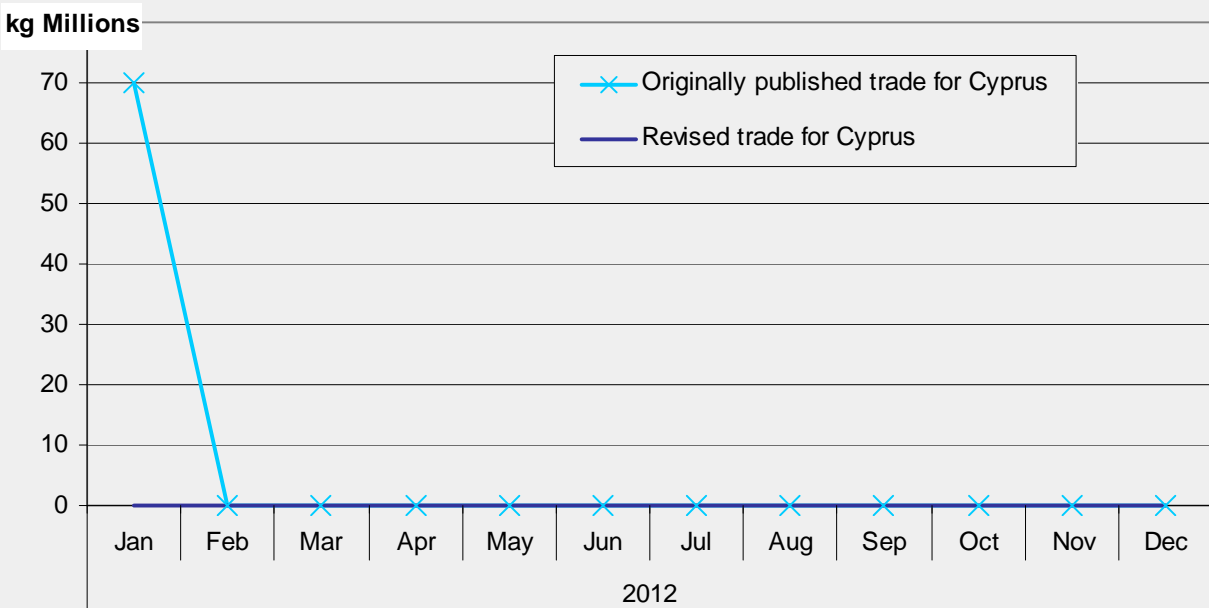


Figure 6: Net mass of UK monthly exports to Cyprus for commodity code 27102035



Pharmaceuticals and Chemicals - Revision 2010

This change involves amending published trade for UK imports from the Netherlands in 2010. In total, the change will affect three commodity codes over nine months. This will result in a decrease of £492.4 million for imports from the Netherlands for 2010.

Tables 3 and 4 show the impact the changes will have on the annual values and net mass in the individual commodities involved in this revision.

Table 3: Total Value of UK imports from the Netherlands for selected commodities, 2010

£

Commodity Code	Published Value	Revised Value	Difference
29091990	129,074,477	71,421,600	-57,652,877
30021091	498,426,648	94,638,599	-342,726,319
30049000	917,649,366	825,647,077	-92,002,289

Source: Overseas Trade Statistics, HM Revenue & Customs

Table 4: Total Net mass of UK imports from the Netherlands for selected commodities, 2010

kg

Commodity Code	Published Value	Revised Value	Difference
29091990	21,309,193	7,036,383	-14,272,810
30021091	1,539,975	34,864	-1,505,111
30049000	3,503,061	3,226,122	-276,939

Source: Overseas Trade Statistics, HM Revenue & Customs

Figures 7 to 9 show the published values against the revised figures, on a monthly basis for the commodities affected by this revision.

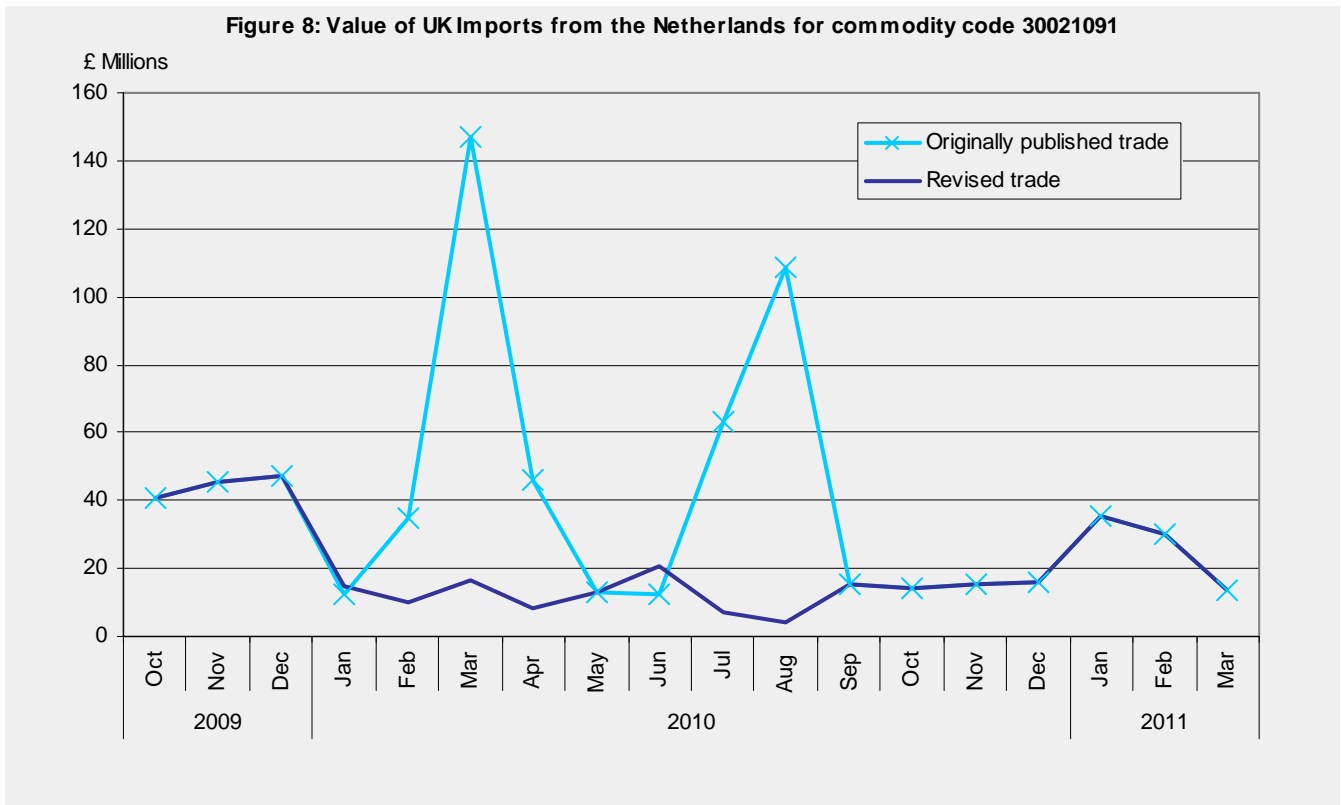
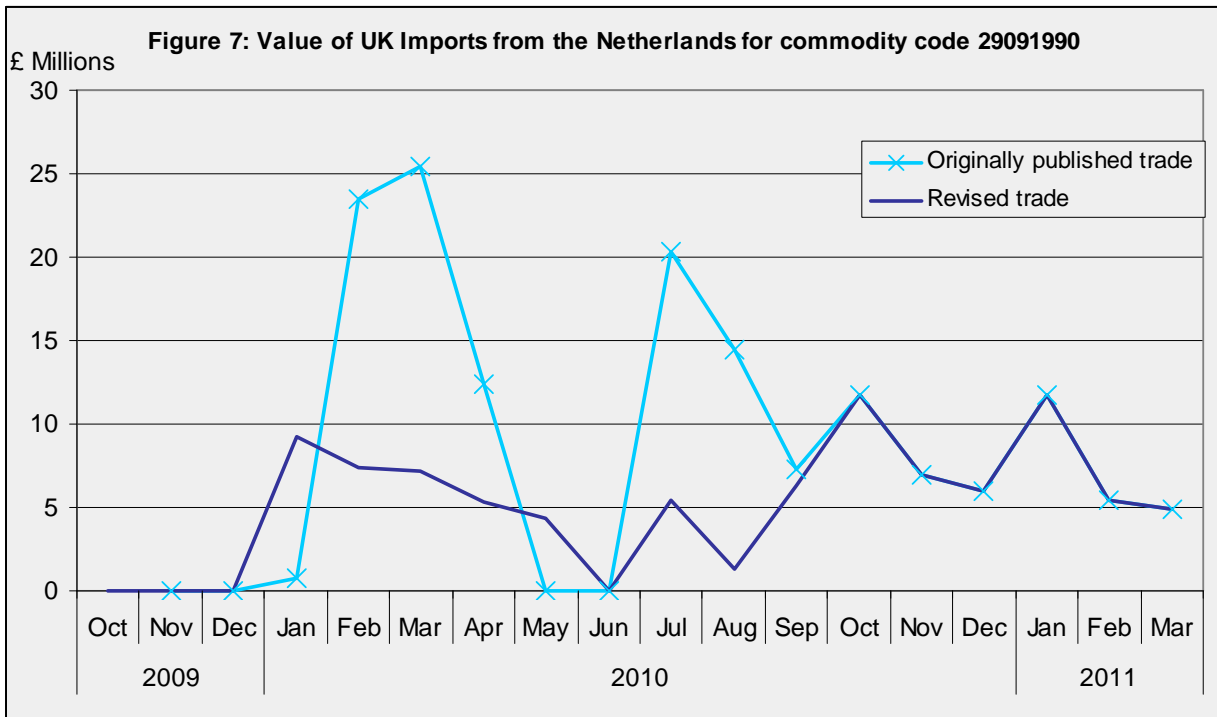
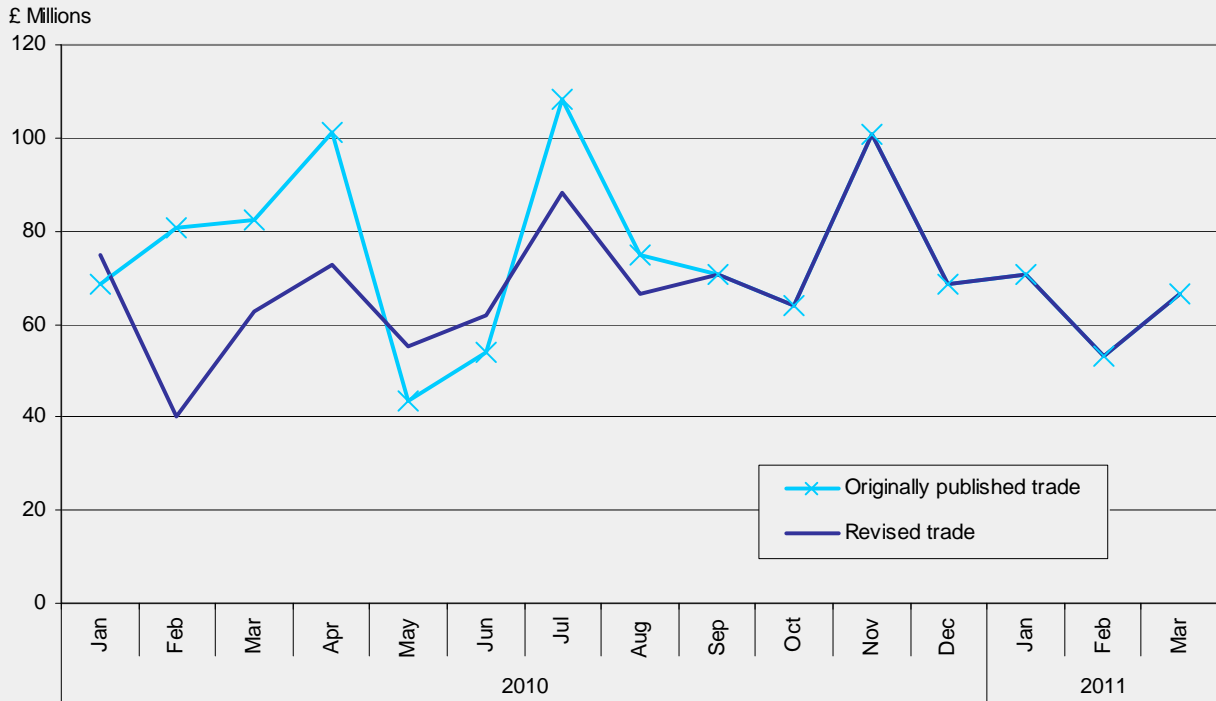


Figure 9: Value of UK Imports from the Netherlands for commodity code 30049000



Figures 10 to 12 show how the changes will affect the net mass, on a monthly basis for the commodities affected by this revision.

Figure 10: Net Mass of UK imports from the Netherlands for commodity code 29091990

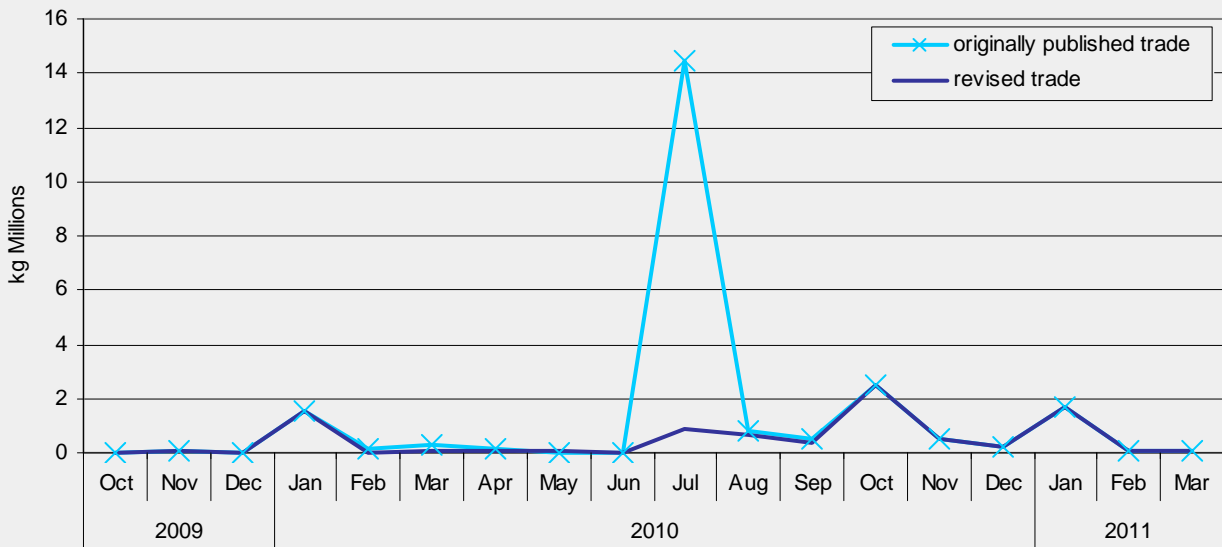


Figure 11: Net Mass of UK imports from the Netherlands for commodity code 30021091

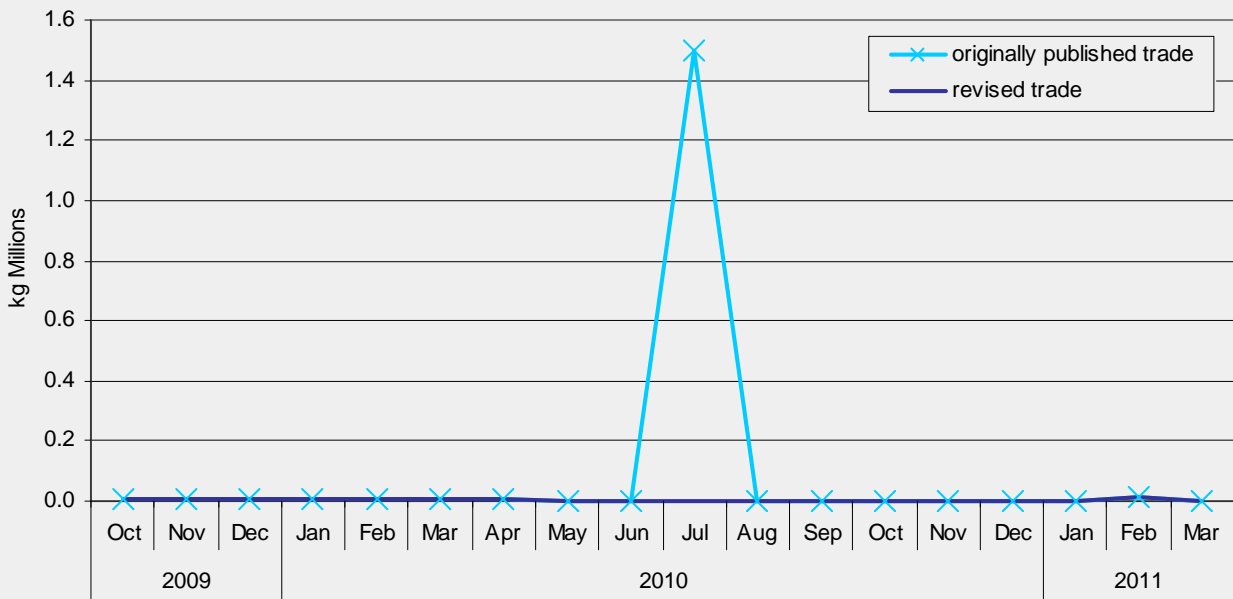
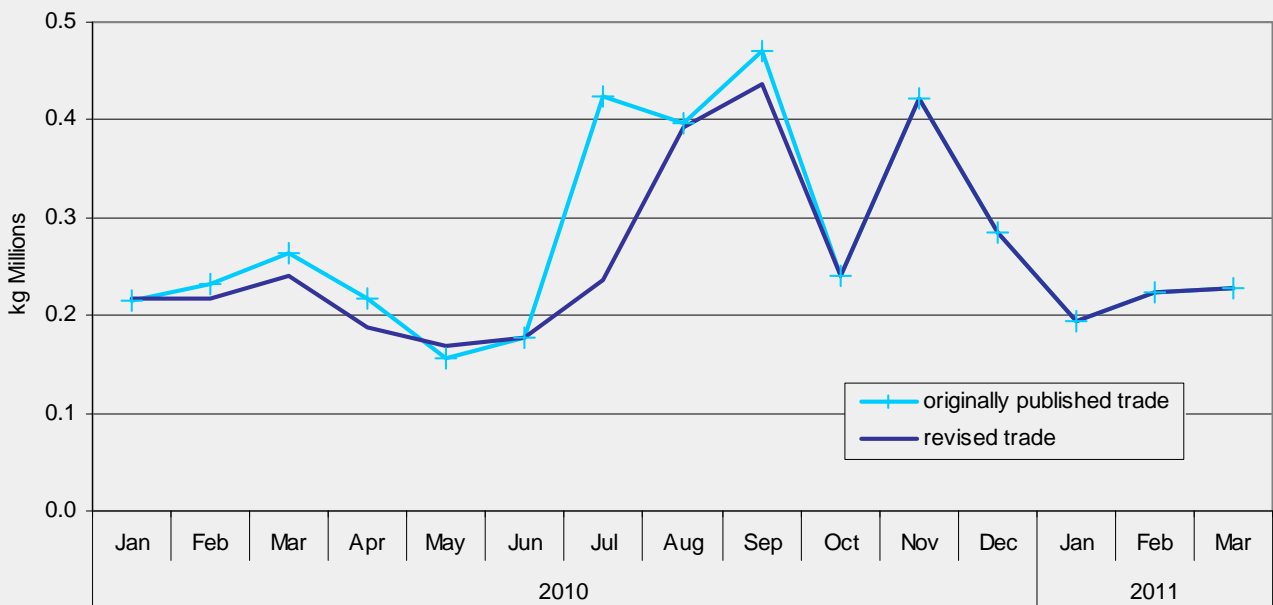


Figure 12: Net Mass of UK imports from the Netherlands for commodity code 30049000



Precious metals - Revision 2005-2011

This change involves amending published net mass declarations for UK imports and exports from the EU for several years. In total, the change will affect three commodity codes within HS4 7108 (Gold, incl. gold plated with platinum, unwrought or not further worked than semi-manufactured or in powder form).

Tables 5 and 6 show the impact the changes will have on the annual values and net mass for the HS4 totals.

Table 5: Total Value of UK imports from the EU for selected commodities

Year	£		kg	
	Published Value	Published Mass	Amended Mass	Difference
2005	374,133,719	211,808	51,245	-160,563
2006	571,418,057	949,635	73,411	-876,224
2007	68,095,708	357,556	7,640	-349,916
2008	98,194,456	1,995,474	11,240	-1,984,234
2009	860,880,093	90,954	50,628	-40,326
2011	1,907,642,340	149,315	72,895	-76,420

Source: Overseas Trade Statistics, HM Revenue & Customs

Table 6: Total Value of UK exports to the EU for selected commodities

Year	£		kg	
	Published Value	Published Mass	Amended Mass	Difference
2005	358,245,304	100,176	54,578	-45,598
2007	129,024,814	44,163	15,519	-28,644
2008	161,319,332	45,663	14,402	-31,261
2009	53,313,180	6,154	2,855	-3,299
2011	180,222,296	518,833	9,256	-509,577

Source: Overseas Trade Statistics, HM Revenue & Customs

Figure 13: Net Mass of UK Imports of gold from the EU

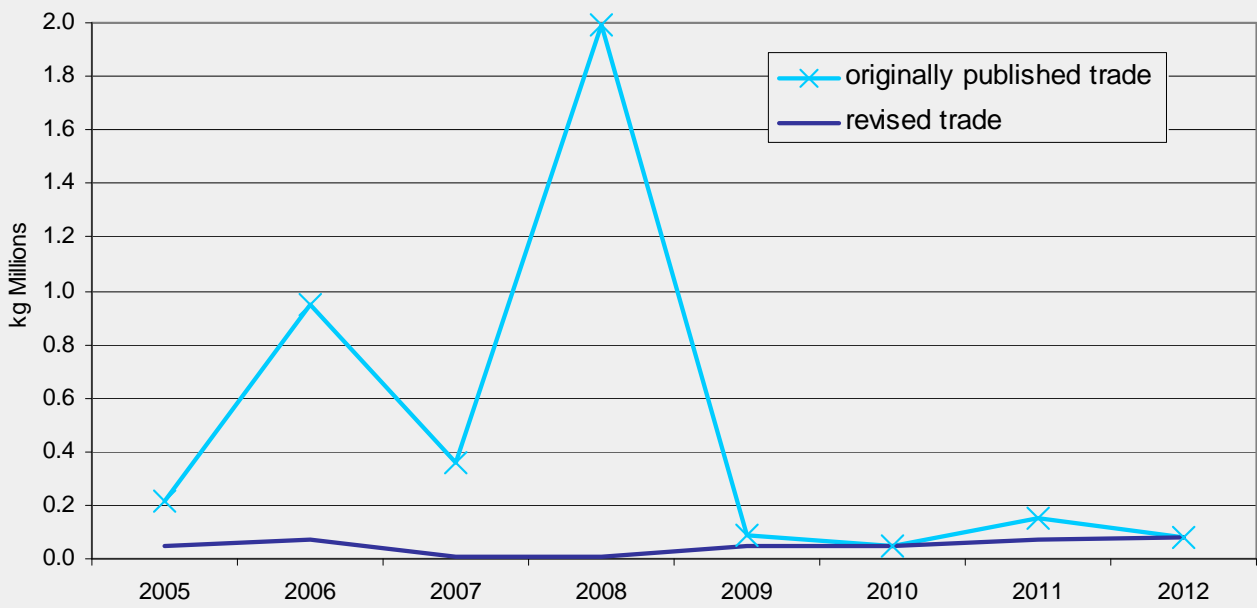
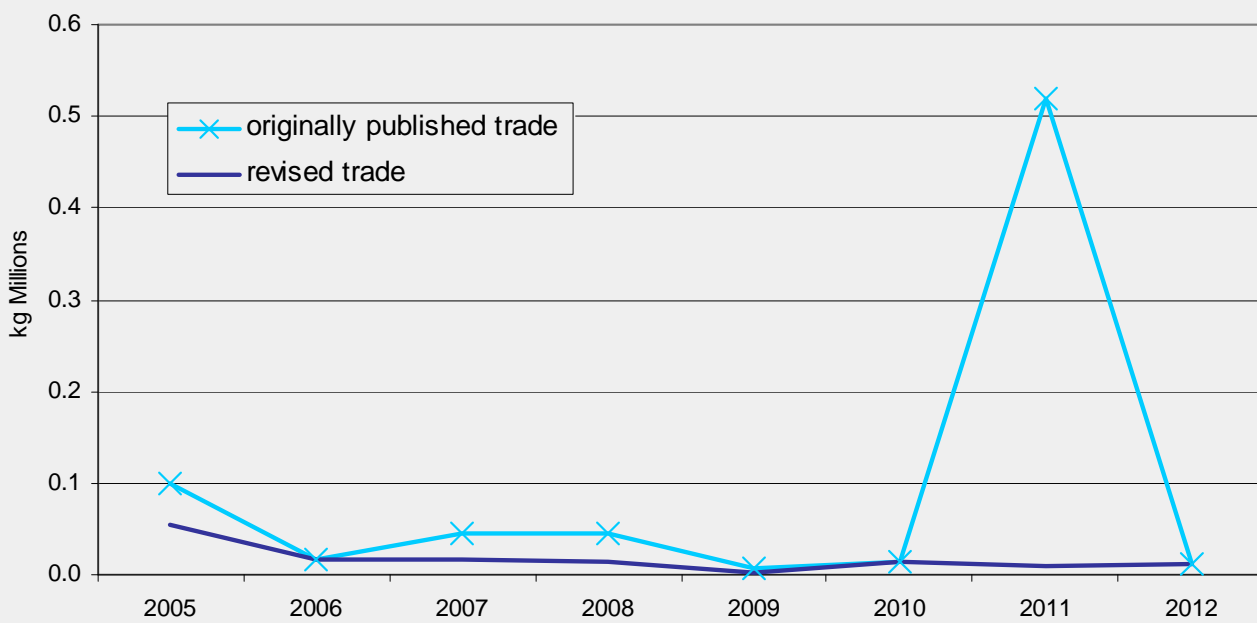


Figure 14: Net Mass of UK Exports of gold to the EU



Motor cars - Revision 2010 - 2011

This change involves amending published trade for UK imports from the Czech Republic in 2010 and 2011. In total, the change will affect two separate commodity codes over fifteen months. This will result in a decrease of £2.9 million and a transfer of £14.7 million between commodity codes for imports from the Czech Republic for 2010, and decrease of £10.8 million and a transfer of £122.3 million for 2011.

Tables 7 and 8 show the impact the changes will have on the annual values and net mass in the individual commodities involved in this revision.

Table 7: Total Value of UK imports from the Czech Republic for selected commodities

£

Year	Commodity Code	Published Value	Revised Value	Difference
2010	87032319	143,760,570	126,130,268	-17,630,302
	87033219	195,597,326	210,296,046	14,698,720
2011	87032319	162,971,944	29,865,659	-133,106,285
	87033219	0	122,275,262	122,275,262

Source: Overseas Trade Statistics, HM Revenue & Customs

Table 8: Total Supplementary units of UK imports from the Czech Republic for selected commodities

Units

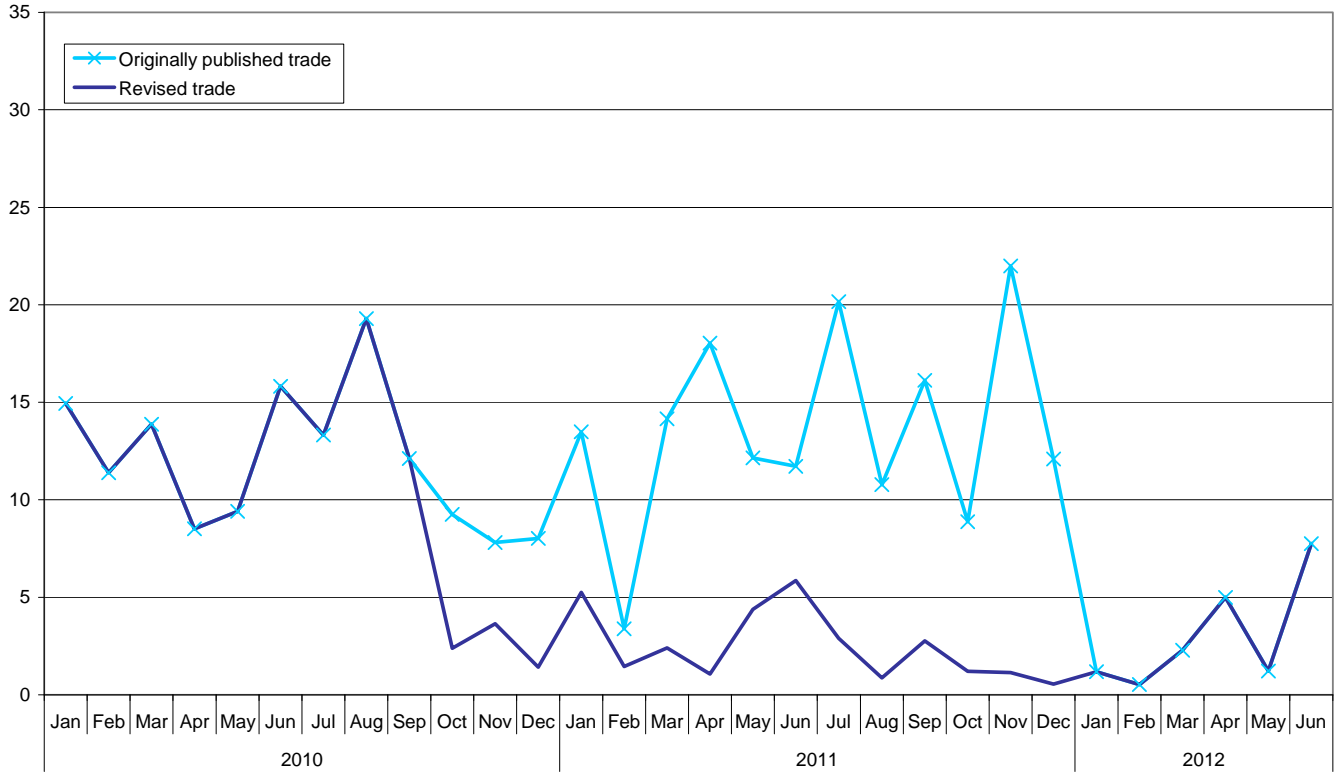
Year	Commodity Code	Published Value	Revised Value	Difference
2010	87032319	15,760	14,042	-1,718
	87033219	18,347	20,065	1,718
2011	87032319	14,850	3,166	-11,684
	87033219	0	11,131	11,131

Source: Overseas Trade Statistics, HM Revenue & Customs

Figures 15 and 16 show the published values against the revised figures, on a monthly basis for the commodities affected by this revision. This covers both of the years affected.

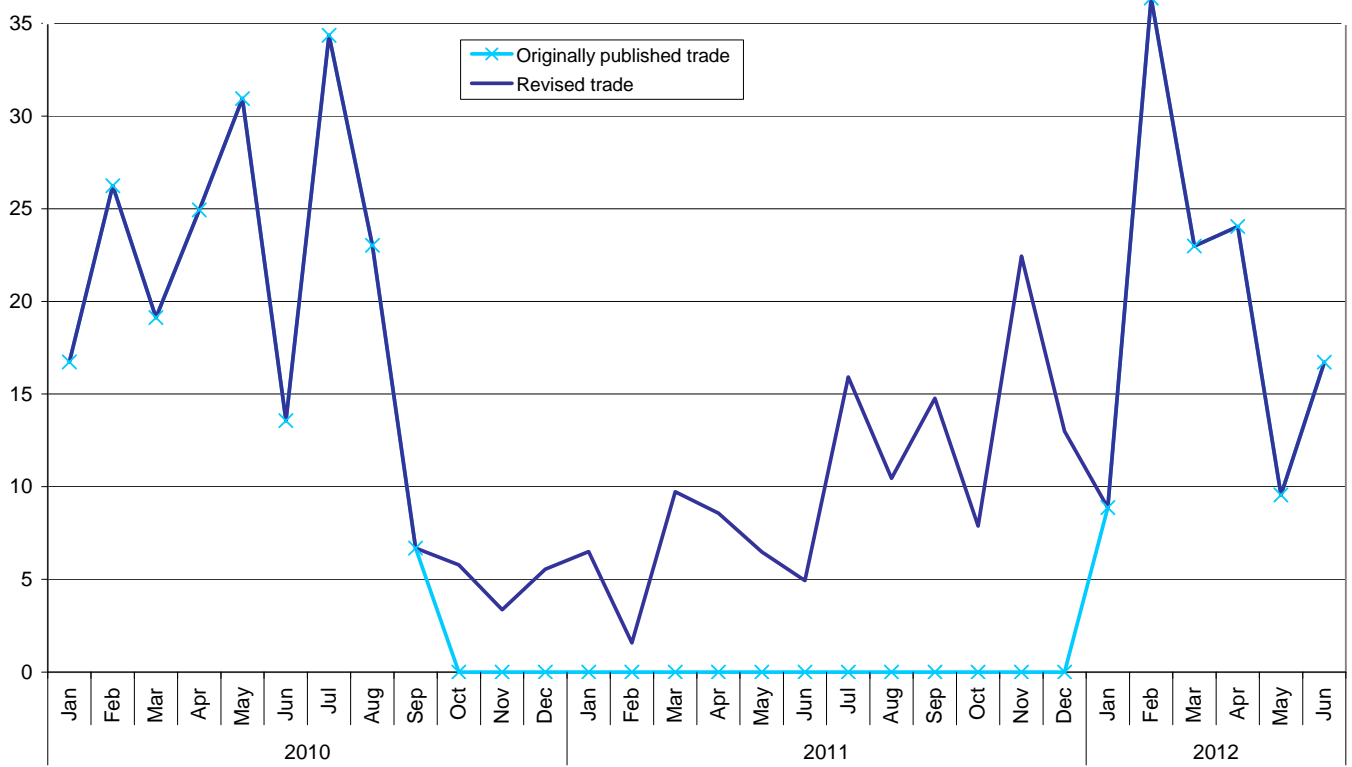
£ Millions

Figure 15: Value of arrivals from Czech Republic for commodity code 87032319



£ Millions

Figure 16: Value of arrivals from Czech Republic for commodity code 87033219



Figures 17 and 18 show how the changes will affect the supplementary units for these commodities on a monthly basis. This covers both of the years affected.

Figure 17: Supplementary units of arrivals from Czech Republic for commodity code 87032319

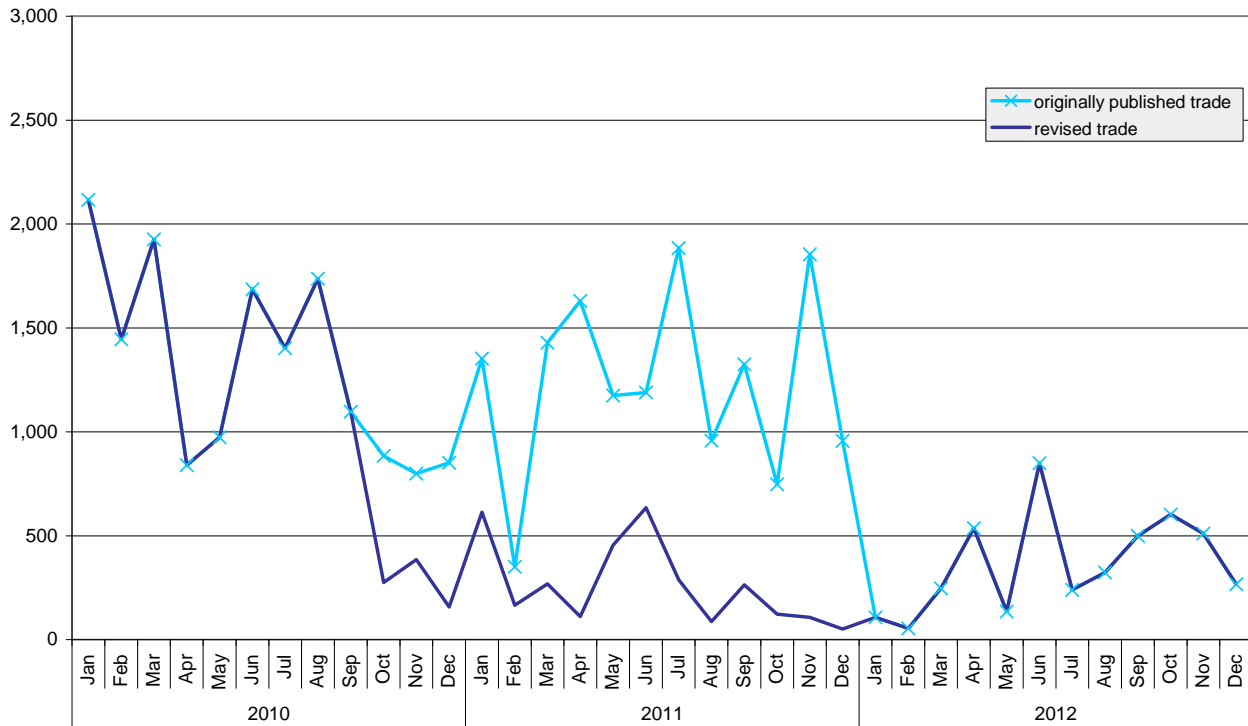
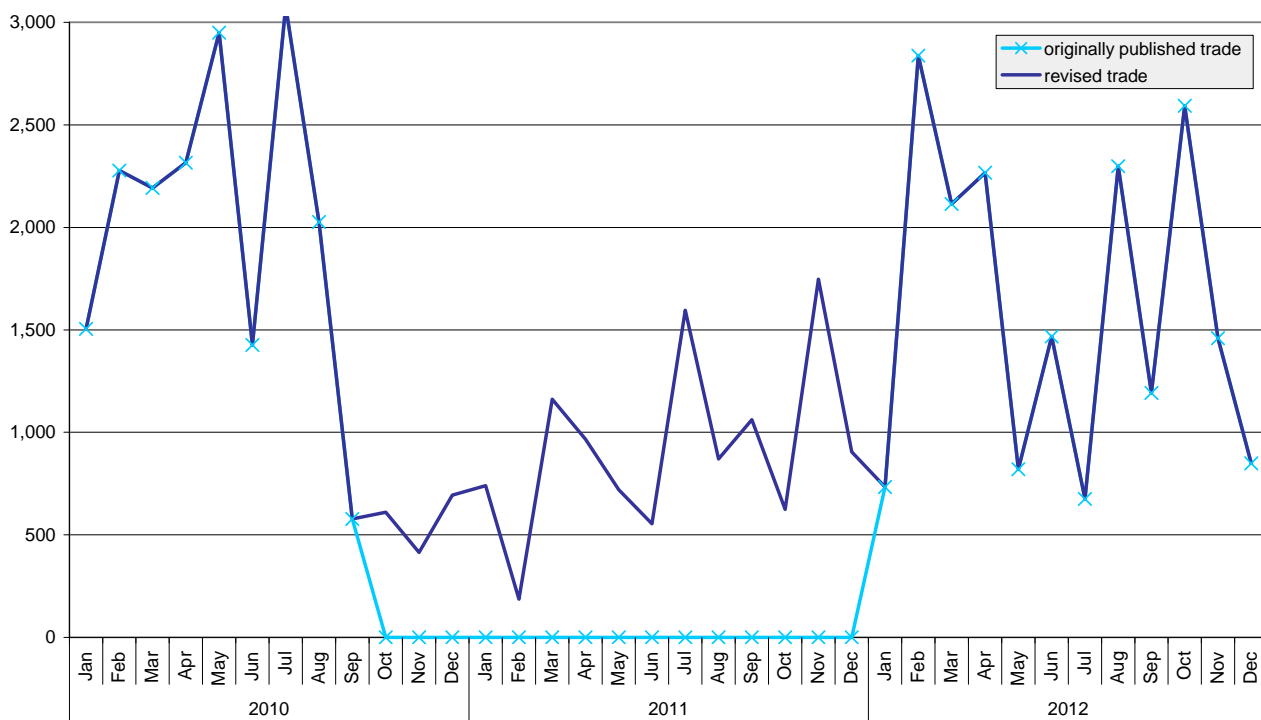


Figure 18: Supplementary units of arrivals from Czech Republic for commodity code 87033219



Aircraft, spacecraft, and related parts - Revision 2012

This change involves amending published trade for UK imports from Denmark in 2012. In total, the change will result in an increase of £31.3 million for imports from Denmark for 2012 within Chapter 88 (Aircraft, spacecraft, and parts thereof).

Tables 7 and 8 show the impact the changes will have on the annual values and net mass in the commodity involved in this revision.

Table 9: Total value of UK imports from the EU and Denmark within HS2 88

	£		
Country	Published value	Revised value	Difference
Denmark	14,797,230	46,090,270	31,293,040
EU	2,494,620,190	2,525,913,230	31,293,040

Source: Overseas Trade Statistics, HM Revenue & Customs

Table 10: Total Net mass of UK imports from the EU and Denmark within HS2 88

	kg		
Country	Published value	Revised value	Difference
Denmark	73,556	97,170	23,614
EU	14,023,380	14,046,994	23,614

Source: Overseas Trade Statistics, HM Revenue & Customs

Figures 19 and 20 show how the changes will affect the value and net mass for these commodities on a monthly basis.

Figure 19: Value of UK imports from Denmark for Chapter 88

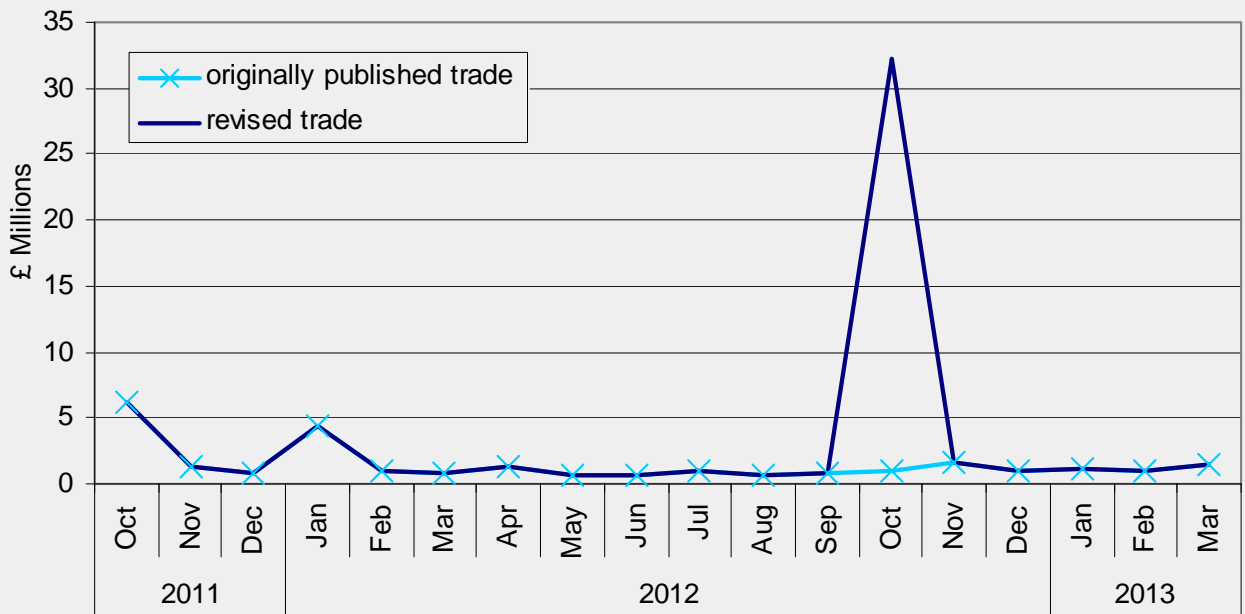
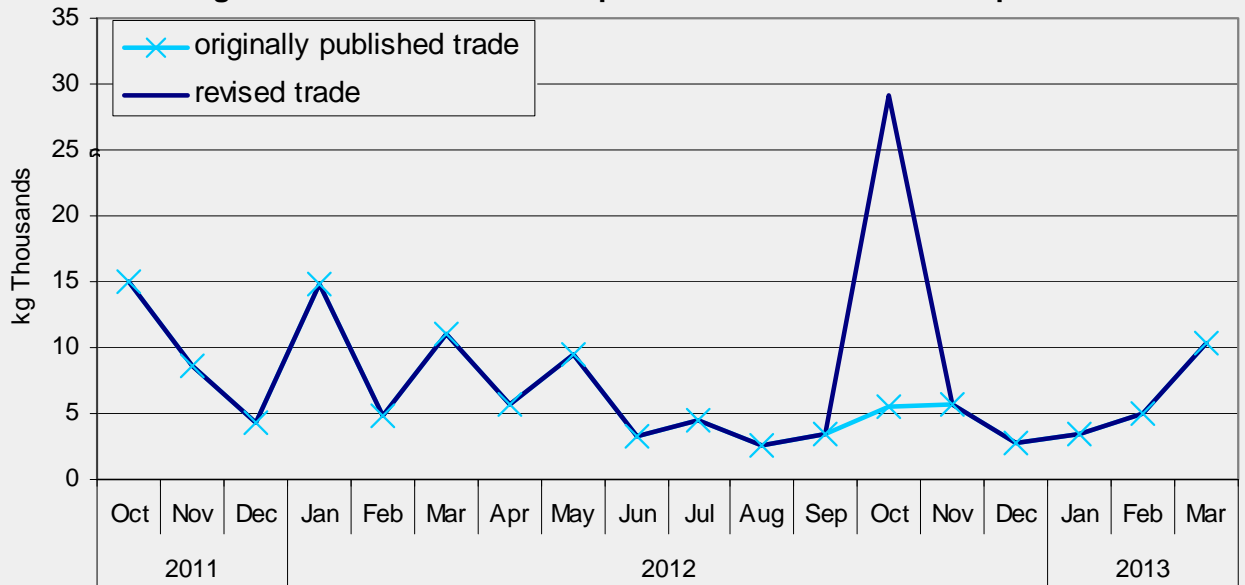


Figure 20: Net mass of UK imports from Denmark for Chapter 88



Other Products - EU Imports Revision 2010 - 2012

This change involves amending published trade for UK imports from the EU in 2010, 2011 and 2012. In total, the change will affect four separate commodity codes, in three separate chapters. This will result in a transfer of £18.6 million between commodity codes for imports from the EU for 2010, £22.4 million for 2011, and £17.9 million for 2012, and a decrease of 887,912 kg for 2012.

Tables 11 and 12 show the impact the changes will have on the annual values and net mass in the individual commodities involved in this revision.

Table 11: Total value of UK imports from the EU for selected commodities

£				
Year	Commodity Code	Published Value	Revised Value	Difference
2010	84879090	26,376,961	26,779,329	402,368
	85446090	16,848,565	17,911,488	1,062,923
	99500000	39,018,821	56,148,880	17,130,059
2011	99319900	19,210,721	615,371	-18,595,350
	85446090	30,709,468	32,261,790	1,552,322
	99500000	37,174,635	58,307,750	21,133,115
2012	99319900	23,588,490	1,152,613	-22,435,877
	85446090	55,181,855	60,938,906	5,757,051
	99500000	51,683,801	64,668,030	12,984,229
	99319900	20,173,578	2,304,925	-17,868,653

Source: Overseas Trade Statistics, HM Revenue & Customs

Table 12: Total net mass of UK imports from the EU for selected commodities

kg				
Year	Commodity Code	Published Value	Revised Value	Difference
2010	84879090	2,199,373	2,310,714	111,341
	85446090	5,315,827	5,322,360	6,533
	99500000	1,626,057	1,629,357	3,300
2011	99319900	142,897	21,723	-121,174
	85446090	7,687,176	7,704,722	17,546
	99500000	1,448,877	1,475,077	26,200
2012	99319900	120,503	76,757	-43,746
	85446090	26,453,712	26,480,738	27,026
	99500000	5,041,991	5,044,979	2,988
	99319900	970,147	52,221	-917,926

Source: Overseas Trade Statistics, HM Revenue & Customs

Figures 21 to 27 show the published values against the revised figures, on a monthly basis, for the commodities affected by this revision. This covers all of the years affected. There is no graph showing the net mass changes to commodity code 85446090, as the visual differences between the original and revised data are negligible (0.2 per cent).

Figure 21: Value of monthly imports from the EU for commodity code 84879090

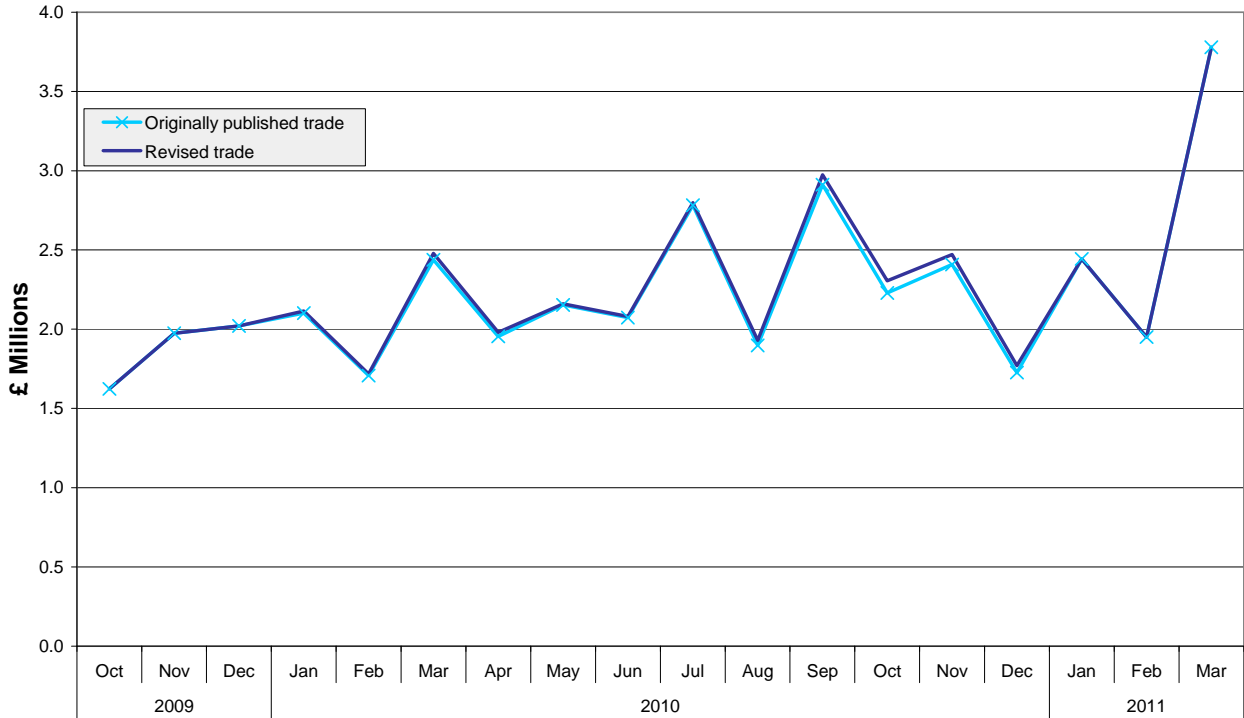


Figure 22: Value of monthly imports from the EU for commodity code 85446090

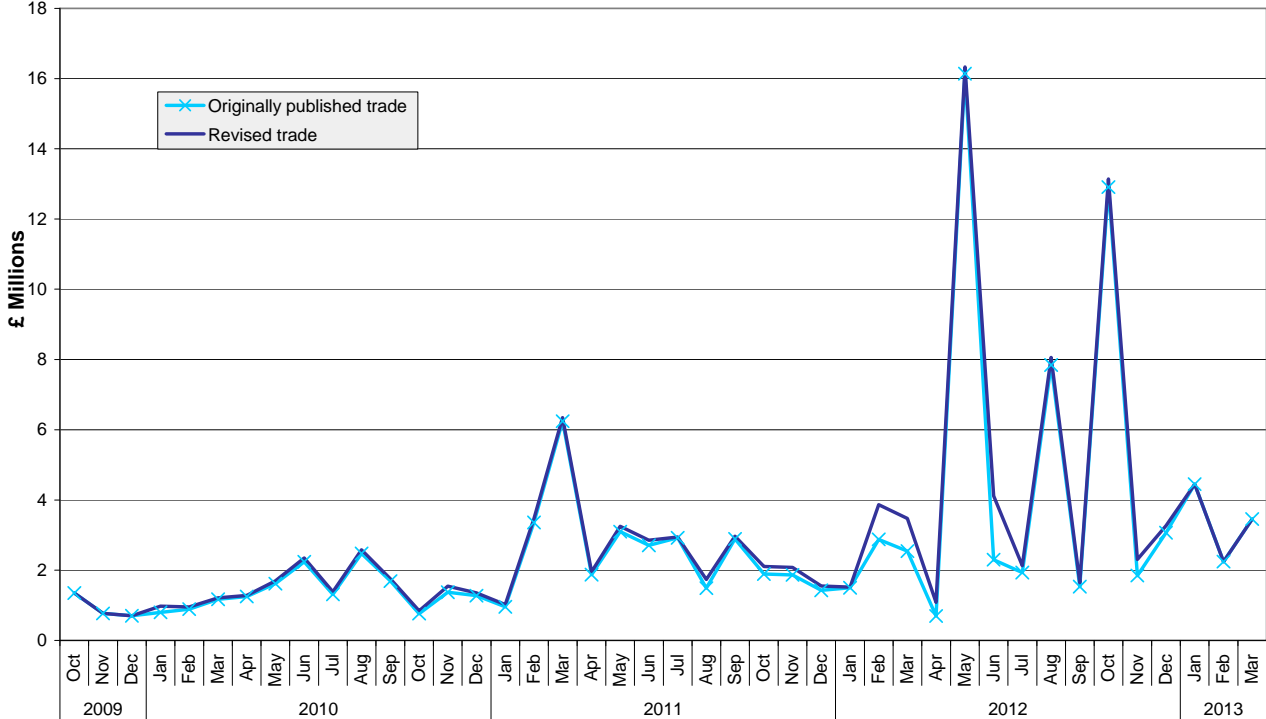


Figure 23: Value of monthly imports from the EU for commodity code 99319900

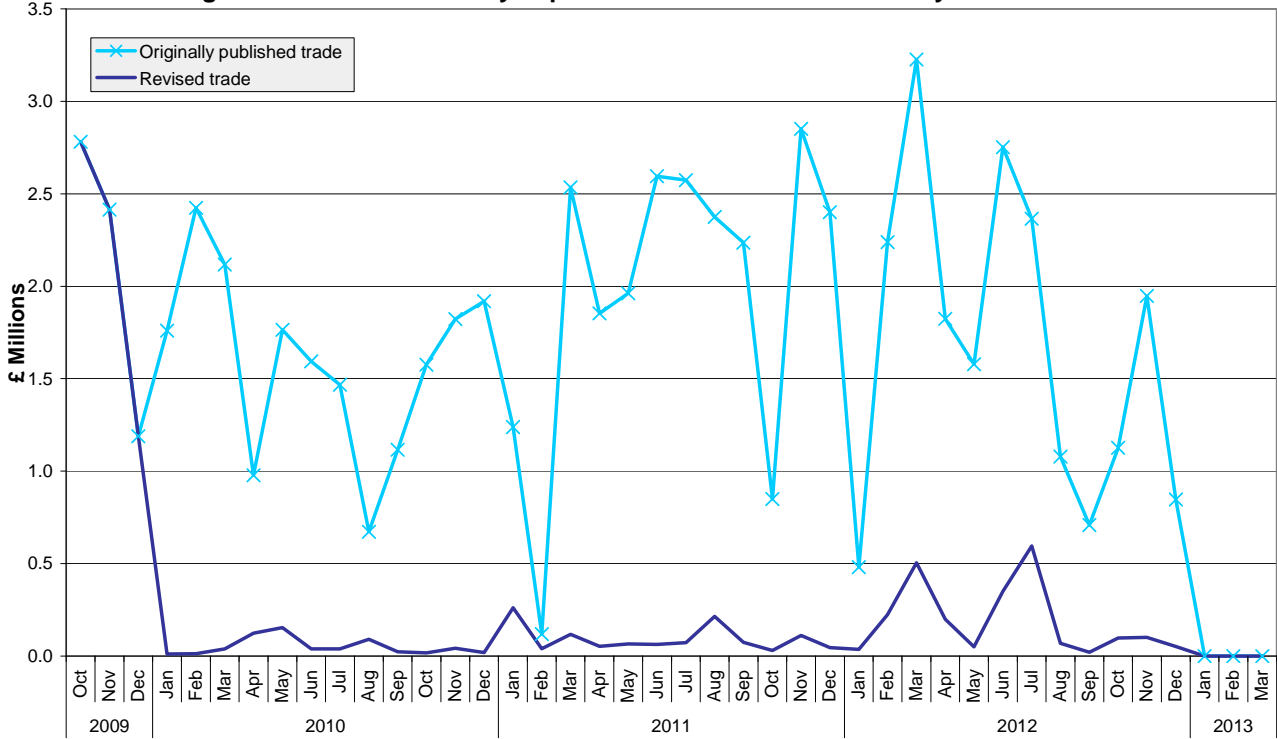


Figure 24: Value of monthly imports from the EU for commodity code 99500000

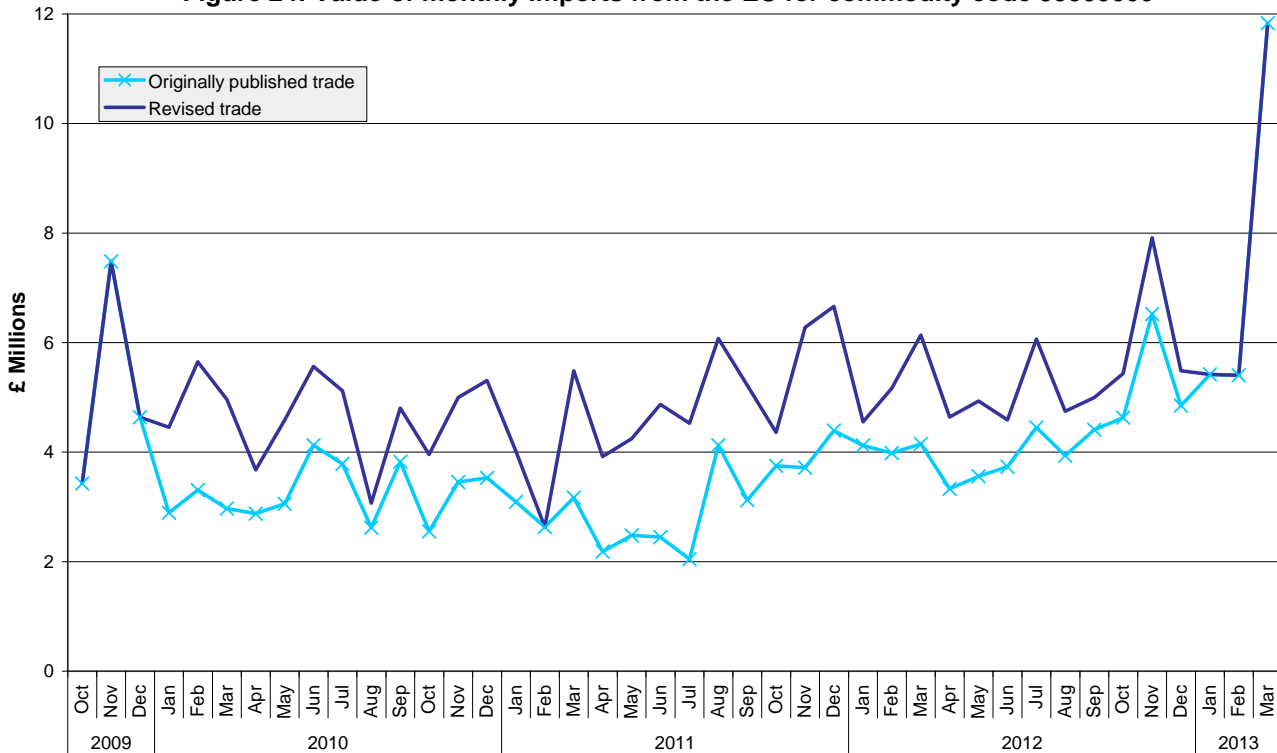


Figure 25: Net mass of monthly imports from the EU for commodity code 84879090

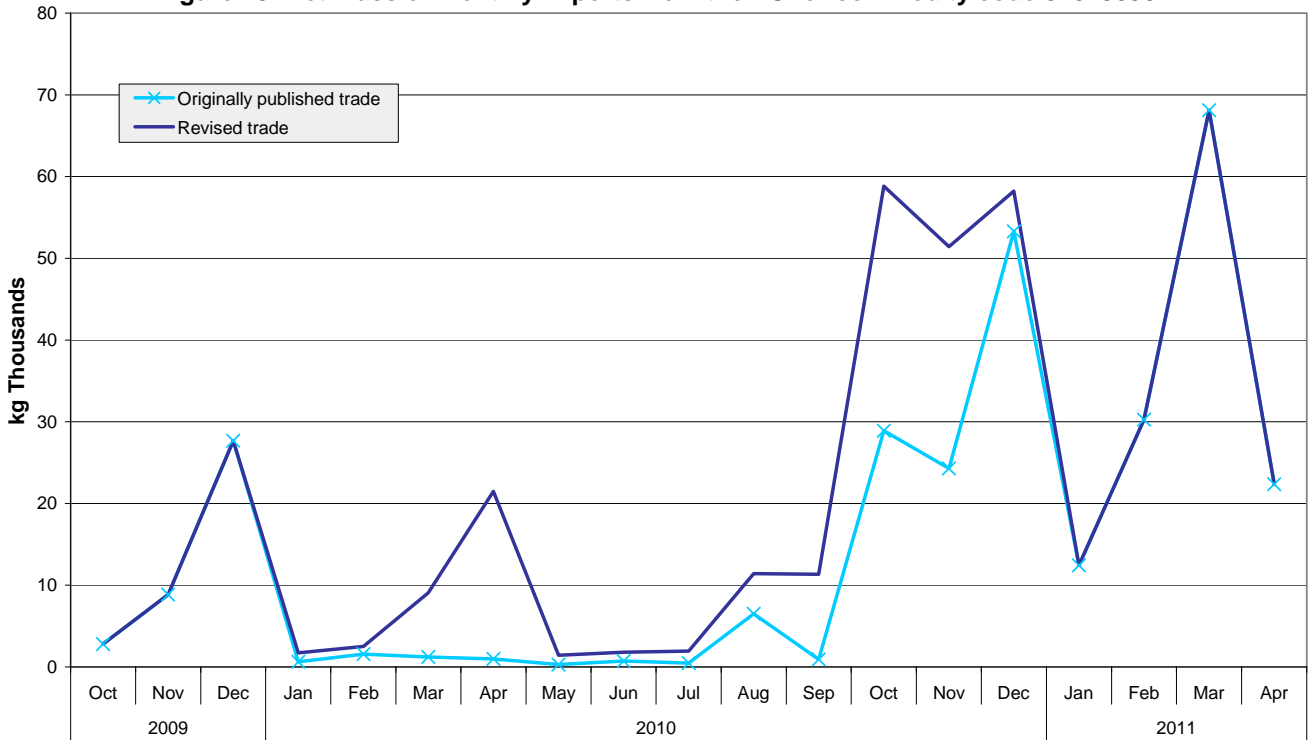


Figure 26: Net mass of monthly imports from the EU for commodity code 99319900

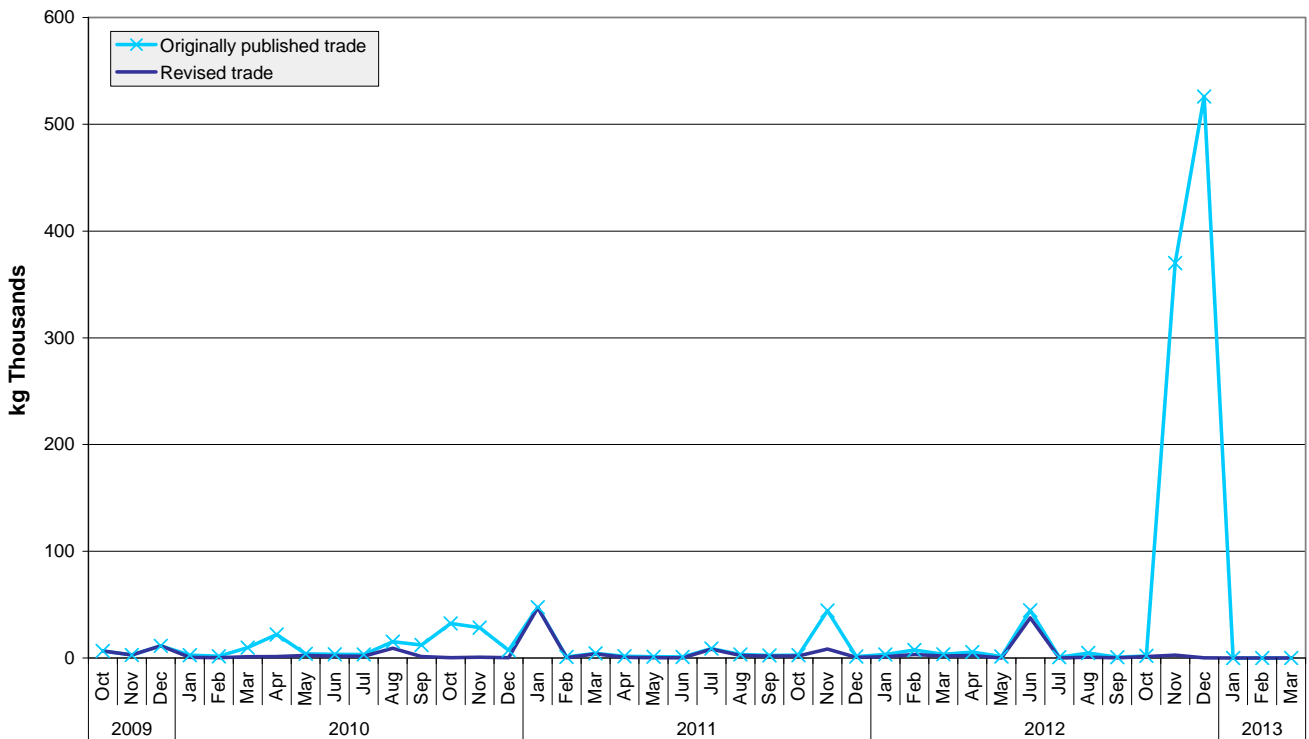
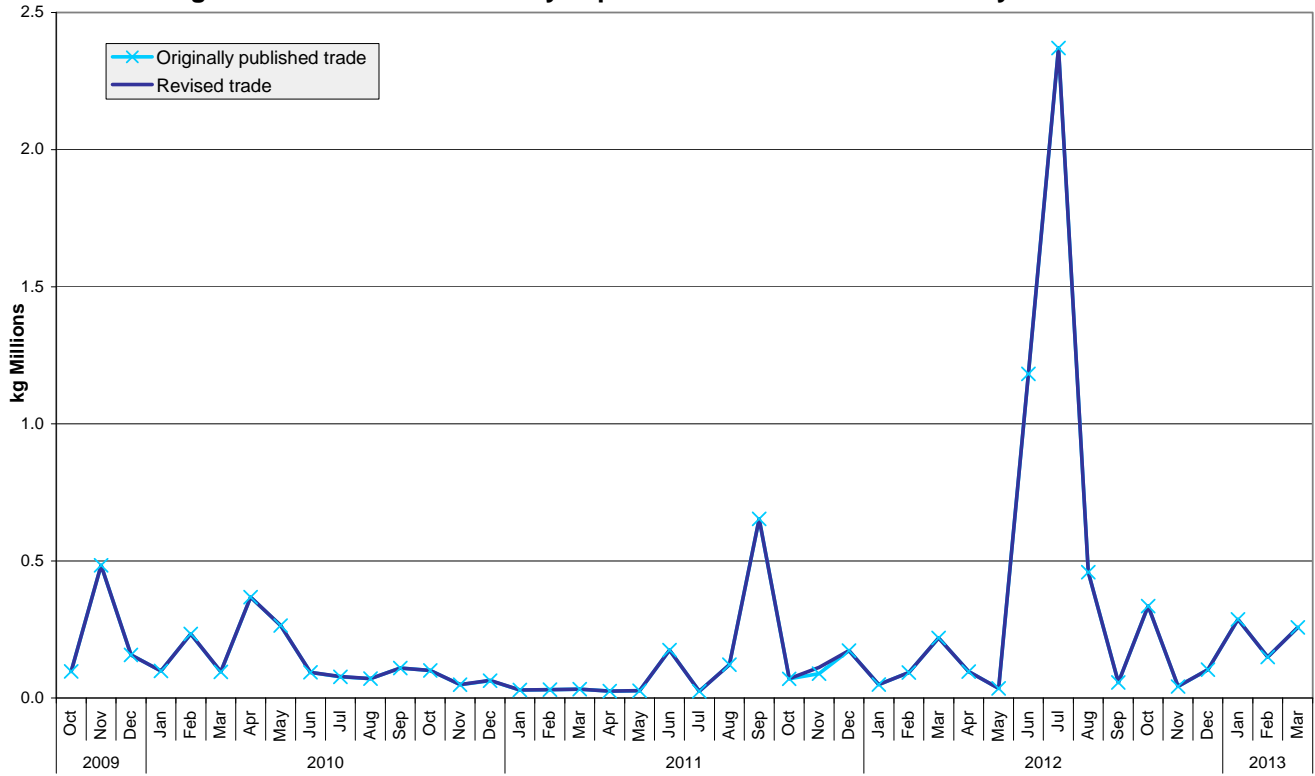


Figure 27: Net mass of monthly imports from the EU for commodity code 99500000



Other Products - EU Exports Revision 2010 - 2012

This change involves amending published trade for UK exports to the EU in 2010, 2011 and 2012. In total, the change will affect three separate commodity codes, in two separate chapters. This will result in a transfer of £162.4 million between commodity codes for imports from the EU for 2010, £105.5 million for 2011, and £4.7 million for 2012.

Tables 13 and 14 show the impact the changes will have on the annual values and net mass in the individual commodities involved in this revision.

Table 13: Total value of UK exports to the EU for selected commodities

					£
Year	Commodity Code	Published Value	Revised Value	Difference	
2010	85176200	1,003,857,382	1,163,487,631	159,630,249	
	99500000	124,614,239	127,412,055	2,797,816	
	99319900	164,325,303	1,897,238	-162,428,065	
2011	85176200	901,991,651	1,000,653,560	98,661,909	
	99500000	109,181,820	116,041,129	6,859,309	
	99319900	107,004,368	1,483,150	-105,521,218	
2012	85176200	804,219,869	804,919,692	699,823	
	99500000	118,723,987	122,758,957	4,034,970	
	99319900	6,605,515	1,870,722	-4,734,793	

Source: Overseas Trade Statistics, HM Revenue & Customs

Table 14: Total net mass of UK exports to the EU for selected commodities

					kg
Year	Commodity Code	Published Value	Revised Value	Difference	
2010	85176200	9,449,533	9,679,010	229,477	
	99500000	7,872,628	8,212,726	340,098	
	99319900	795,498	225,923	-569,575	
2011	85176200	8,818,312	8,953,554	135,242	
	99500000	3,838,596	4,217,528	378,932	
	99319900	673,026	158,852	-514,174	
2012	85176200	8,318,775	8,319,666	891	
	99500000	3,008,834	3,396,811	387,977	
	99319900	590,032	201,164	-388,868	

Source: Overseas Trade Statistics, HM Revenue & Customs

Figures 28 to 33 show the published figures against the revised figures, on a monthly basis, for the value and net mass of the commodities affected by this revision.

Figure 28: Value of monthly exports to the EU for commodity code 85176200

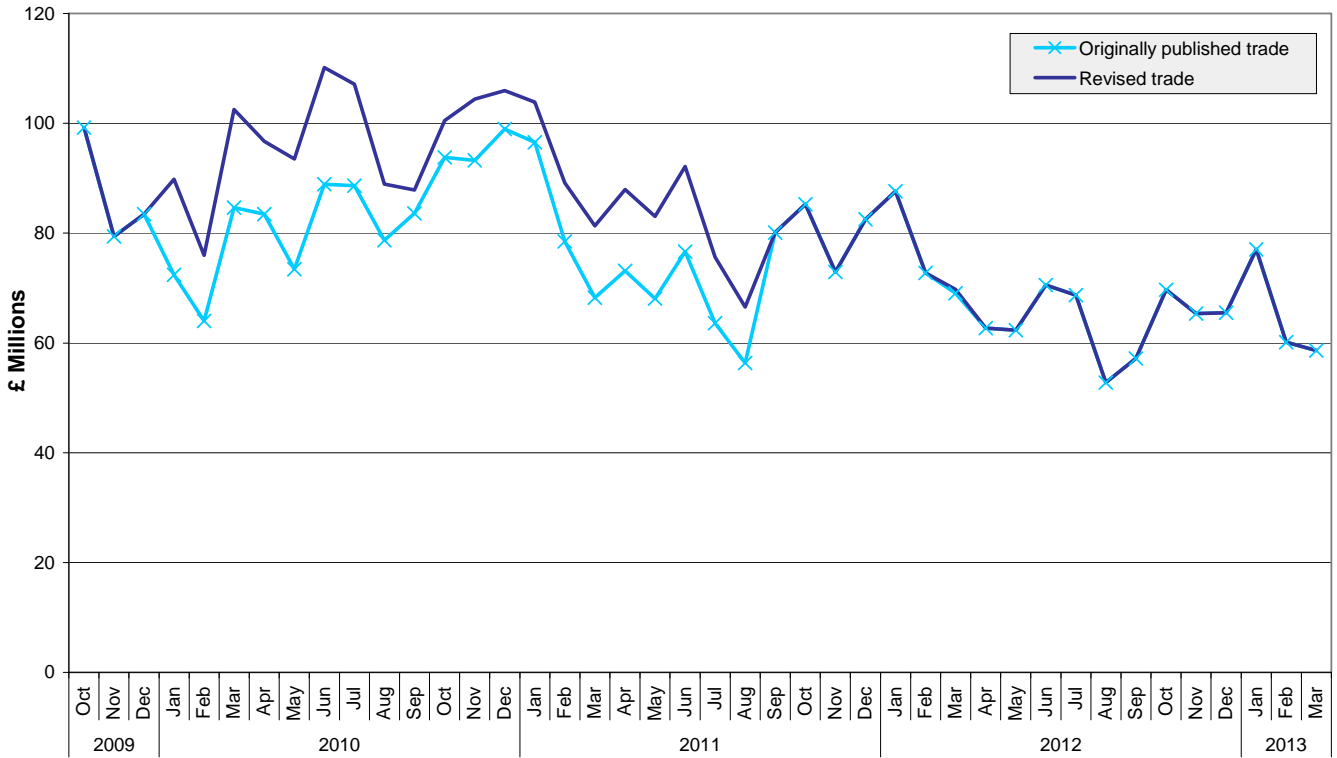


Figure 29: Value of monthly exports to the EU for commodity code 99319900

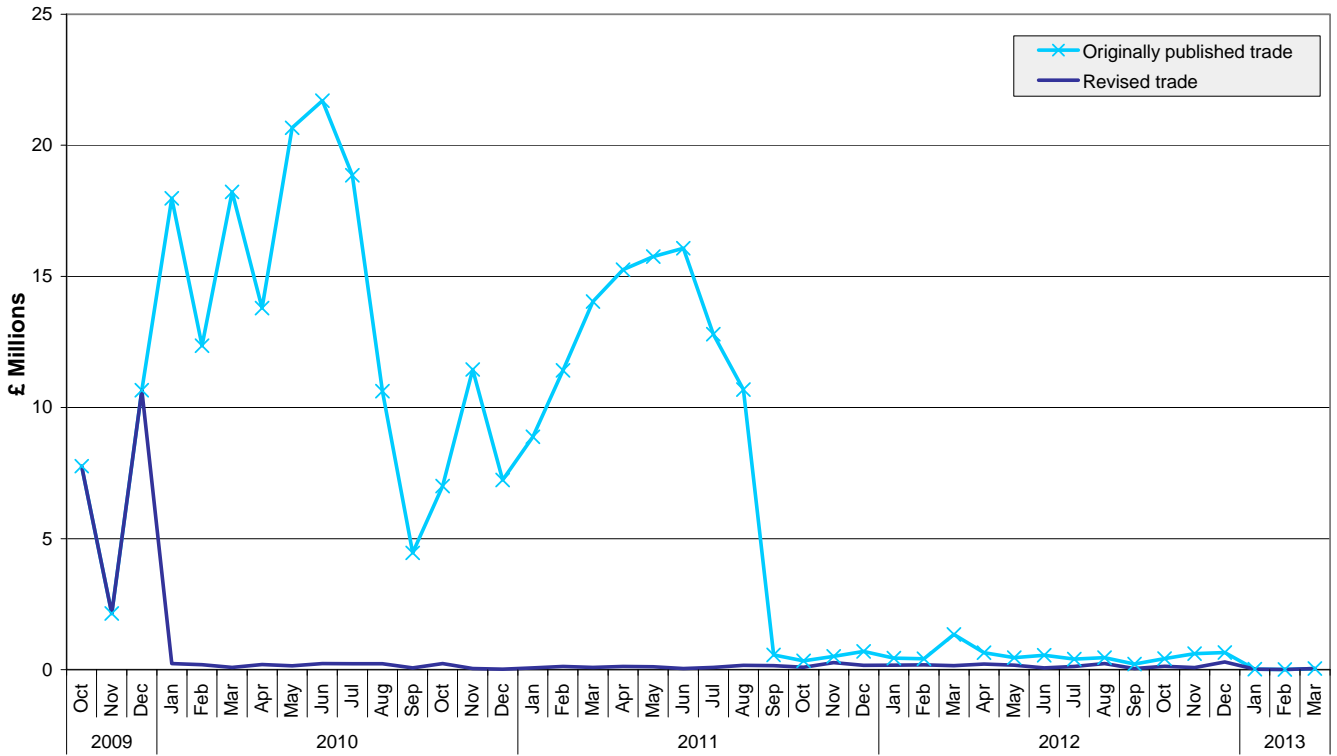


Figure 30: Value of monthly exports to the EU for commodity code 99500000

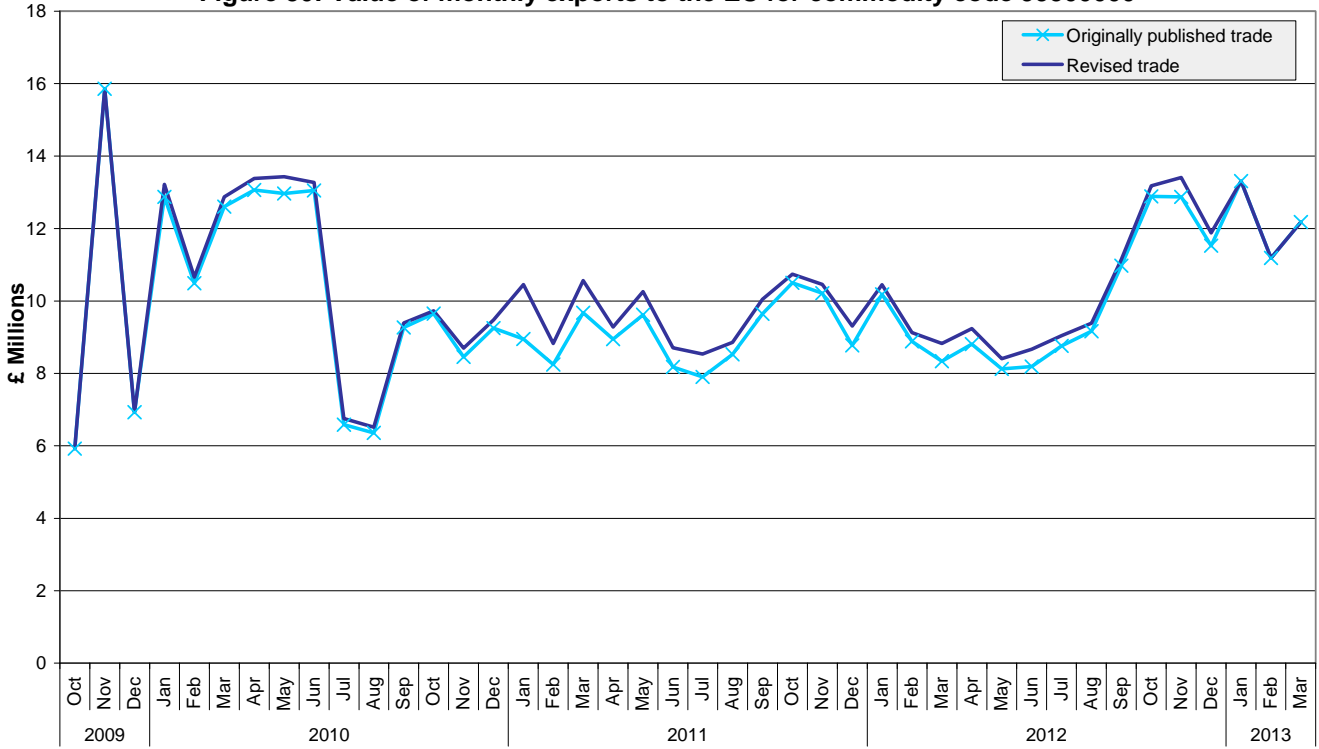


Figure 31: Net mass of monthly exports to the EU for commodity code 85176200

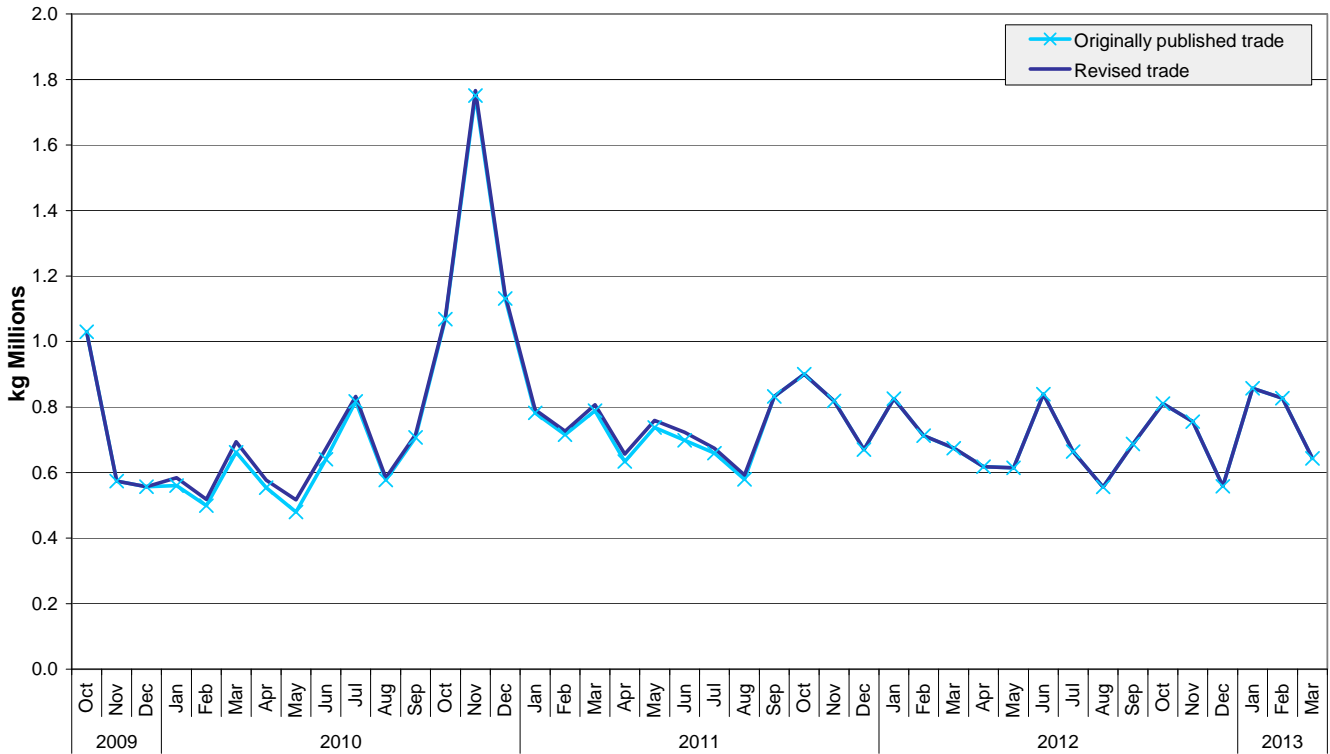


Figure 32: Net mass of monthly exports to the EU for commodity code 99319900

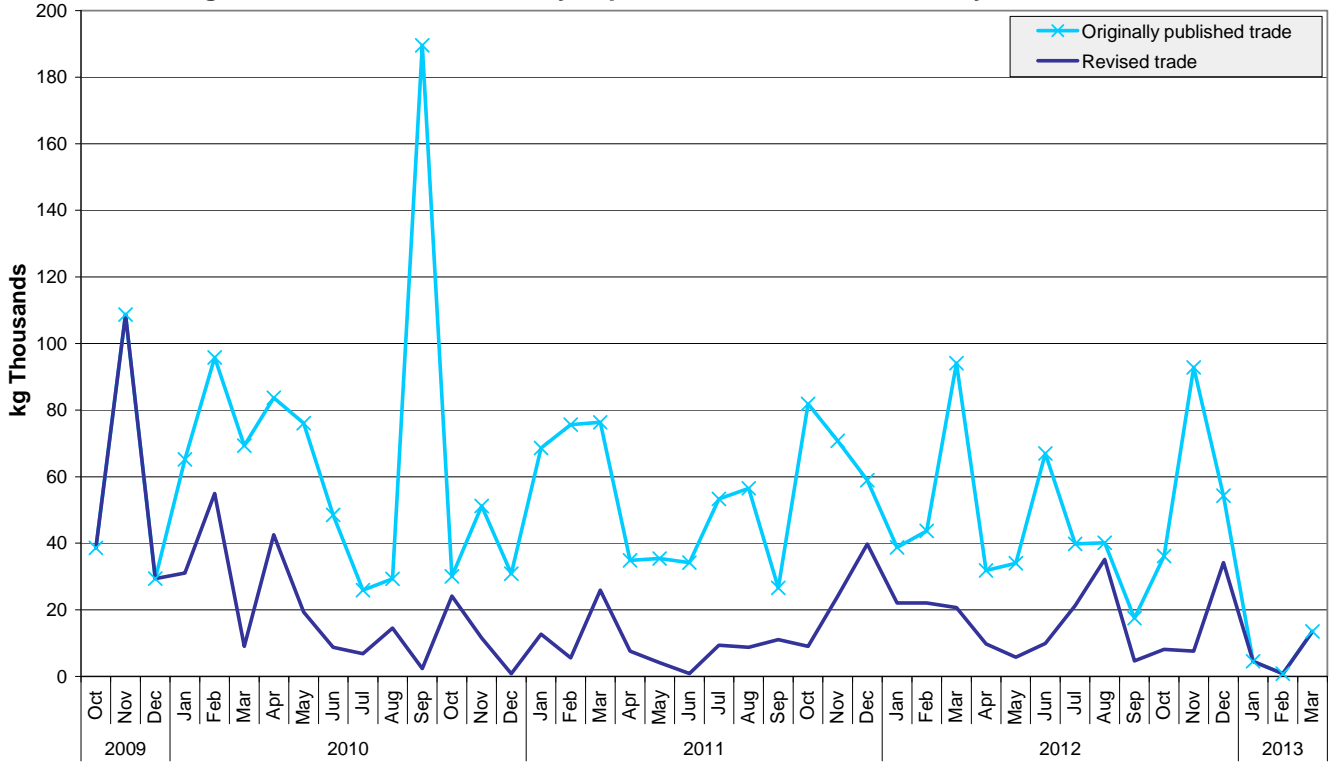
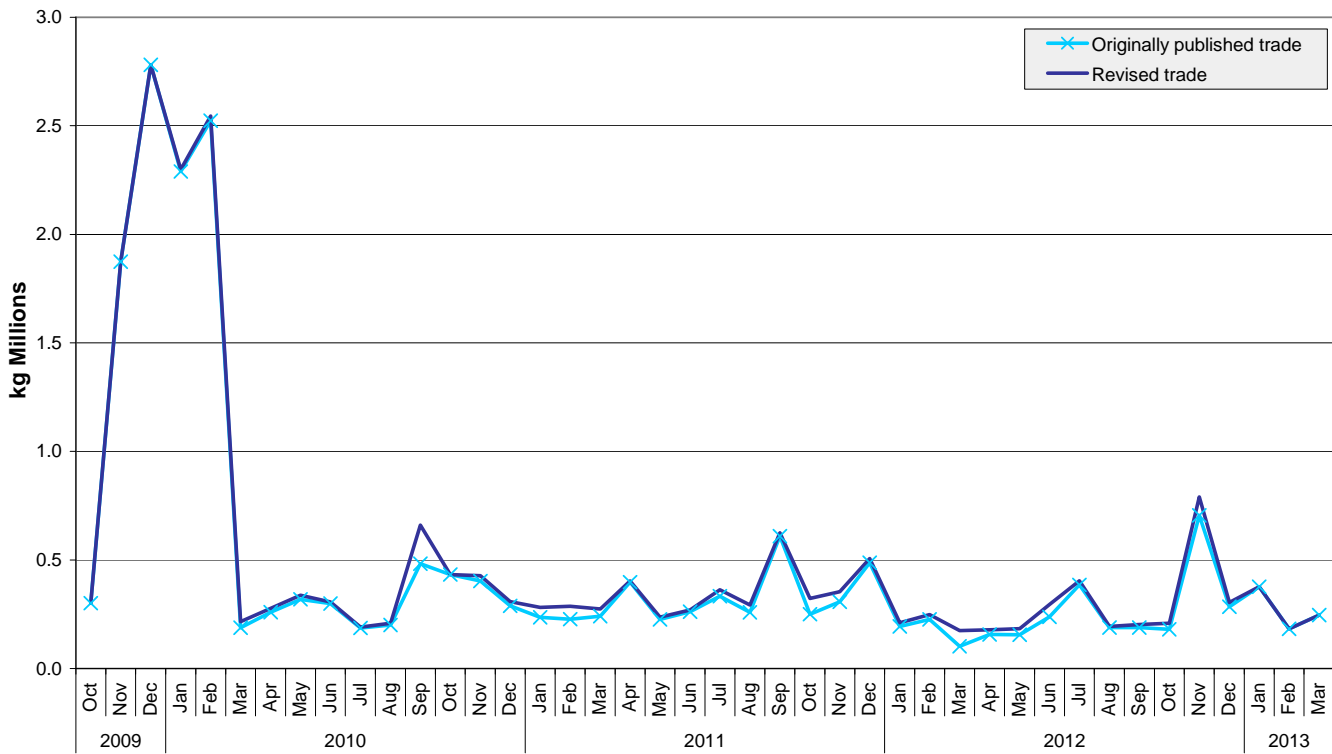


Figure 33: Net mass of monthly exports to the EU for commodity code 99500000



These revisions will be reflected in the interactive data tables available on the HMRC trade data website www.uktradeinfo.com .

For a full list of commodity codes and their description, please visit the ICN online at <https://www.uktradeinfo.com/TradeTools/ICN/Pages/ICNBySection.aspx>

Note: Some of these revisions will require corresponding revision to the published Regional Trade Statistics data. These changes will be made as soon as possible, and in time for the next RTS release on 4 September 2014. Information about revisions to the Regional Trade Statistics will be published on the website, www.uktradeinfo.com

For more information, please contact:

Public enquires

Uktradeinfo Customer Services on uktradeinfo@hmrc.gsi.gov.uk

Tel: 03000 594250

Annex

Commodity Code	Description
27090090	Petroleum oils and oils obtained from bituminous minerals, crude (excl. natural gas condensates)
27102035	Fuel oils of $\geq 70\%$ of petroleum or bituminous minerals, with a sulphur content of $> 0,1\%$ but $\leq 1\%$ by weight, containing biodiesel
27101964	Fuel oils obtained from bituminous materials, with a sulphur content of $> 0,1\%$ but $\leq 1\%$ by weight (excl. for undergoing chemical transformation, and containing biodiesel)
29091990	Acyclic ethers and their halogenated, sulphonated, nitrated or nitrosated derivatives (excl. diethyl ether and tert-butyl ethyl ether [ethyl-tertio-butyl-ether, ETBE])
30021091	Haemoglobin, blood globulins and serum globulins
30049000	Medicaments consisting of mixed or unmixed products for therapeutic or prophylactic purposes, put up in measured doses "incl. those in the form of transdermal administration" or in forms or packings for retail sale (excl. medicaments containing antibiotics, medicaments containing hormones or steroids used as hormones, but not containing antibiotics, medicaments containing alkaloids or derivatives thereof but not containing hormones or antibiotics and medicaments containing provitamins, vitamins or derivatives thereof used as vitamins)
71081200	Gold, incl. gold plated with platinum, unwrought, for non-monetary purposes (excl. gold in powder form)
71081310	Bars, rods, wire and sections, plates, sheets and strips of a thickness, excl. any backing, of $> 0,15$ mm, of gold, incl. gold plated with platinum
71081380	Gold, incl. gold plated with platinum, in semi-manufactured forms, for non-monetary purposes (excl. sheets and strips of a thickness, excl. any backing, of $> 0,15$ mm and plates, bars, rods, wire and sections)
84879090	Machinery parts of chapter 84, not intended for a specific purpose, n.e.s.
85176200	Machines for the reception, conversion and transmission or regeneration of voice, images or other data, incl. switching and routing apparatus (excl. telephone sets, telephones for cellular networks or for other wireless networks)
85446090	Electric conductors for a voltage > 1.000 V, insulated, not with copper conductors, n.e.s.
87032319	Motor cars and other motor vehicles principally designed for the transport of 1 to 9 persons, incl. station wagons and racing cars, with spark-ignition internal combustion reciprocating piston engine, of a cylinder capacity > 1.500 cm \ddot{u} but ≤ 3.000 cm \ddot{u} , new (excl. those of subheading 8703 10 and motor caravans)
87033219	Motor cars and other motor vehicles, principally designed for the transport of persons, incl. station wagons, with compression-ignition internal combustion piston engine "diesel or semi-diesel engine" of a cylinder capacity > 1.500 cm \ddot{u} but ≤ 2.500 cm \ddot{u} , new (excl. motor caravans and vehicles specially designed for travelling on snow and other special purpose vehicles of subheading 8703.10)
HS2 88	Aircraft, spacecraft and parts thereof
99319900	Transactions of low value not classified according to kind
99500000	Goods delivered to offshore installations - classified elsewhere