



Department for
Business & Trade

A photograph of a large steel truss bridge spanning a body of water at dusk. In the center, a prominent brick clock tower with a pointed roof is illuminated from below. The sky is a mix of blue and orange, and the bridge's structure is silhouetted against the light. The water in the foreground is blurred, reflecting the lights and the bridge.

Department for
Business and Trade
**Inward Investment
Results 2022 to 2023**





Contents

FDI 2022 to 2023 highlights	4
New projects and jobs from FDI into the UK	6
Local Enterprise Partnerships (LEPs)	7
Top source markets for FDI projects into the UK	8
Sector results 2022 to 2023	10
DBT's Global Entrepreneur Programme and Capital Investment	12
How the Department for Business and Trade can help you	13
Contact Department for Business and Trade	15

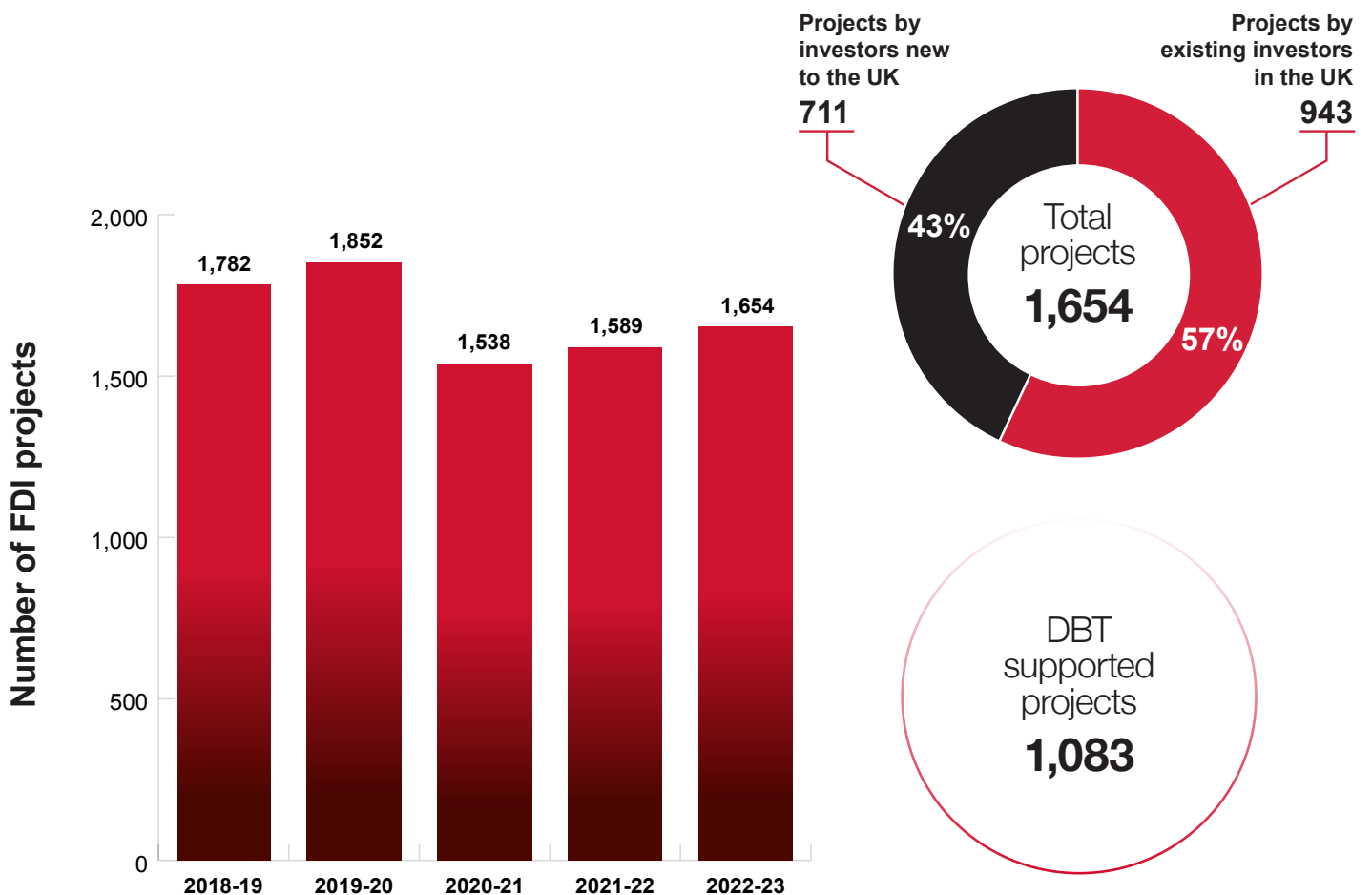
FDI 2022 to 2023 highlights

Foreign Direct Investment (FDI)

	2021-22	2022-23	% change
Total projects	1,589	1,654	4%
– Involved projects (DBT supported)	1,174	1,083	-8%
– Estimated economic impact of involved projects (£m)	7,034	5,769	-18%
New jobs	84,759	79,549	-6%
Safeguarded jobs	7,765	6,646	-14%

See technical annex for details on definitions and methodology. For further information about interpreting % changes please see section 6.

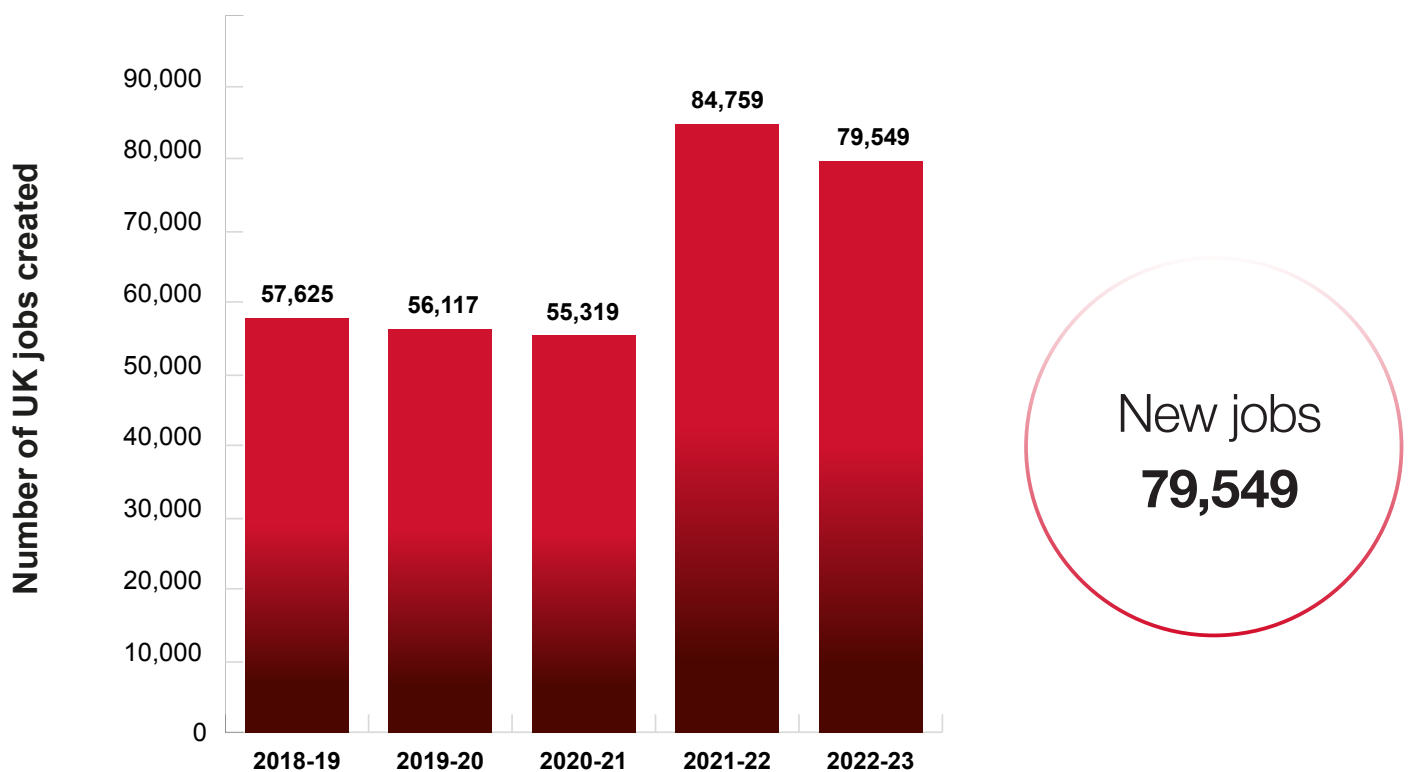
FDI projects in the UK between 2018 to 2019 and 2022 to 2023



Types of FDI

Types of investment projects	2018-19	2019-20	2020-21	2021-22	2022-23	% change
New investment	1,035	1,153	888	907	1,048	16%
Expansions (including Retentions)	554	504	477	466	407	-13%
Mergers and Acquisitions (including Joint Ventures)	193	195	173	216	199	-8%
Total	1,782	1,852	1,538	1,589	1,654	4%

New jobs created in the UK between 2018 to 2019 and 2022 to 2023



New projects and jobs from FDI into the UK

Scotland

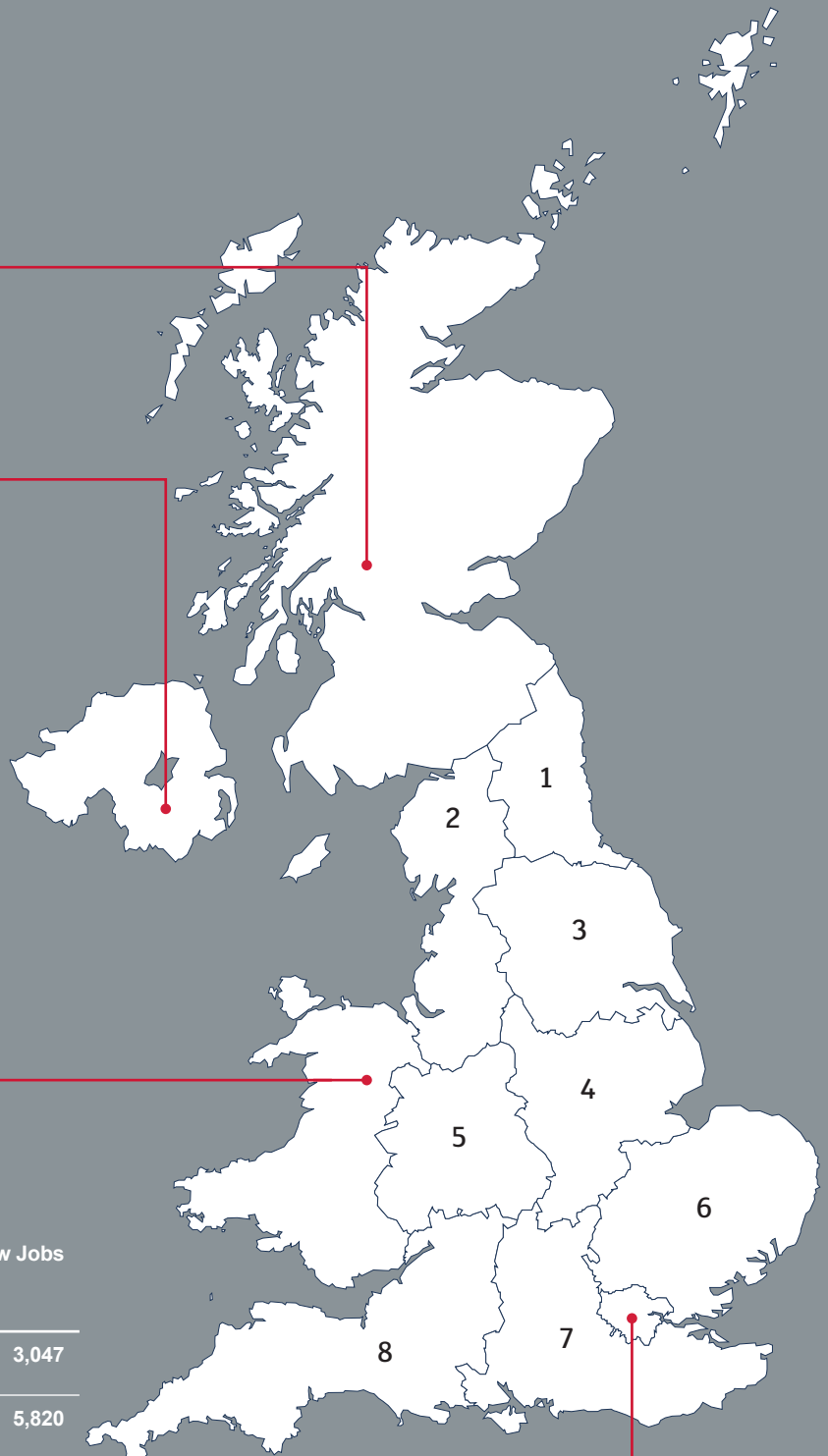
130 Projects
3,428 New jobs

Northern Ireland

33 Projects
1,416 New jobs

Wales

47 Projects
3,062 New jobs



London

528 Projects
20,647 New jobs

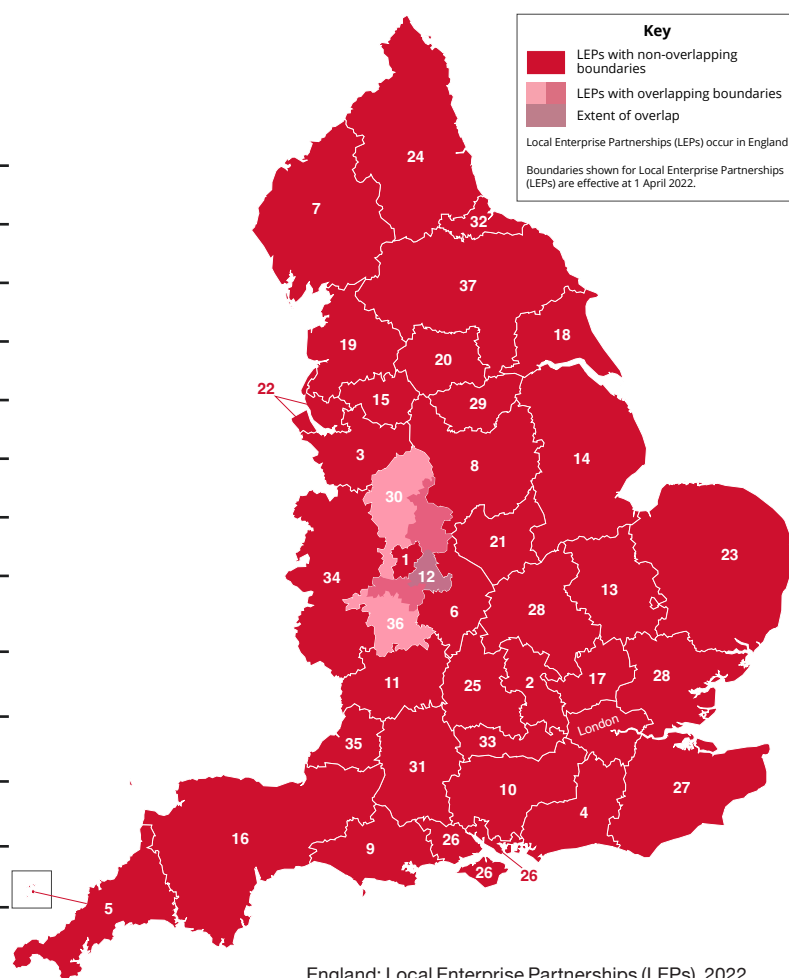
	English Regions (excl. London)	FDI projects	New Jobs
1	North East	61	3,047
2	North West	137	5,820
3	Yorkshire and The Humber	103	7,378
4	East Midlands	84	2,839
5	West Midlands	181	8,252
6	East of England	75	2,613
7	South East	130	3,941
8	South West	91	3,908

Source: Department for Business and Trade

Note: 54 multiple location projects associated with 13,198 new jobs are not included.

Local Enterprise Partnerships (LEPs)

LEP	Projects	New Jobs
1 Black Country	13	634
2 Buckinghamshire	c	c
3 Cheshire and Warrington	18	600
4 Coast to Capital	11	226
5 Cornwall and Isles of Scilly	11	216
6 Coventry and Warwickshire	50	3,195
7 Cumbria	c	c
8 Derby, Derbyshire, Nottingham and Nottinghamshire	38	1,152
9 Dorset	c	c
10 Enterprise M3	18	608
11 Gloucestershire	c	c
12 Greater Birmingham and Solihull	76	3,776
13 Greater Cambridge and Greater Peterborough	29	1,361
14 Greater Lincolnshire	20	1,159
15 Greater Manchester	76	3,888
16 Heart of the South West	16	957
17 Hertfordshire	15	253
18 Hull and East Yorkshire	c	c
19 Lancashire	17	419
20 Leeds City Region	45	3,193
21 Leicester and Leicestershire	18	430
22 Liverpool City Region	19	747
23 New Anglia	12	367
24 North East	43	1,631
25 Oxfordshire	31	1,268
26 Solent	11	444



27 South East	24	433
28 South East Midlands	35	1,358
29 South Yorkshire	28	2,742
30 Stoke-on-Trent and Staffordshire	21	145
31 Swindon and Wiltshire	14	579
32 Tees Valley	18	1,416
33 Thames Valley Berkshire	28	746
34 The Marches	20	468
35 West of England	36	1,408
36 Worcestershire	14	236
37 York and North Yorkshire	12	372

Source: Department for Business and Trade

c: Indicates data are disclosive. Note: Figures relate to single site projects only.

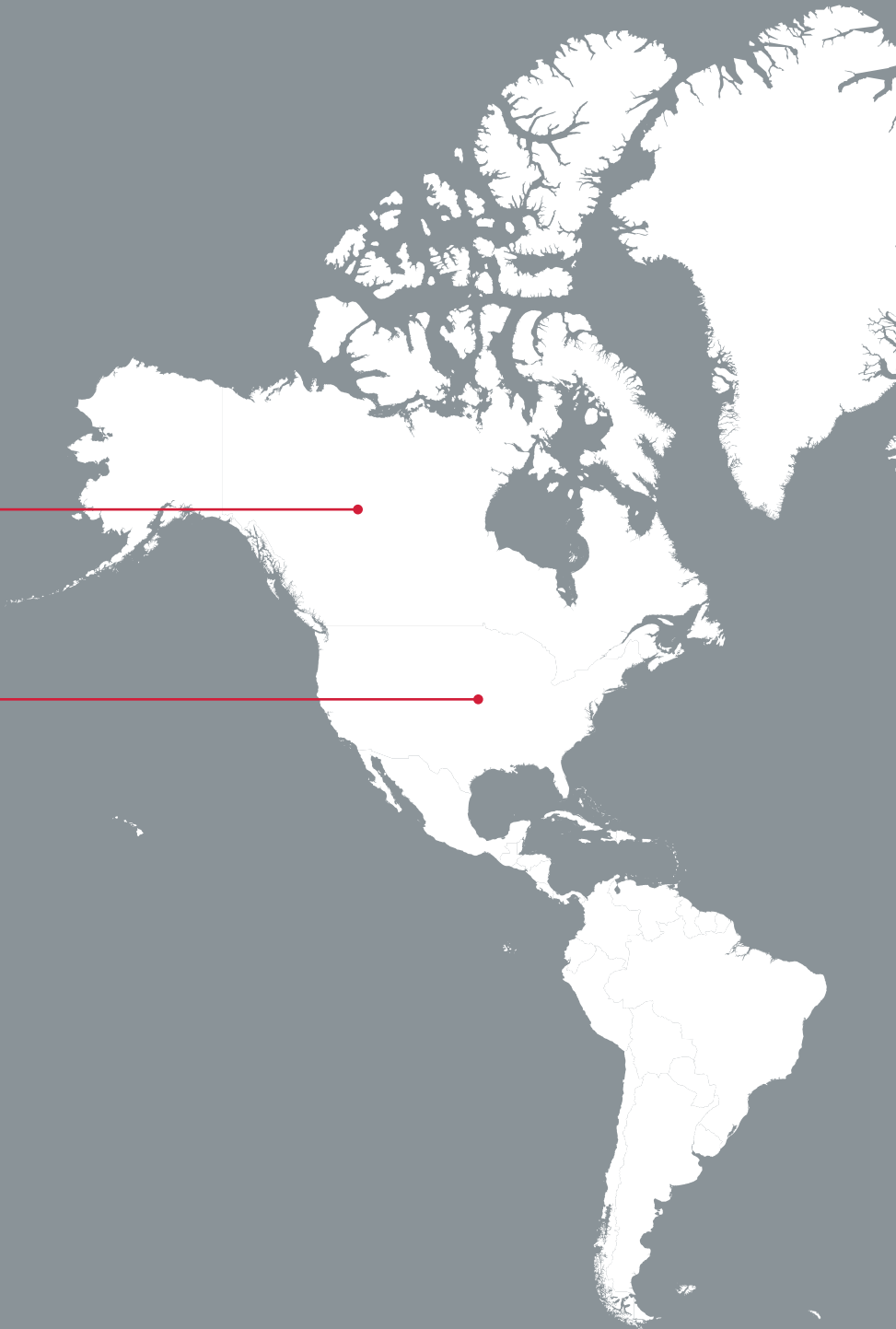
Top source markets for FDI projects into the UK

Ireland 
60 Projects
2,564 New jobs

France 
81 Projects
4,257 New jobs

Canada 
66 Projects
2,261 New jobs
511 Safeguarded jobs

United States 
418 Projects
20,434 New jobs
1,665 Safeguarded jobs



Source: Department for Business and Trade

c: Indicates data for safeguarded jobs are disclosive.

Note: 380 projects associated with 14,019 new jobs and 1,093 safeguarded jobs relate to countries not shown.

Netherlands 

62 Projects
3,177 New jobs

Denmark 

29 Projects
1,649 New jobs

Sweden 

57 Projects
1,773 New jobs
240 Safeguarded jobs

Germany 

105 Projects
10,201 New jobs
628 Safeguarded jobs

Switzerland 

34 Projects
879 New jobs

Italy 

67 Projects
2,165 New jobs
1,884 Safeguarded jobs

Japan 

45 Projects
1,814 New jobs

China 

40 Projects
2,814 New jobs

India 

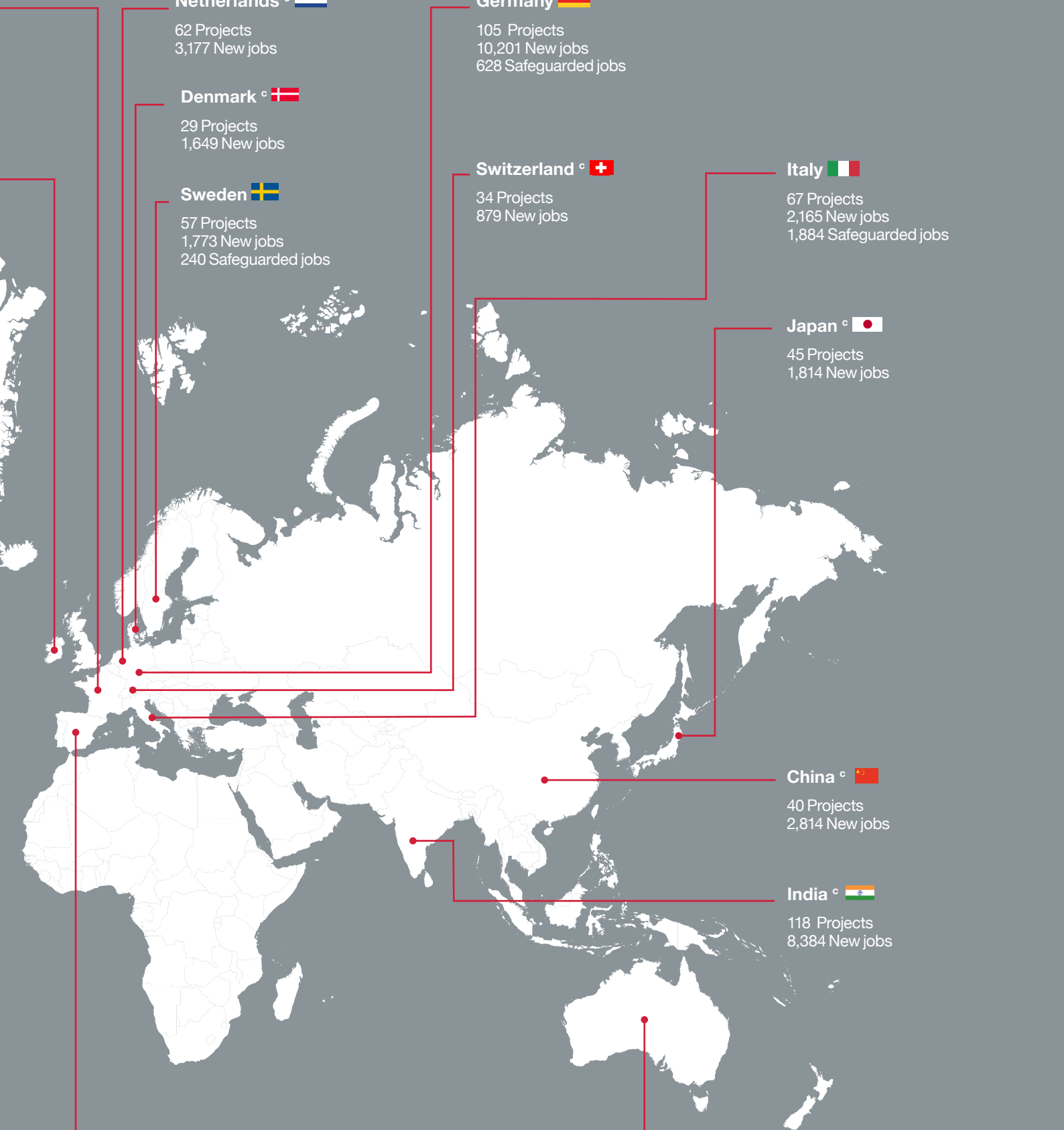
118 Projects
8,384 New jobs

Spain 

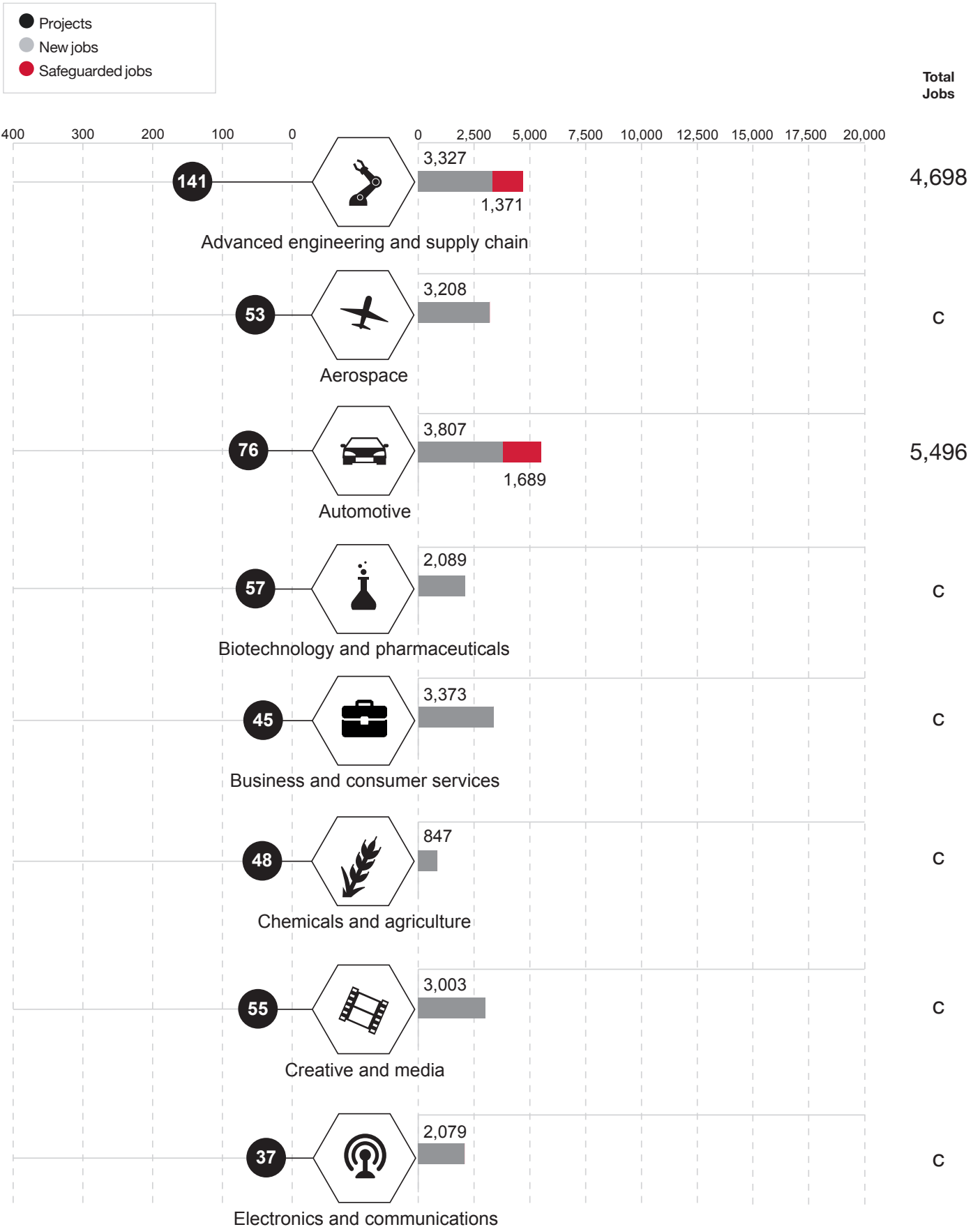
43 Projects
890 New jobs

Australia 

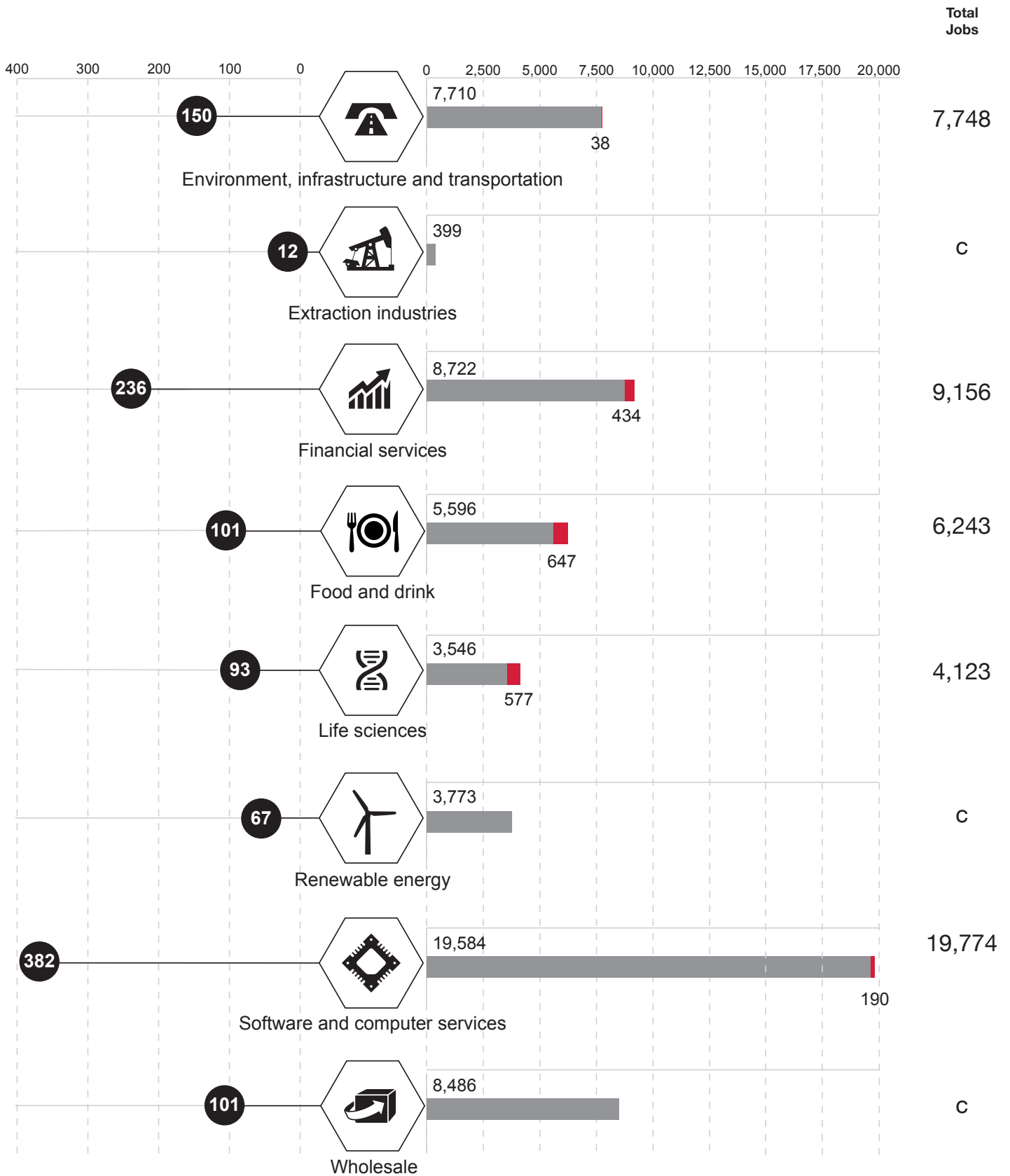
49 Projects
2,268 New jobs



Sector results 2022 to 2023



Source: Department for Business and Trade. Sectors are built up from categories defined in DBT's internal database, see gov.uk for further information.
 c: Indicates data for safeguarded jobs are disclosive and therefore total jobs have not been provided.



DBT's Global Entrepreneur Programme and Capital Investment

Global Entrepreneur Programme

A subset of involved projects is related to DBT's Global Entrepreneur Programme (GEP). This programme attracts and enables high potential, internationally mobile entrepreneurs and their fast growth innovation-rich companies to scale and internationalise from a UK global headquarters.

	2021-22	2022-23	% change
Projects	68	109	60%
New jobs	1,649	2,544	54%

Capital Investment

Venture Capital attracts overseas investment from corporate venture capitalists and venture capital funds into high-value start-ups, growth companies and funds.

Large capital involves overseas institutional investment into large capital projects in real estate, infrastructure and energy.

Whilst capital investment is all foreign investment, most does not meet the criteria of FDI. See technical annex for full details.

	2021-22		2022-23	
	Investments (£m)	Commitments to invest (£m)	Investments (£m)	Commitments to invest (£m)
Venture Capital	960	z	1,239	z
Large capital investments	4,683	13,911	17,253	25,777

z Indicates data are not applicable



How the Department for Business and Trade can help you

Whether you are a start-up, a medium-sized or family business, a corporate or an institutional investor, Department for Business and Trade (DBT) supports the realisation of your international business ambitions.

DBT offers flexible support packages for every aspect of your investment. Our service does not stop once you are based in the UK, it continues as your business expands internationally. We have helped thousands of businesses locate and expand in the UK. We listen to their feedback to help strengthen and improve our services.



Not sure which country is best for your business?

Comparing the benefits of locating in different countries is complicated. It is our job to explain the business environment in competitor countries. We provide the detailed factual information and market insights that let you draw meaningful conclusions about the UK's competitiveness.



Already established here, but looking to expand your business?

We can help you develop the relationships that enable expansion in the UK and exports to European and global markets. This could include: connecting you with innovation support for new products and services; using our overseas network to increase your exports; or helping you access finance.



Already decided to bring your business to the UK?

We help you set up business quickly and efficiently, saving valuable time and money by guiding you through essential steps such as choosing the right location, finding premises, recruiting staff and connecting with the value chain. We have specialists covering all the industry sectors, as well as key issues such as visas, taxation, skills, planning permission and financial analysis.



Contact Department for Business and Trade

DBT's services to international investors in the UK are free of charge and commercial-in-confidence.

Contact DBT's Investment Services Team

invest.great.gov.uk/int/contact
or via email at enquiries@invest-trade.uk
or by telephone **+44(0) 207 000 9012**

Investment staff at a British embassy, high commission or trade office can also put investors in touch with the Investment Services Team.



Department for Business and Trade

The UK's Department for Business and Trade (DBT) helps businesses export, drives inward and outward investment, negotiates market access and trade deals, and champions free trade.

Disclaimer

Whereas every effort has been made to ensure that the information in this document is accurate, the Department for Business and Trade does not accept liability for any errors, omissions or misleading statements, and no warranty is given or responsibility accepted as to the standing of any individual, firm, company or other organisation mentioned.

© Crown Copyright 2023

You may re-use this information free of charge in any format or medium, strictly in accordance with the terms of the Open Government Licence.

To view this licence, visit:

www.nationalarchives.gov.uk/doc/open-government-licence

or email: psi@nationalarchives.gov.uk.

Where we have identified any third party copyright information in the material that you wish to use, you will need to obtain permission from the copyright holder(s) concerned.