

# 2023 national curriculum tests

## Key stage 1

# ENGLISH

## Modified large print

## Reading

### Paper 1: reading prompt and answer booklet

First name \_\_\_\_\_

Middle name \_\_\_\_\_

Last name \_\_\_\_\_

#### Note for marking:

This paper should be marked using the standard mark schemes for KS1 English reading: Paper 1. There is additional guidance on marking MLP papers in the Modified Test Administration Instructions provided with this paper.

**BLANK PAGE**

# Contents

**Where does wool come from? .. Pages 4 – 15**

**Sleepy cat ..... Pages 18 – 27**

# Where does wool come from?

At different times of year, we need to wear different types of clothes. When the weather is cold, we sometimes wear thick jumpers, hats, scarves or gloves. These are often made from a material called wool.



## Practice questions

a. People wear scarves and gloves in . . .

Tick **one**.

warm weather.

cold weather.

rainy weather.

sunny weather.

b. What are warm clothes often made from?

---

# What is wool?

**Some animals have feathers, some have shells, some have hair and some have scales. Wool is a type of animal hair. Most of the wool we use comes from sheep. Wool can also come from goats and more unusual animals, such as camels or llamas.**

**a llama**



1. What is wool?

Tick **one**.

a type of feather

a type of shell

a type of scale

a type of hair

2. Which animal does most of our wool come from?


---

# How do you get wool from sheep?


Once a year, in spring, when a sheep's winter coat is very long, its wool is cut off.

A shearer, who is like a hairdresser for sheep, comes to the farm to give the sheep a haircut. This is called 'shearing' and it gets the sheep ready for the warmer weather. Shearing does not hurt the animals. In fact, it keeps them cooler.

**a sheep before  
shearing**



**a sheep after  
shearing**





**3. Who cuts the sheep's wool?**

---

**4. How does removing their coats get sheep ready for the warmer weather?**

---

---

---

# How is wool made into yarn?

After shearing, the wool goes to the factory for sorting. Wool from different parts of the animal is put into different piles.

Next, the wool is washed and all the twisted-up tangles are brushed out. Then, a special spinning machine makes the wool into long, thin thread called yarn. Finally, the yarn is dyed to give it a lovely colour.

some wool



wool being spun

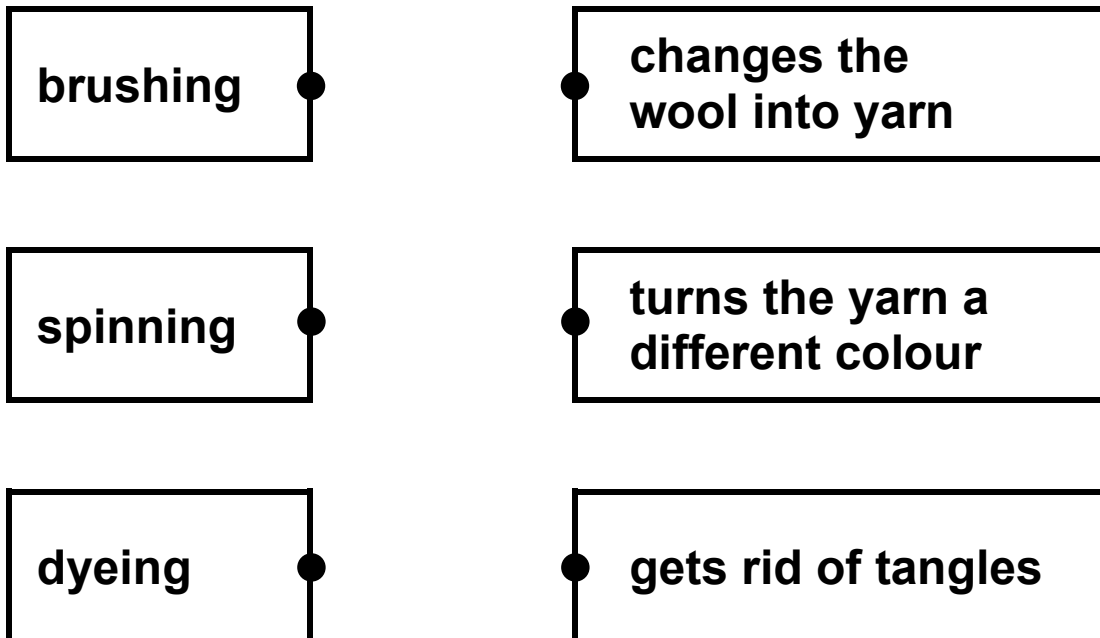


5. How is the wool sorted?

Tick **one**.

- by the age of the animal it comes from
- by the length of the yarn
- by the name of the farm
- by the part of the animal it comes from

6. Draw **three** lines to show what happens to the wool at each stage.



# How is yarn used?

Yarn is made into things by knitting or weaving.

We use the yarn to knit things such as soft and warm clothes, from big, chunky jumpers to cosy, little mittens.

We also weave yarn on machines to make it into material for blankets, rugs or carpets. You can weave patterns into the material using different coloured yarn.

knitting



a weaving machine



7. ... **big, chunky** ...

**Chunky** means the same as . . .

Tick **one**.

colourful.

light.

thick.

long.

8. **Find and copy one** item of clothing that can be knitted using yarn.

---

# What makes wool useful?

Many years ago, firefighters wore uniforms made from wool because wool can help protect us from water and fire. Today, people would never do this because wool is not safe enough. Firefighters use special safety suits instead.

A special type of wool called merino wool can help keep us cool and dry. It is used to make sports clothes and even clothes for astronauts to keep them comfortable on their journeys through space!

a merino sheep



9. In the past, why was wool used for firefighters' uniforms?

---

---

---

10. What is special about merino wool?

---

---

11. Write **two** types of clothes that are made using merino wool.

1. \_\_\_\_\_

2. \_\_\_\_\_

**BLANK PAGE**




**Please do not start answering the questions on the next text until you are told to do so.**

**Please do not write on this page.**

# Sleepy cat

Anna couldn't find her cat, Fluffy. He had got scared when he saw all the boxes that were ready to move to their new house.

“Don't worry, Anna,” said Mum. “We need to go back to the old house to collect the rest of our things. I'm sure we'll find Fluffy then.”



## Practice questions

c. What was the name of Anna's cat?

---

d. What had scared the cat?

Tick **one**.

seeing the van

seeing the boxes

seeing the new house

seeing the garden

**At the new house, Anna was sad. She thought the family should have waited for Fluffy to come back before they moved house.**

**Dad was opening a box of plates. “Anna, I’m sorry, but we couldn’t wait. We asked for the van to move our things here early in the morning.”**

**Mum put some books on the shelf. “Anyway, Fluffy is always too sleepy to run away,” she said gently.**



**12. Why was Anna sad?**

---

---

**13. When were the boxes picked up by the van?**


**Tick one.**

- early in the day
- at lunchtime
- late in the afternoon
- in the evening

**14. What was Mum doing?**

---

---



**Anna walked out into her new garden. It was a pretty, little garden with thick, green grass. Anna saw empty flowerbeds where she thought she'd like to plant some seeds. She looked at the end of the garden and wondered if there might be room for a pond.**

**In the middle of the garden, Anna noticed a tree and thought Fluffy would love it. He'd clamber to the top and sleep in the leafy branches.**

**15. What was in the garden?**

**Write two things.**

1. \_\_\_\_\_

2. \_\_\_\_\_

**16. Why might Anna's cat like the garden?**

**Write one reason.**

\_\_\_\_\_

\_\_\_\_\_



**Anna touched a flat stone in the sunny garden path. She thought that it would be the perfect place for Fluffy to sleep on warm mornings. Then she returned to the house.**

**“Can we go back now, Mum?” asked Anna.**

**“Don’t worry, Anna. We’ll go back soon and find Fluffy,” said Mum, giving Anna a hug. “But first, please unpack that box in your room.”**



**17. “Can we go back now, Mum?” asked Anna.**

**Where did Anna want to go back to?**

---

---

**18. Anna was upset.**

**How did Mum try to make Anna feel better?**

---

---

**19. Why couldn't Anna go back for Fluffy straight away?**

---

---




**Anna ran to her new bedroom and rushed to unpack the box. She took out a jumper, a colourful jacket and several pairs of comfy socks. Then, she reached in to grab something that looked like a furry toy.**

**How strange . . . it was warm!**

**Even stranger . . . it moved!**

**She looked inside. “Fluffy!” she cried out. “You sleepy old cat!”**



**20. How strange . . . it was warm!**

In this sentence, **strange** means . . .

Tick **one**.

odd.

silly.

exciting.

annoying.

**End of test**



Total marks	
-------------	--

2023 key stage 1 English reading

Paper 1: reading prompt and answer booklet

Print version product code: STA/23/8700/MLp ISBN: 978-1-78957-662-7

Electronic PDF version product code: STA/23/8700/MLe ISBN: 978-1-78957-676-4

### For more copies

Additional copies of this modified large print test paper can be ordered by contacting the national curriculum assessments helpline on 0300 303 3013.

© Crown copyright 2023

### Re-use of Crown copyright in test materials

Subject to the exceptions listed below, the test materials on this website are Crown copyright and you may re-use them (not including logos) free of charge in any format or medium in accordance with the terms of the Open Government Licence v3.0 which can be found on the National Archives website and accessed via the following link: [www.nationalarchives.gov.uk/doc/open-government-licence](http://www.nationalarchives.gov.uk/doc/open-government-licence). When you use this information under the Open Government Licence v3.0, you should include the following attribution: 'Contains material developed by the Standards and Testing Agency for 2023 national curriculum assessments and licensed under Open Government Licence v3.0' and where possible provide a link to the licence.



### Exceptions – third-party copyright content in test materials

You must obtain permission from the relevant copyright owners, as listed in the '2023 key stage 1 tests copyright report', for re-use of any third-party copyright content which we have identified in the test materials, as listed below. Alternatively, you should remove the unlicensed third-party copyright content and/or replace it with appropriately licensed material.

### Third-party content

Images within this test are not necessarily covered under © Crown copyright. Please refer to the copyright report for all details relating to the use of images.

These texts have been incorporated into this test paper solely for the purposes of the examination in accordance with Section 32 of the Copyright, Designs and Patents Act 1988, as amended by the Copyright and Rights in Performances (Research, Education, Libraries and Archives) Regulations 2014. No copyright or clearance for any other use has been obtained or sought.

The texts used in national curriculum assessments are carefully selected to ensure that they are suitable for pupils. Please note, however, that they are often taken from wider materials and you should review the content from the source material before using it with your pupils.

If you have any queries regarding these test materials, contact the national curriculum assessments helpline on 0300 303 3013 or email [assessments@education.gov.uk](mailto:assessments@education.gov.uk).