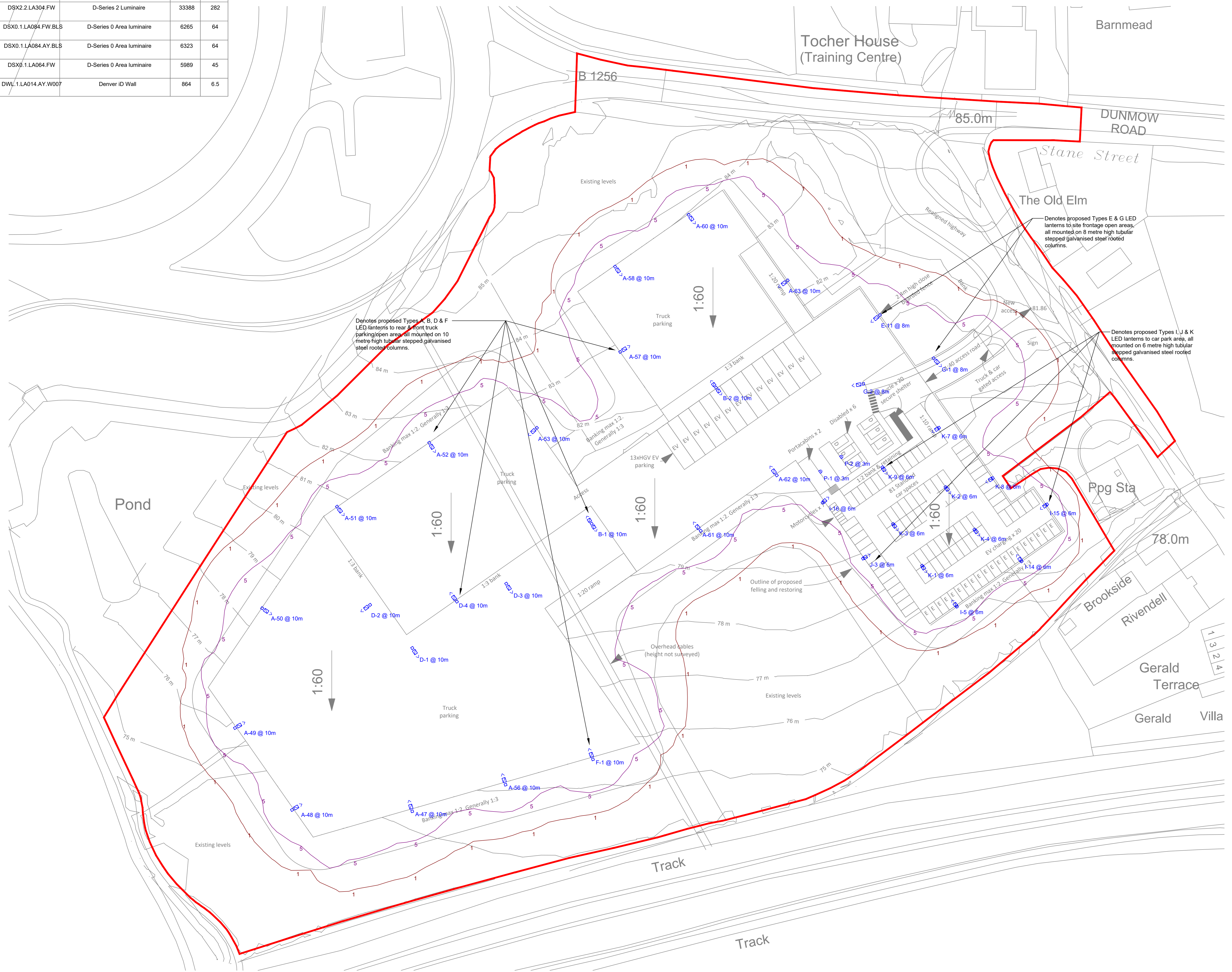
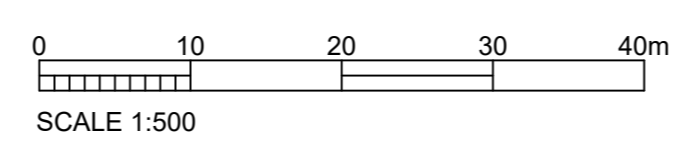
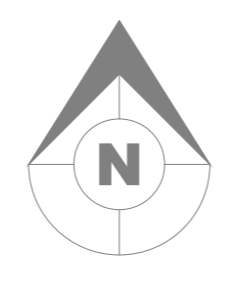



**NOTE:-**  
ELECTRICAL CONTRACTOR TO CONFIRM ALL LIGHTING LAYOUTS COMPLY WITH LIGHTING LEVELS AND UNIFORMITY STATED WITHIN SPECIFICATION. LUMINAIRE SHOWN FOR INFORMATION ONLY.

Symbol	Label	Quantity	Catalog Number	Description	Lumens Per Lamp	Wattage
A	14	DSX2.2.LA304.FW.BLS	D-Series 2 Luminaire with Back Light Shield	26068	282	
B	2	DSX1.2.LA304.AY	D-Series 1 Luminaire	29463	572	
D	4	DSX2.2.LA364.FW	D-Series 2 Luminaire	40787	328	
E	1	DSX2.2.LA304.FW.BLS	D-Series 2 Luminaire with Back Light Shield	26068	282	
F	1	DSX2.2.LA364.FW.BLS	D-Series 2 Luminaire with Back Light Shield	31845	328	
G	2	DSX2.2.LA304.FW	D-Series 2 Luminaire	33388	282	
I	4	DSX0.1.LA084.FW.BLS	D-Series 0 Area luminaire	6265	64	
J	1	DSX0.1.LA084.AY.BLS	D-Series 0 Area luminaire	6323	64	
K	7	DSX0.1.LA064.FW	D-Series 0 Area luminaire	5989	45	
P	2	DWL.1.LA014.AY.W007	Denver ID Wall	864	6.5	

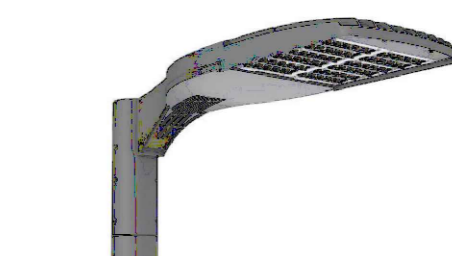
Statistics					
Description	Symbol	Avg	Min	Max	Min/Avg
Spill	+	1.1	0	lux	0.00



Catalog Number:	Label:
DWL.1.LA014.AY.W007	P
All lanterns to be delivered having factory silver paint finish	



Catalog Number:	Label:
DSX2.2.LA304.FW.BLS	A
DSX2.2.LA364.FW	D
Twin Version of 'A'	E
DSX2.2.LA364.FW.BLS	F
DSX2.2.LA304.FW	G
All lanterns to be delivered having factory silver paint finish	



Catalog Number:	Label:
DSX1.2.LA304.AY	B
(Except Twin Version)	
All lanterns to be delivered having factory silver paint finish	



Catalog Number:	Label:
DSX0.1.LA084.FW.BLS	I
DSX0.1.LA084.AY.BLS	J
DSX0.1.LA064.FW	K
Twin version of 'K'	L
All lanterns to be delivered having factory silver paint finish	

- KEY:**
- 2.4m high closeboarded sound retardant fence
  - 81 x Standard car spaces
  - 20 x EV car charging spaces
  - 6 x Disabled car parking
  - 107 x Total car spaces
  - 20 x Cycle spaces (Sheffield stands)
  - 13 x EV HGV charging spaces

**Illustrations of On-Plot External Lighting Luminaires.**

The copyright of this document is vested solely in Kelly Taylor & Associates. Reproduction of this document, in whole or in part, is prohibited other than with the express permission of the above company.  
This drawing to be read in conjunction with all relevant architects, consultants, sub-contractors and specialist drawings, and should not be scaled from in any way.

Revisions				
Rev.	By	Date	Description	CHK

Client  
**FKY Ltd.**

Architect  
**PRC Architects**

Project Address  
**Tilekiln Green**

Drawing Title  
**External Lighting Spill Level Plot**

**KTA**  
KELLY TAYLOR & ASSOCIATES  
ENGINEERING & ENVIRONMENTAL CONSULTANTS  
1 ASHLEIGH WAY, LANGAGE BUSINESS PARK,  
PLYMOUTH, DEVON, PL7 5JX.  
TEL: +44(0)1752 332890 FAX: +44(0)1752 344282  
E-MAIL: general@kellytaylor.net

**PLANNING**

Drawn by <b>CC</b>	Checked by <b>CC</b>	Authorised by <b>MJP</b>
Scale <b>1:500</b>	Size <b>A0</b>	Date <b>Apr'21</b>
Drawing no. <b>10398-EXT-02</b>		