

Drawing No.
P 7004
Sheet 1 of 2

Related Drawings
P 7001, P 500, S 7,
P 570 & P 572

Before using this drawing, confirm that it has not been superseded.

© CROWN COPYRIGHT

NOTES: 1. The legend is from the Transport Heavy alphabet at the x-heights shown.

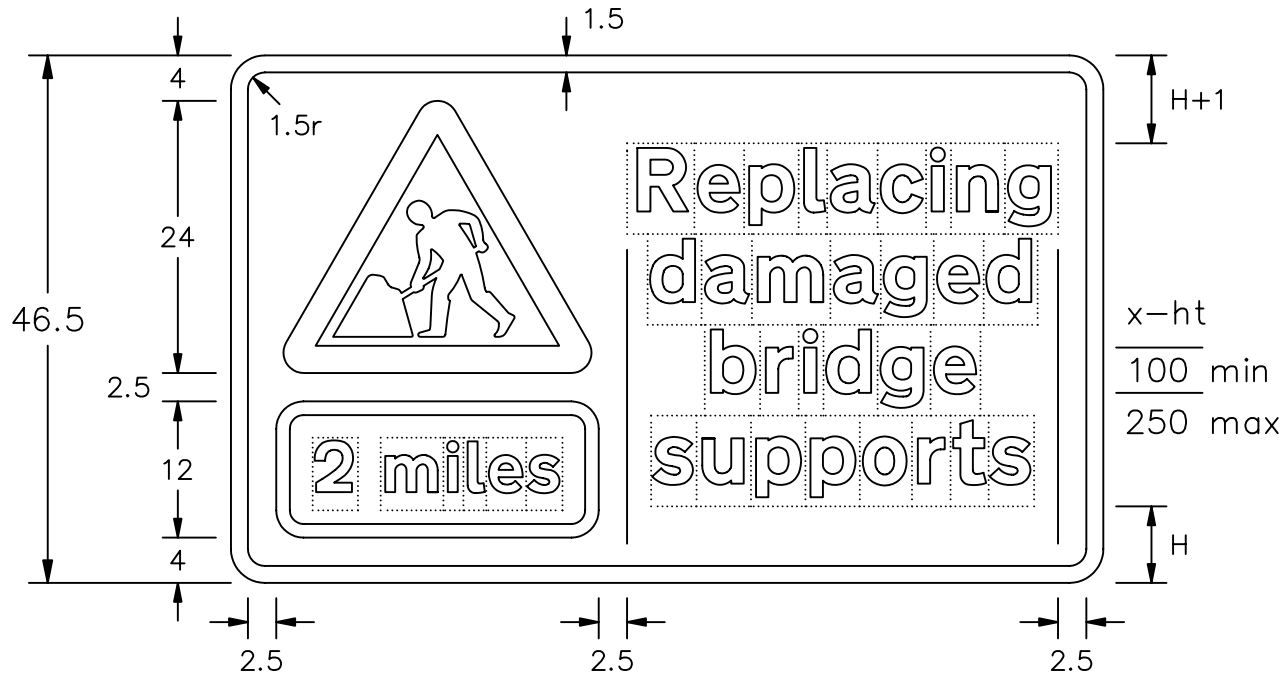
2. Details of the road works triangle are given on drawings P 500, P 7001 and S 7. Details of the distance plates are given on drawings P 570 and P 572.

3. Tile outlines do not form part of the signs.

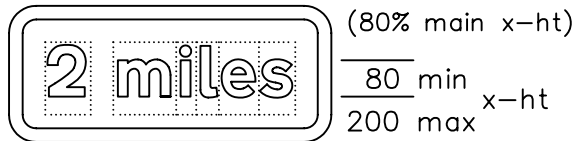

4. COLOURS:—
Background (main sign) ----- YELLOW
Background (distance plate) --- WHITE
Legends & Borders ----- BLACK
P 7001 Triangle ----- see dwg P 7001

5. DIMENSIONS : x-heights are in millimetres, other dimensions are in stroke widths based on the x-height of the main sign. (4sw = x-height)

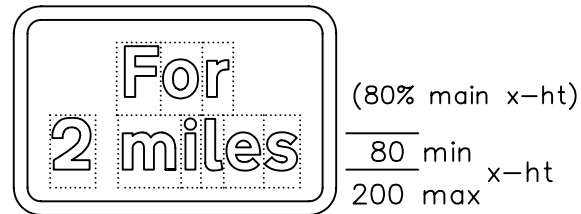
6. See sheet 2 for other variants.



VARIANT



See drawing P 572 for design details



See drawing P 570 for design details

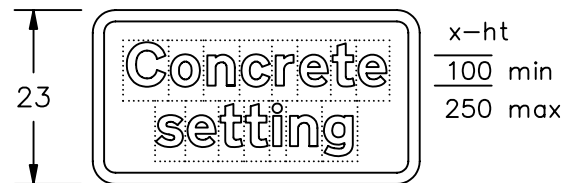
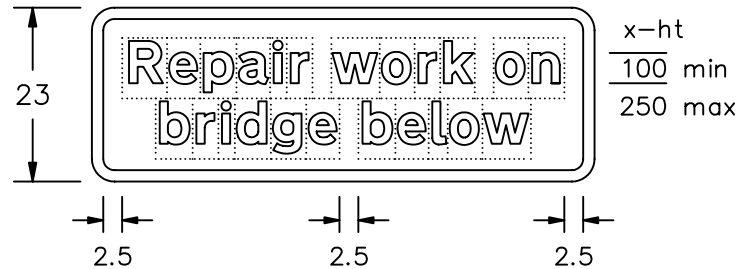
P7004-1

<p><i>Department for</i> Transport</p>	Title:	Road Works Signs	Issue:	Date:	Drawn by:	Dimensions:	Drawing No.
	DESCRIPTION AND DISTANCE TO ROAD WORKS	A: 31.10.95 B: 20.1.05 C:	S.P./L.W. Approved by: R.M.	SEE NOTE 5	P 7004 Sheet 1 of 2		


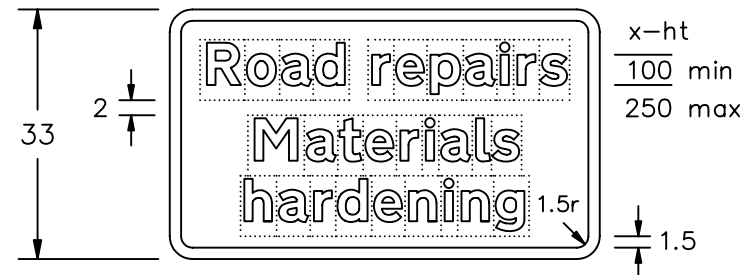
Before using this drawing, confirm that it has not been superseded.

- NOTES: 1. The legend is from the Transport Heavy alphabet at the x-heights shown.
2. The tile outlines do not form part of the signs.
3. COLOURS : Background ----- YELLOW
 Legend & Border --- BLACK
4. DIMENSIONS : x-heights are in millimetres, other dimensions are in stroke widths. (4sw = x-height)

SINGLE MESSAGE



2 PART MESSAGE



P7004-2

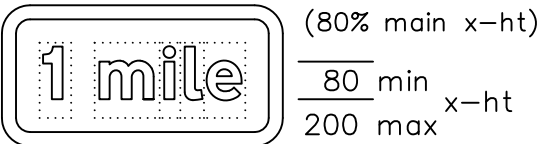

Drawing No.
P 7005
Sheet 1 of 2

Related Drawings
P 7001, P 500,
S 7 & P 572

Before using this drawing, confirm that it has not been superseded.

© CROWN COPYRIGHT

- NOTES: 1. The legend is from the Transport Heavy alphabet at the x-heights shown.
2. Details of the road works triangle are given on drawings P 500, P 7001 and S 7. Details of the distance plate are given on drawing P 572.
3. The tile outlines do not form part of the signs.
4. COLOURS:—
Background (main sign) ----- YELLOW
Background (distance plate) ---- WHITE
Legends & Borders ----- BLACK
P 7001 Triangle ----- see dwg P 7001
5. DIMENSIONS : x-heights are in millimetres, other dimensions are in stroke widths based on the x-height of the main sign. (4sw = x-height)
6. See sheet 2 for other variants.



See drawing P 572 for design details



VARIANT

P7005-1

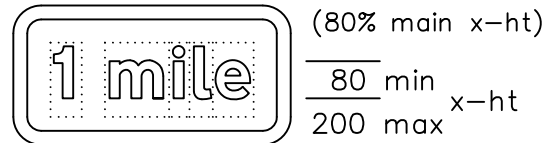
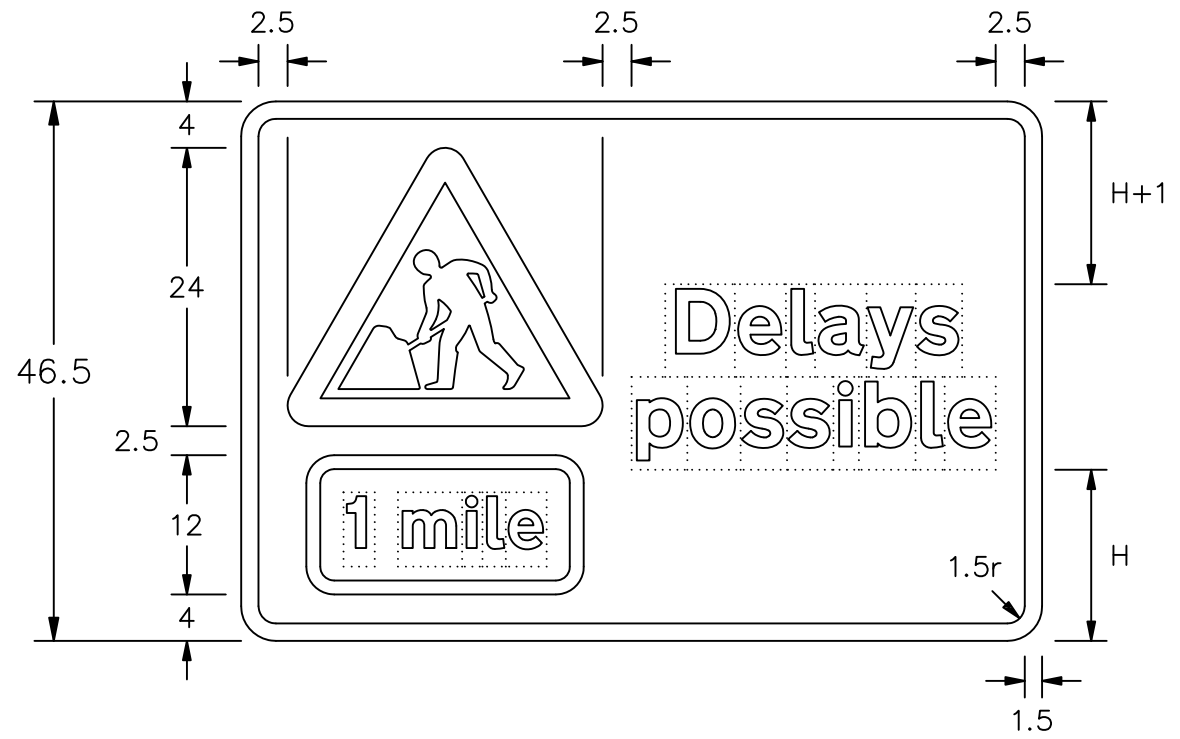
Department for Transport	Title:	Road Works Signs	Issue:	Date:	Drawn by :	Dimensions :	Drawing No.
	DELAYS POSSIBLE AT ROAD WORKS AHEAD		A:	24.11.95	S.P.	SEE NOTE 5	P 7005
			D:	11.11.11	Approved by:		Sheet 1 of 2
			E:	23.3.23	R.M.		

Drawing No. P 7005 Sheet 2 of 2	Related Drawings P 7001, P 500, S 7 & P 572
---------------------------------------	---

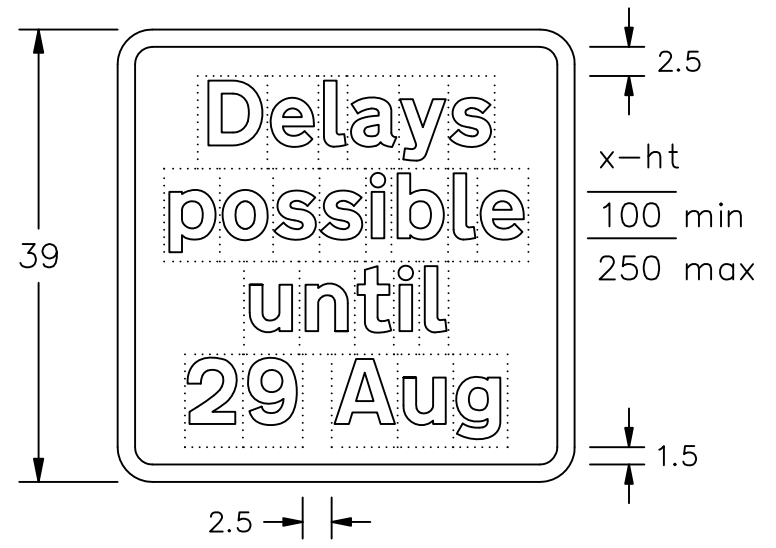
Before using this drawing, confirm that it has not been superseded.

© CROWN COPYRIGHT

- NOTES: 1. The legend is from the Transport Heavy alphabet at the x-heights shown.
2. Details of the road works triangle are given on drawings P 500, P 7001 and S 7. Details of the distance plate are given on drawing P 572.
3. The tile outlines do not form part of the signs.
4. COLOURS: -
 Background (main sign) ----- YELLOW
 Background (distance plate) ---- WHITE
 Legends & Borders ----- BLACK
 P 7001 Triangle ----- see dwg P 7001
5. DIMENSIONS : x-heights are in millimetres, other dimensions are in stroke widths based on the x-height of the main sign. (4sw = x-height)



See drawing P 572 for design details



P7005-2

**Department for
Transport**

Title: Road Works Signs
 DELAYS POSSIBLE AT
 ROAD WORKS AHEAD (variants)

Issue: Date :
 A: 24.11.95
 D: 11.11.11
 E: 23.3.23

Drawn by :
 L.W.
 Approved by :
 R.M.

Dimensions :
 SEE
 NOTE 5

Drawing No.
 P 7005
 Sheet 2 of 2