



# H-CLIC July-September 2022 Quarterly Release

This is the quarterly statistics release for statutory homelessness assessments and activities in England.

## 75,860

Households initially assessed as homeless or threatened with homelessness

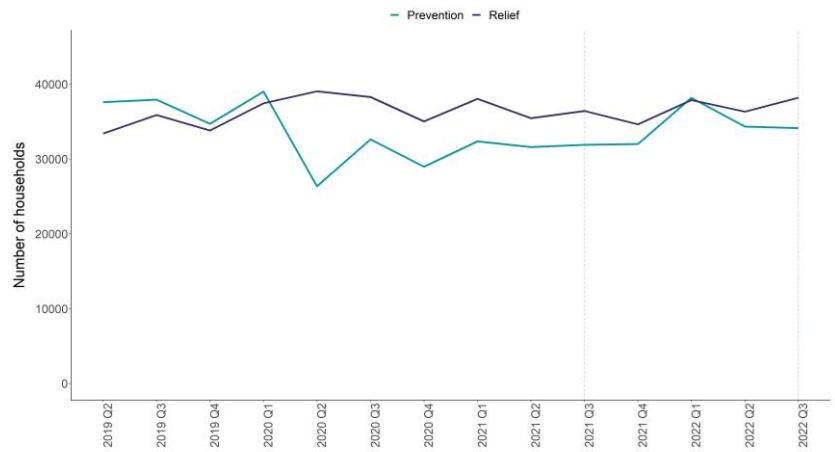
### 4.4%

Increase since last year

### 2.9%

increase since April to June 2022

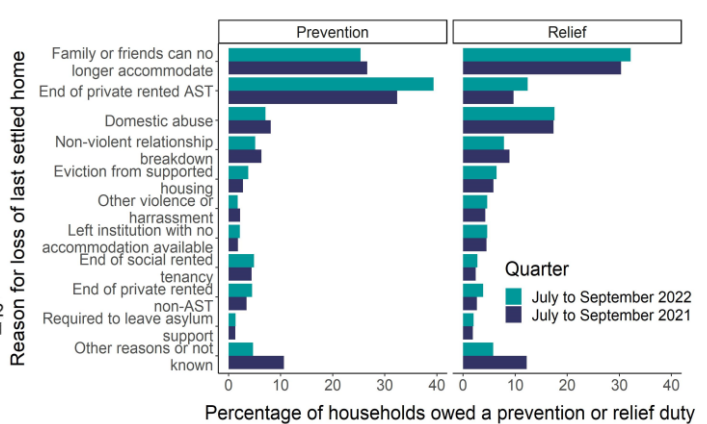
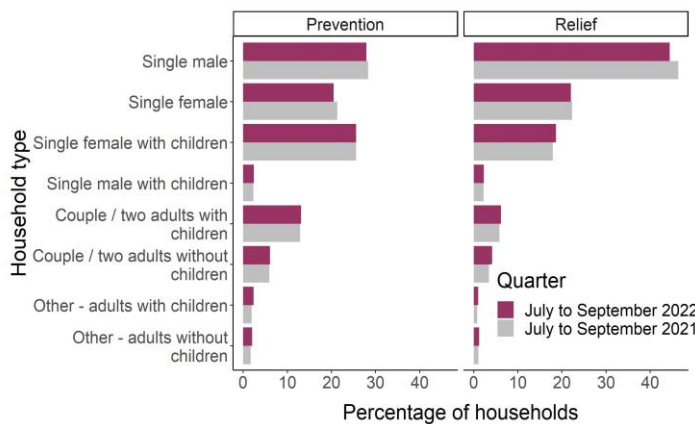
The number of accepted prevention and relief duties from 2019:



34,130 households were owed a prevention duty, 38,190 households were owed a relief duty

Household characteristics:

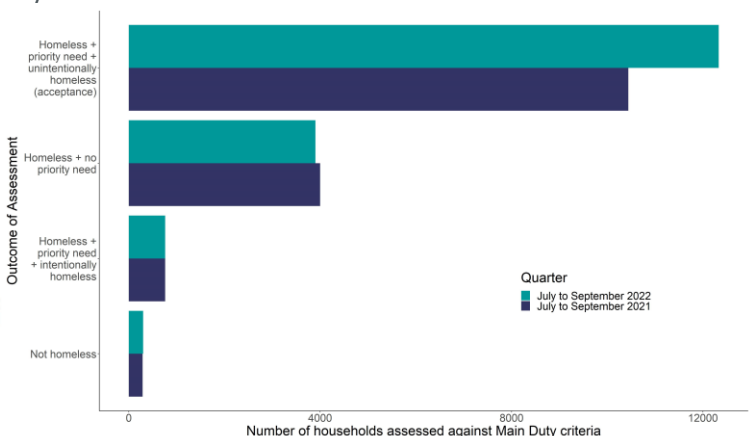
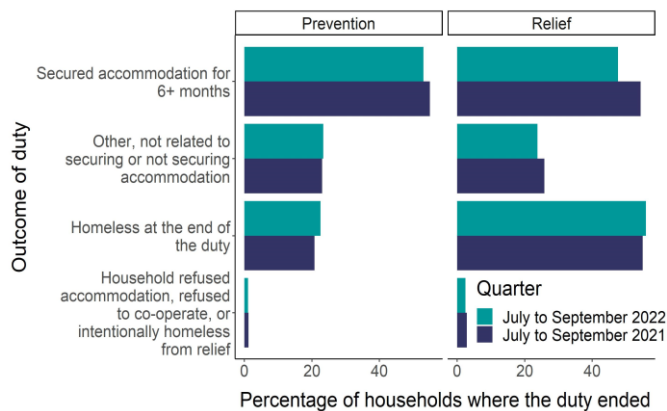
Reason for loss of last settled home:



The prevention duty ended for 32,290 households, the relief duty ended for 42,170 households

Outcomes:

12,330 households were owed a main duty, up 18.1% from last year:



The live data tables are available here:

<https://www.gov.uk/government/statistical-data-sets/live-tables-on-homelessness>



# H-CLIC July-September 2022 Quarterly Release

This is the quarterly statistics release for statutory homelessness assessments and activities in England.

## 99,270

People sleeping in temporary accommodation in England on 30 September 2022

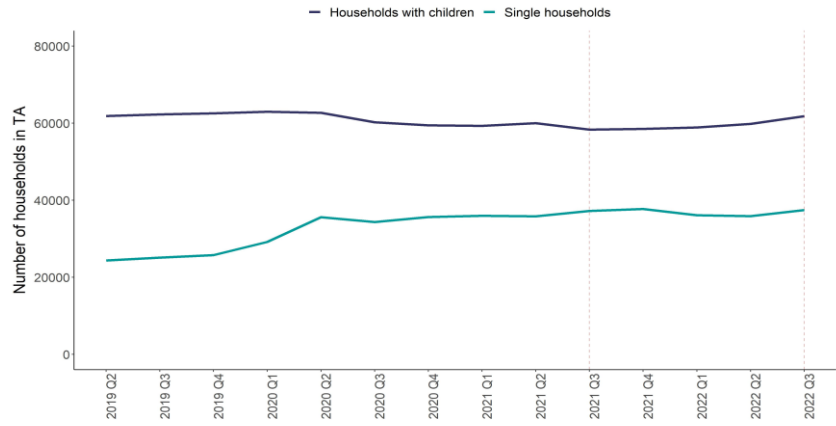
### 3.9%

increase since last year

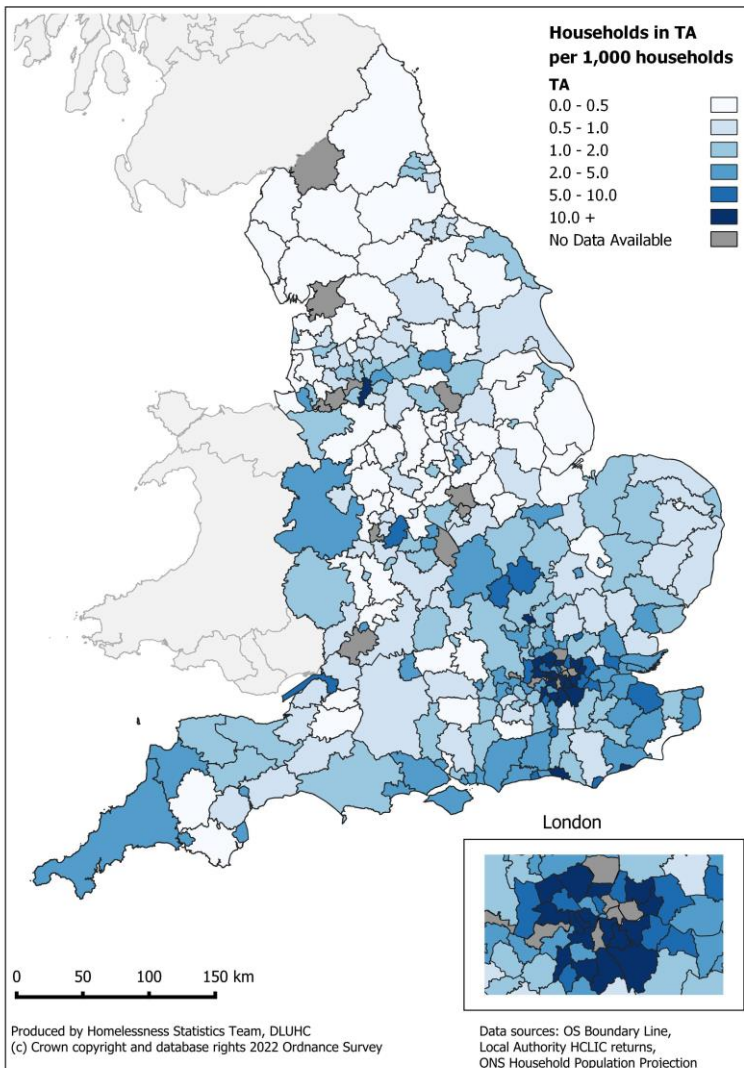
### 3.7%

increase since last quarter

Households in temporary accommodation on 30 September 2022:



A total of 125,760 dependent children were living in temporary accommodation on 30 September 2022



Single households increased 4.4% and households with children increased 3.4% from the previous quarter.

There were 15.98 households living in temporary accommodation per 1000 households in London, compared with 2.06 households per 1000 in the Rest of England.

### Type of Temporary Accommodation:

82.4% of households with children were in self-contained accommodation (private sector, nightly paid, or local authority or housing association accommodation).

11,490 households were living in B&B accommodation, up 22.5% from last year. 75.7% of these households were single households, up 9.8% from last year.

2,790 households with dependent children were in in B&Bs, up 91.1% from the same date last year.

Of these, 1,210 had been resident for more than the statutory limit of 6 weeks, up 112.3% from last year and up 18.6% from the previous quarter.

The live data tables are available here:

<https://www.gov.uk/government/statistical-data-sets/live-tables-on-homelessness>



This is the quarterly statistics release for statutory homelessness assessments and activities in England.

## Things you need to know

Statutory homelessness concerns duties placed on local authorities to take reasonable steps to prevent and relieve homelessness to eligible houses.

Each case included in this report is representative of a household, which includes households with children as well as single adult houses.

This report only covers those owed a duty between April 01 and June 30 2022.

Every number other than Temporary Accommodation is a cumulative count over the period of the reported quarter, Temporary Accommodation is a snapshot of the last day of the quarter.

Data is collected via the Homelessness Case Level Information Collection, submitted quarterly by local authorities. This method of collection was introduced in 2018 alongside significant homelessness legislation; before this statutory homelessness was recorded in the P1E.

Definitions and a comprehensive breakdown of the quality assurance process can be found in the technical note.



### How can it be used?



- ✓ To count the number of homelessness duties accepted by local authorities for this quarter and to compare local authorities and regions in England.
- ✓ To assess changes in the number of homelessness duties since 2018.
- ✓ To understand the causes, circumstances, and characteristics of households owed a duty for this quarter.
- ✓ To understand the number of households and the characteristics of Temporary Accommodation.
- ✗ To estimate the total number of people sleeping rough.
- ✗ To estimate the total number of people sofa surfing, in recreational or organised protest, or in squats, or traveller campsites.
- ✗ To estimate the households that have yet to make a homelessness application and those who aren't eligible.
- ✗ To compare with other countries in the UK
- ✗ To compare to figures recorded via the P1E.

There is a link to a Performance Dashboard for more detailed local authority level breakdowns at the bottom of this [page](#)

The live data tables are available here :

<https://www.gov.uk/government/statistical-data-sets/live-tables-on-homelessness>