

## **Appendix A**



10318-1

# Stansted Mountfitchet ATC 01, Lower Street

Produced by Streetwise Services Ltd.

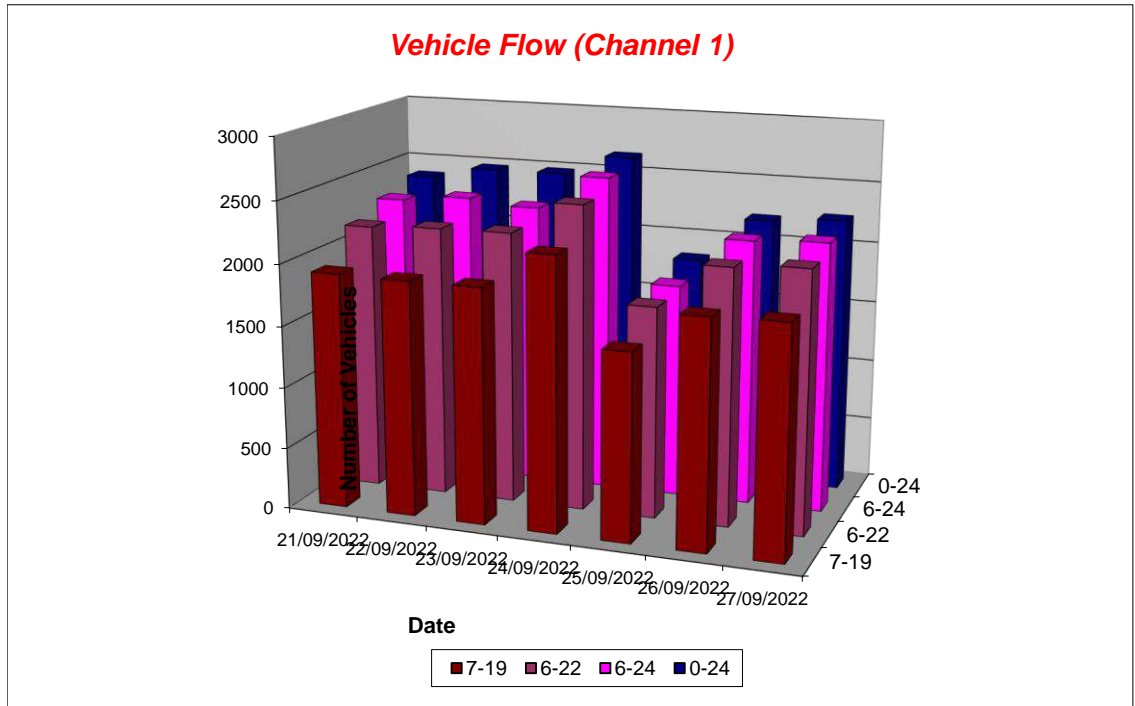


Channel 1 - Northbound

Vehicle Flow

Week 1

Hr Ending	21/09/2022 Wednesday	22/09/2022 Thursday	23/09/2022 Friday	24/09/2022 Saturday	25/09/2022 Sunday	26/09/2022 Monday	27/09/2022 Tuesday	5 Day Ave	7 Day Ave
1	32	49	59	21	28	7	14	32	30
2	26	29	43	12	18	6	15	24	21
3	10	19	24	6	12	5	7	13	12
4	7	17	26	10	10	5	7	12	12
5	8	8	12	6	6	12	5	9	8
6	11	15	18	13	10	9	9	12	12
7	45	35	38	23	22	32	36	37	33
8	183	161	139	59	42	172	188	169	135
9	201	196	191	114	57	185	236	202	169
10	130	125	128	175	98	128	135	129	131
11	110	97	105	229	140	111	95	104	127
12	107	101	96	258	177	104	94	100	134
13	120	108	133	278	210	124	100	117	153
14	118	149	173	210	178	130	119	138	154
15	152	123	185	195	162	131	125	143	153
16	169	184	173	174	115	157	163	169	162
17	176	223	184	183	125	177	191	190	180
18	254	243	226	186	109	231	231	237	211
19	195	197	175	145	102	185	172	185	167
20	100	127	125	124	98	106	119	115	114
21	67	87	81	67	48	55	65	71	67
22	45	44	56	53	32	47	43	47	46
23	62	71	47	42	17	46	45	54	47
24	50	66	42	64	11	34	27	44	42
7-19	1915	1907	1908	2206	1515	1835	1849	1883	1876
6-22	2172	2200	2208	2473	1715	2075	2112	2153	2136
6-24	2284	2337	2297	2579	1743	2155	2184	2251	2226
0-24	2378	2474	2479	2647	1827	2199	2241	2354	2321



# Stansted Mountfitchet ATC 01, Lower Street

Produced by Streetwise Services Ltd.



Channel 1 - Northbound

Average Speed

Week 1

Hr Ending	21/09/2022 Wednesday	22/09/2022 Thursday	23/09/2022 Friday	24/09/2022 Saturday	25/09/2022 Sunday	26/09/2022 Monday	27/09/2022 Tuesday
1	24.6	25.3	25.3	28.7	25.9	29.4	30.9
2	26.5	22.8	24.4	30.1	30.2	25.5	30.7
3	28.5	23.1	24.0	29.7	28.4	30.0	27.3
4	29.4	25.9	27.0	29.5	31.5	30.0	32.3
5	24.9	24.9	26.8	23.0	31.3	26.8	28.0
6	27.1	26.7	25.5	27.6	28.0	24.7	29.1
7	27.0	25.3	26.7	29.1	27.3	28.0	28.7
8	23.1	25.0	24.6	26.5	29.1	25.4	24.5
9	22.5	23.7	22.8	25.5	27.2	20.9	23.3
10	23.5	23.4	25.0	23.0	25.9	24.1	26.1
11	24.7	26.7	23.8	22.6	24.7	25.9	23.3
12	25.8	25.7	22.9	22.1	22.5	24.8	22.8
13	24.2	25.3	25.3	23.4	21.2	20.3	26.4
14	24.6	25.7	23.2	23.7	22.9	21.8	25.6
15	25.2	25.2	26.0	24.0	22.8	24.8	27.0
16	25.1	26.1	24.5	24.1	25.3	25.9	26.4
17	23.8	25.4	25.1	23.5	24.8	24.7	24.1
18	23.6	24.2	23.1	25.3	26.2	25.7	24.9
19	24.1	24.8	25.1	27.5	25.9	26.8	24.8
20	24.2	23.0	24.9	25.2	24.8	25.5	24.8
21	24.7	23.6	25.3	23.6	27.1	27.4	24.4
22	25.8	25.7	25.8	25.0	27.1	26.0	24.5
23	25.6	25.4	25.6	27.9	28.0	26.7	26.7
24	24.9	24.7	27.2	27.3	25.0	28.1	29.5
10-12	25.3	26.2	23.3	22.3	23.5	25.3	23.0
14-16	25.1	25.7	25.3	24.1	23.9	25.4	26.7
0-24	24.3	24.8	24.6	24.3	24.5	24.7	25.1

7 Day Ave 24.6

85th Percentile

Hr Ending	21/09/2022 Wednesday	22/09/2022 Thursday	23/09/2022 Friday	24/09/2022 Saturday	25/09/2022 Sunday	26/09/2022 Monday	27/09/2022 Tuesday
1	28.7	28.6	29.0	33.7	28.9	33.7	33.2
2	33.5	28.3	28.4	38.9	38.7	33.9	33.5
3	33.6	28.3	28.3	43.8	33.5	38.5	28.3
4	38.3	33.8	33.2	33.0	38.4	33.1	38.3
5	28.3	28.8	33.2	28.5	48.1	33.8	33.0
6	38.8	33.6	28.6	33.9	33.8	28.4	33.5
7	33.0	29.0	28.4	38.4	33.5	33.5	33.2
8	28.8	28.9	33.4	33.7	33.8	28.5	28.9
9	28.8	28.2	28.7	33.5	33.6	28.2	28.6
10	28.7	28.7	33.3	28.5	28.8	28.3	33.8
11	28.0	34.0	28.6	28.5	28.0	33.1	28.9
12	33.4	33.2	28.2	28.4	28.2	28.6	28.3
13	28.9	33.5	28.2	28.4	23.1	23.2	33.5
14	28.8	33.1	28.6	28.3	28.1	28.9	28.1
15	33.4	34.0	33.1	28.1	28.3	28.1	33.6
16	29.0	33.7	28.5	28.2	28.1	33.4	33.4
17	28.9	28.0	28.9	29.0	28.0	28.3	29.0
18	28.1	28.6	28.3	33.1	33.5	28.9	28.1
19	28.9	28.1	28.8	33.4	33.7	33.8	28.9
20	28.4	28.1	28.4	33.4	28.5	28.3	28.6
21	28.5	28.8	28.3	28.5	33.8	33.7	28.3
22	33.8	28.3	28.9	28.2	33.1	33.3	33.1
23	33.1	33.0	28.6	33.5	33.2	33.1	33.5
24	28.6	28.3	33.6	33.3	33.7	33.0	33.2
10-12	28.5	33.4	28.4	28.6	28.5	28.3	29.0
14-16	28.3	33.3	33.1	28.5	28.4	28.8	33.1
0-24	28.6	28.9	28.6	28.2	28.1	28.3	28.0

7 Day Ave 28.4

# Stansted Mountfitchet ATC 01, Lower Street

Produced by Streetwise Services Ltd.

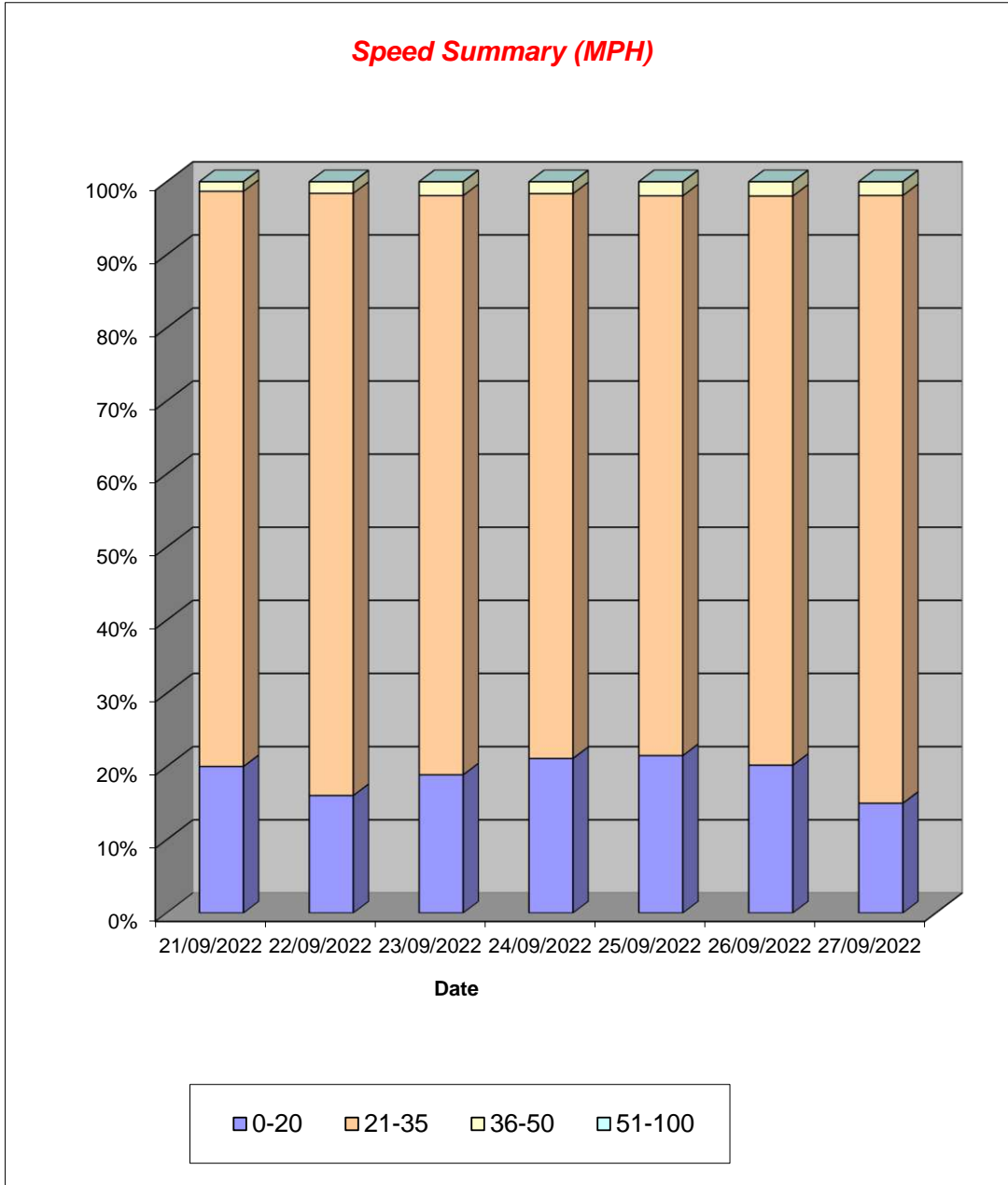


Channel 1 - Northbound

Speed Summary

Week 1

Speed (MPH)	21/09/2022 Wednesday	22/09/2022 Thursday	23/09/2022 Friday	24/09/2022 Saturday	25/09/2022 Sunday	26/09/2022 Monday	27/09/2022 Tuesday
0-20	476	397	468	559	393	444	336
21-35	1871	2038	1964	2045	1399	1712	1863
36-50	31	39	47	43	35	43	42
51-100	0	0	0	0	0	0	0
<b>TOTAL</b>	<b>2378</b>	<b>2474</b>	<b>2479</b>	<b>2647</b>	<b>1827</b>	<b>2199</b>	<b>2241</b>



## Stansted Mountfitchet ATC 01, Lower Street

Produced by Streetwise Services Ltd.



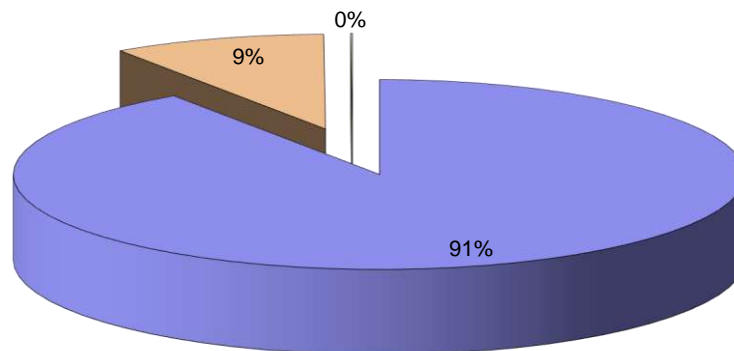
Channel 1 - Northbound

Vehicle Class

Week 1

Classes Day / Time	Car / LGV / Caravan - 1	OGV1 / Bus - 2,3,5,6,7,12	OGV2 - 4,8,9,10,11,13	TOTAL - 1-13
21/09/2022				
7-19	1705	209	1	1915
6-22	1949	222	1	2172
6-24	2053	230	1	2284
0-24	2137	240	1	2378
22/09/2022				
7-19	1669	235	3	1907
6-22	1943	254	3	2200
6-24	2072	262	3	2337
0-24	2189	282	3	2474
23/09/2022				
7-19	1689	218	1	1908
6-22	1968	239	1	2208
6-24	2053	243	1	2297
0-24	2221	257	1	2479
24/09/2022				
7-19	2076	130	0	2206
6-22	2328	145	0	2473
6-24	2430	149	0	2579
0-24	2490	157	0	2647
25/09/2022				
7-19	1424	90	1	1515
6-22	1612	102	1	1715
6-24	1639	103	1	1743
0-24	1715	111	1	1827
26/09/2022				
7-19	1638	195	2	1835
6-22	1861	212	2	2075
6-24	1935	218	2	2155
0-24	1974	223	2	2199
27/09/2022				
7-19	1618	227	4	1849
6-22	1859	248	5	2112
6-24	1925	254	5	2184
0-24	1976	260	5	2241
Average				
7-19	1688	186	2	1876
6-22	1931	203	2	2136
6-24	2015	208	2	2226
0-24	2100	219	2	2321

**Total Vehicle Class Distribution**



# Stansted Mountfitchet ATC 01, Lower Street

Produced by Streetwise Services Ltd.

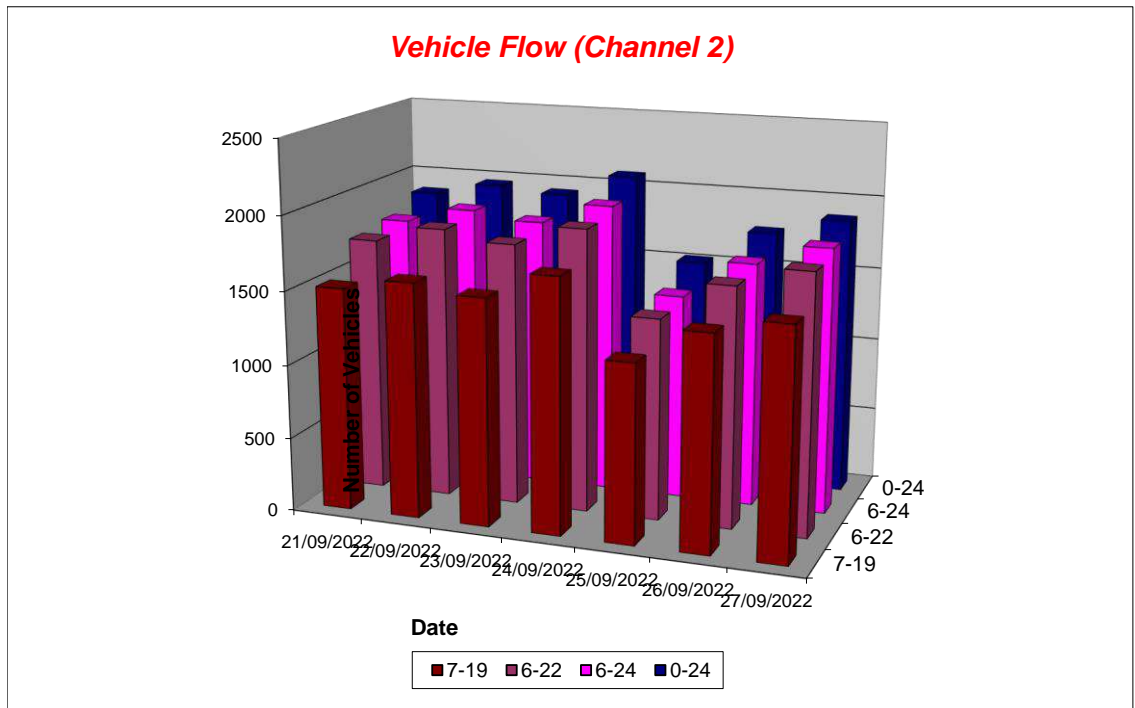


Channel 2 - Southbound

Vehicle Flow

Week 1

Hr Ending	21/09/2022 Wednesday	22/09/2022 Thursday	23/09/2022 Friday	24/09/2022 Saturday	25/09/2022 Sunday	26/09/2022 Monday	27/09/2022 Tuesday	5 Day Ave	7 Day Ave
1	5	6	11	16	27	10	6	8	12
2	14	5	12	21	18	9	3	9	12
3	7	4	8	10	10	7	7	7	8
4	11	17	14	19	23	13	8	13	15
5	22	13	23	21	20	18	19	19	19
6	49	42	33	25	26	47	36	41	37
7	77	74	69	32	18	64	76	72	59
8	171	167	135	76	38	147	176	159	130
9	226	215	187	122	56	216	225	214	178
10	111	119	114	127	101	92	120	111	112
11	87	93	84	177	121	95	96	91	108
12	90	121	100	148	128	105	87	101	111
13	120	94	106	142	157	89	102	102	116
14	88	104	112	140	106	101	87	98	105
15	101	139	136	123	118	93	103	114	116
16	130	129	152	130	95	137	150	140	132
17	150	153	147	229	118	151	165	153	159
18	141	147	173	194	88	134	135	146	145
19	97	110	89	106	79	81	95	94	94
20	70	85	79	89	67	48	61	69	71
21	40	68	59	44	48	43	56	53	51
22	30	24	35	37	26	27	21	27	29
23	21	16	27	29	20	18	31	23	23
24	18	18	23	27	11	14	12	17	18
7-19	1512	1591	1535	1714	1205	1441	1541	1524	1506
6-22	1729	1842	1777	1916	1364	1623	1755	1745	1715
6-24	1768	1876	1827	1972	1395	1655	1798	1785	1756
0-24	1876	1963	1928	2084	1519	1759	1877	1881	1858



# Stansted Mountfitchet ATC 01, Lower Street

Produced by Streetwise Services Ltd.



Channel 2 - Southbound

Average Speed

Week 1

Hr Ending	21/09/2022 Wednesday	22/09/2022 Thursday	23/09/2022 Friday	24/09/2022 Saturday	25/09/2022 Sunday	26/09/2022 Monday	27/09/2022 Tuesday
1	26.0	22.2	25.7	26.4	25.4	26.5	21.7
2	24.4	27.0	24.7	27.0	28.0	24.7	31.3
3	29.4	25.5	26.8	26.5	30.5	28.0	30.1
4	26.2	26.8	26.9	26.7	28.7	27.2	32.4
5	27.1	25.3	25.6	29.2	29.0	27.4	29.6
6	26.0	28.5	27.4	30.6	29.0	27.3	30.2
7	24.5	25.3	24.8	26.3	29.7	26.5	28.3
8	21.7	22.6	23.2	25.3	27.9	23.3	22.8
9	20.2	20.1	20.0	23.1	25.3	19.0	20.8
10	21.2	20.1	22.5	19.8	24.0	22.3	22.9
11	22.1	25.4	19.5	19.1	23.0	24.7	21.5
12	21.1	23.6	20.1	19.2	21.2	23.7	19.0
13	20.2	23.5	22.5	19.9	18.5	19.0	25.2
14	19.8	24.3	19.3	20.9	18.4	19.9	24.2
15	20.1	22.9	22.9	21.2	20.0	21.3	25.2
16	20.2	24.8	22.5	21.3	21.3	23.2	24.4
17	20.2	22.3	22.6	20.4	23.7	23.3	21.3
18	19.7	19.6	18.3	21.2	24.5	23.4	22.5
19	20.5	21.5	21.1	24.8	23.3	23.9	22.2
20	21.9	20.8	19.9	21.7	22.6	24.0	23.7
21	21.9	20.4	23.7	20.0	24.1	25.1	21.3
22	23.3	24.9	23.6	21.5	24.6	24.5	22.0
23	24.9	25.2	23.7	21.9	25.5	24.7	26.4
24	23.6	23.6	24.3	23.2	27.5	28.0	24.7
10-12	21.6	24.4	19.8	19.2	22.1	24.2	20.3
14-16	20.2	23.8	22.7	21.2	20.6	22.5	24.7
0-24	21.2	22.6	21.7	21.5	22.8	22.8	23.2

7 Day Ave 22.3

85th Percentile

Hr Ending	21/09/2022 Wednesday	22/09/2022 Thursday	23/09/2022 Friday	24/09/2022 Saturday	25/09/2022 Sunday	26/09/2022 Monday	27/09/2022 Tuesday
1	33.3	28.3	33.7	33.6	38.2	33.6	33.8
2	33.5	33.3	28.5	33.3	33.2	28.8	38.3
3	38.9	33.2	33.6	33.1	33.3	38.5	38.7
4	28.5	28.5	33.2	33.2	33.8	33.2	38.4
5	33.4	28.2	28.5	33.1	33.1	33.9	33.8
6	28.8	33.6	33.7	33.4	33.5	33.4	38.7
7	28.8	28.4	28.8	34.0	33.8	33.3	33.4
8	28.7	28.9	28.4	28.5	33.8	28.8	28.1
9	23.7	23.5	23.9	28.5	28.3	23.2	28.4
10	29.0	23.2	28.7	24.0	29.0	28.4	28.3
11	28.3	33.7	23.1	23.2	28.8	28.2	28.7
12	28.5	28.7	23.6	23.4	28.7	28.9	23.3
13	28.4	28.6	28.7	28.4	23.9	23.6	28.8
14	23.7	28.8	23.0	28.3	23.9	23.4	28.2
15	28.2	28.2	28.4	28.5	23.4	28.4	28.6
16	23.4	28.8	28.4	23.1	28.1	28.9	29.0
17	23.5	28.2	28.3	23.5	29.0	28.6	28.2
18	23.8	24.0	24.0	29.0	28.8	28.9	28.9
19	23.5	23.1	28.8	28.6	28.7	28.5	28.1
20	28.4	23.1	23.7	28.9	28.4	28.3	29.0
21	28.5	23.8	28.4	23.7	28.0	33.9	28.6
22	28.2	28.4	28.7	28.4	33.2	28.3	28.6
23	28.6	28.5	28.3	28.7	28.2	28.3	33.9
24	28.5	28.1	28.4	28.1	33.5	33.2	28.6
10-12	28.7	28.1	23.4	23.8	28.4	28.3	28.2
14-16	23.9	28.2	28.9	28.7	23.1	28.0	28.9
0-24	28.4	28.0	28.1	28.5	28.3	28.7	28.1

7 Day Ave 28.3



# Stansted Mountfitchet ATC 01, Lower Street

Produced by Streetwise Services Ltd.




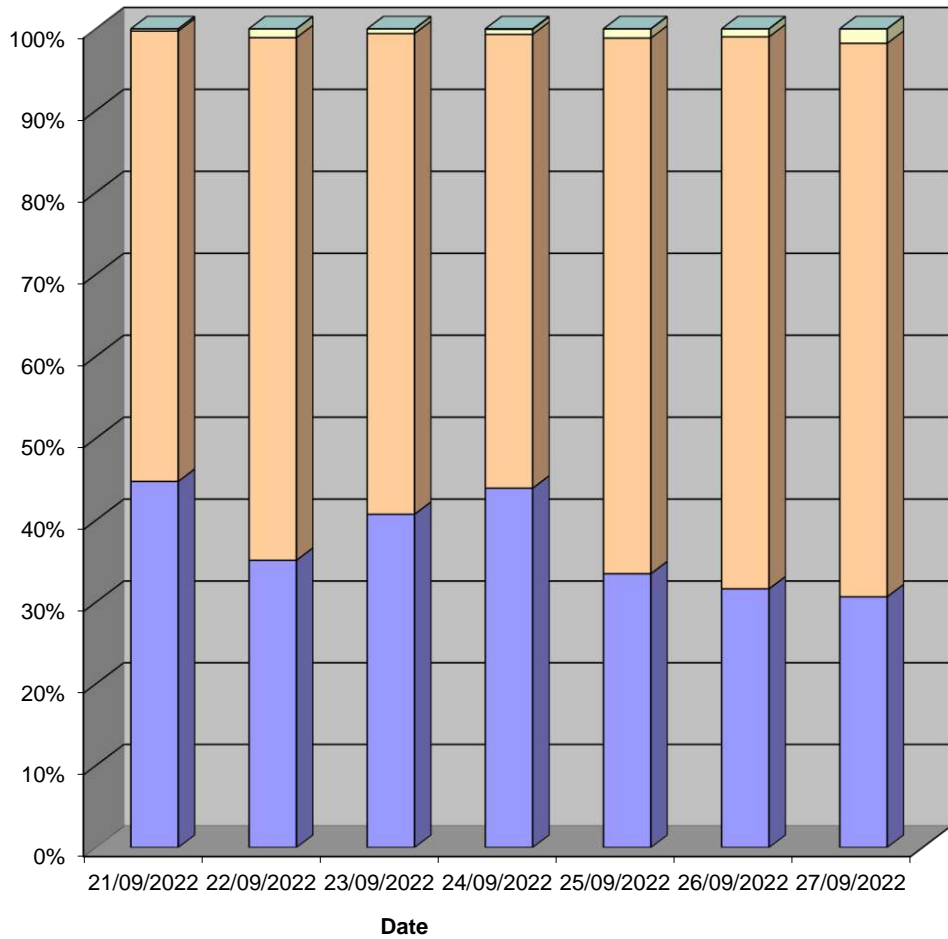
Channel 2 - Southbound

Speed Summary

Week 1

Speed (MPH)	21/09/2022 Wednesday	22/09/2022 Thursday	23/09/2022 Friday	24/09/2022 Saturday	25/09/2022 Sunday	26/09/2022 Monday	27/09/2022 Tuesday
0-20	840	690	786	916	509	557	576
21-35	1031	1252	1131	1154	993	1185	1268
36-50	5	21	11	13	17	17	33
51-100	0	0	0	1	0	0	0
<b>TOTAL</b>	<b>1876</b>	<b>1963</b>	<b>1928</b>	<b>2084</b>	<b>1519</b>	<b>1759</b>	<b>1877</b>

Speed Summary (MPH)



## Stansted Mountfitchet ATC 01, Lower Street

Produced by Streetwise Services Ltd.

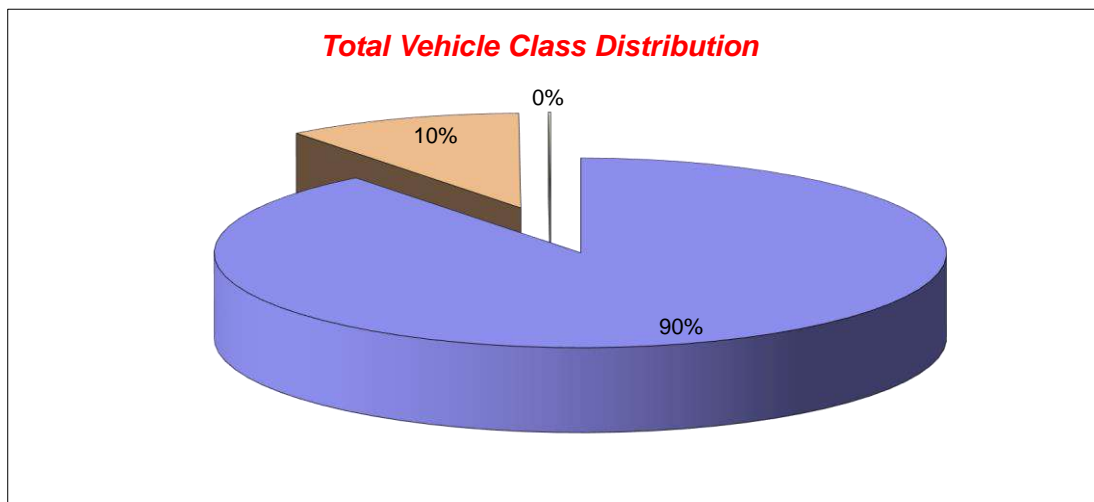


Channel 2 - Southbound

Vehicle Class

Week 1

Classes Day / Time	Car / LGV / Caravan - 1	OGV1 / Bus - 2,3,5,6,7,12	OGV2 - 4,8,9,10,11,13	TOTAL - 1-13
21/09/2022				
7-19	1322	186	4	1512
6-22	1519	206	4	1729
6-24	1556	208	4	1768
0-24	1657	215	4	1876
22/09/2022				
7-19	1399	192	0	1591
6-22	1629	213	0	1842
6-24	1663	213	0	1876
0-24	1745	218	0	1963
23/09/2022				
7-19	1342	192	1	1535
6-22	1561	215	1	1777
6-24	1608	218	1	1827
0-24	1701	226	1	1928
24/09/2022				
7-19	1573	141	0	1714
6-22	1762	154	0	1916
6-24	1811	161	0	1972
0-24	1916	168	0	2084
25/09/2022				
7-19	1121	82	2	1205
6-22	1272	90	2	1364
6-24	1303	90	2	1395
0-24	1421	96	2	1519
26/09/2022				
7-19	1273	168	0	1441
6-22	1443	180	0	1623
6-24	1469	186	0	1655
0-24	1567	192	0	1759
27/09/2022				
7-19	1328	208	5	1541
6-22	1522	228	5	1755
6-24	1559	233	6	1798
0-24	1630	241	6	1877
Average				
7-19	1337	167	2	1506
6-22	1530	184	2	1715
6-24	1567	187	2	1756
0-24	1662	194	2	1858



# Stansted Mountfitchet ATC 01, Lower Street

Produced by Streetwise Services Ltd.

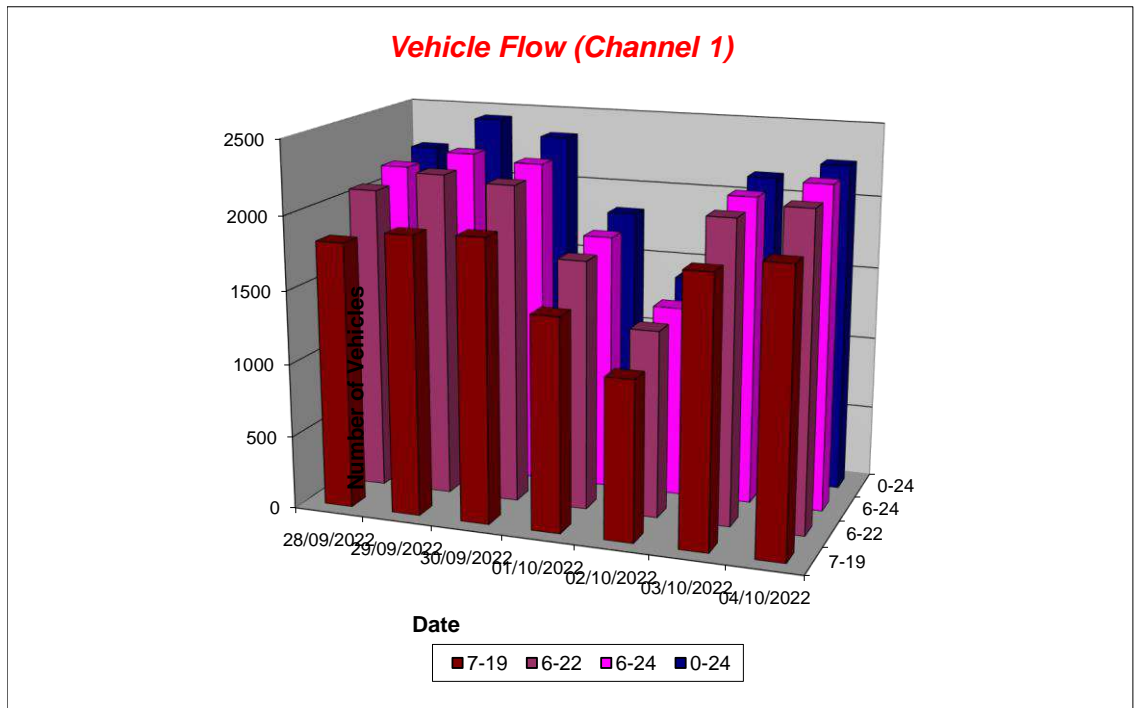


Channel 1 - Northbound

Vehicle Flow

Week 2

Hr Ending	28/09/2022 Wednesday	29/09/2022 Thursday	30/09/2022 Friday	01/10/2022 Saturday	02/10/2022 Sunday	03/10/2022 Monday	04/10/2022 Tuesday	5 Day Ave	7 Day Ave
1	15	78	0	29	30	13	9	23	25
2	4	36	39	12	24	5	5	18	18
3	8	23	21	5	15	3	3	12	11
4	10	12	22	8	2	5	5	11	9
5	11	6	13	8	10	8	6	9	9
6	9	9	11	6	8	8	11	10	9
7	52	47	35	19	15	42	37	43	35
8	159	151	158	44	32	152	176	159	125
9	206	205	218	82	43	210	210	210	168
10	141	132	145	127	80	126	151	139	129
11	106	88	112	135	87	100	90	99	103
12	87	101	127	154	89	105	112	106	111
13	112	155	130	150	124	130	122	130	132
14	134	128	130	121	115	110	101	121	120
15	134	138	172	121	101	148	130	144	135
16	141	146	177	111	103	152	159	155	141
17	173	173	198	132	140	153	191	178	166
18	250	286	207	149	79	249	258	250	211
19	172	199	150	127	99	184	210	183	163
20	104	126	102	95	80	95	103	106	101
21	61	79	69	79	59	63	60	66	67
22	41	56	41	58	33	39	42	44	44
23	24	61	34	32	23	23	36	36	33
24	55	0	24	24	10	20	28	25	23
7-19	1815	1902	1924	1453	1092	1819	1910	1874	1702
6-22	2073	2210	2171	1704	1279	2058	2152	2133	1950
6-24	2152	2271	2229	1760	1312	2101	2216	2194	2006
0-24	2209	2435	2335	1828	1401	2143	2255	2275	2087



# Stansted Mountfitchet ATC 01, Lower Street

Produced by Streetwise Services Ltd.



Channel 1 - Northbound

Average Speed

Week 2

Hr Ending	28/09/2022 Wednesday	29/09/2022 Thursday	30/09/2022 Friday	01/10/2022 Saturday	02/10/2022 Sunday	03/10/2022 Monday	04/10/2022 Tuesday
1	27.7	24.5	-	23.7	22.0	24.9	28.0
2	30.5	28.6	23.4	25.1	26.5	23.0	26.0
3	26.1	25.2	24.9	25.0	23.7	28.0	31.3
4	30.5	29.2	25.7	26.1	28.0	28.0	29.0
5	28.9	29.7	27.2	21.8	26.0	26.1	25.5
6	28.6	29.7	24.8	28.0	26.1	26.8	24.1
7	28.3	27.8	25.7	25.6	28.3	26.5	25.6
8	24.6	24.6	24.5	25.6	26.0	23.7	21.2
9	21.8	23.7	23.0	23.5	26.5	20.4	20.3
10	25.6	23.8	24.6	22.8	23.2	25.8	25.9
11	25.9	23.8	23.4	22.6	23.2	26.2	26.6
12	26.4	23.8	22.5	21.3	23.9	25.3	24.8
13	25.3	21.8	23.8	21.3	23.0	26.0	26.3
14	25.5	23.2	26.1	19.9	22.2	24.9	25.8
15	24.2	23.5	25.5	22.0	22.7	25.8	27.8
16	23.4	23.5	25.1	21.8	22.0	23.7	26.5
17	26.2	24.4	24.4	22.5	24.2	25.1	26.5
18	25.7	23.6	23.5	22.4	24.1	24.6	24.0
19	24.1	24.1	23.0	22.4	24.2	23.9	24.4
20	24.7	24.3	21.8	20.9	24.2	22.8	24.7
21	26.4	23.7	23.6	21.8	23.8	23.9	24.2
22	25.6	26.3	23.4	20.8	26.6	24.7	24.7
23	29.5	25.0	23.2	21.9	25.6	25.6	26.2
24	27.4	-	25.3	22.8	25.5	25.0	29.2
10-12	26.1	23.8	22.9	21.9	23.6	25.8	25.6
14-16	23.8	23.5	25.3	21.9	22.4	24.7	27.1
0-24	25.1	24.1	24.0	22.1	23.8	24.4	24.8

7 Day Ave 24.0

85th Percentile

Hr Ending	28/09/2022 Wednesday	29/09/2022 Thursday	30/09/2022 Friday	01/10/2022 Saturday	02/10/2022 Sunday	03/10/2022 Monday	04/10/2022 Tuesday
1	33.4	28.1	-	28.3	28.7	29.0	33.1
2	38.8	33.2	28.8	28.2	28.5	28.6	33.2
3	28.2	33.7	33.8	28.7	33.9	33.5	38.8
4	33.4	38.5	33.8	28.0	33.3	28.6	39.0
5	33.4	43.2	38.3	28.3	28.7	28.1	28.3
6	33.5	34.0	28.5	33.7	28.9	28.2	28.7
7	33.3	33.5	28.6	33.1	33.3	33.3	28.8
8	28.6	28.0	28.8	33.1	28.4	28.0	28.0
9	28.2	28.4	28.6	28.3	28.0	28.2	28.8
10	33.1	28.3	28.2	28.4	28.3	33.4	33.5
11	33.9	28.8	28.2	28.6	29.0	33.5	28.2
12	33.1	28.9	28.4	28.3	28.8	28.6	28.6
13	33.7	28.8	28.6	28.3	28.6	33.8	33.9
14	33.9	28.2	28.3	23.8	28.6	28.0	33.9
15	28.2	28.1	28.5	28.3	28.3	28.4	33.7
16	28.9	28.0	28.4	28.4	28.5	28.1	33.0
17	33.8	28.2	28.6	28.4	28.8	28.3	33.7
18	28.4	28.4	28.1	28.8	28.9	28.6	29.0
19	28.5	28.2	28.5	28.4	28.1	28.5	28.0
20	28.8	29.0	28.2	23.7	28.5	28.6	29.0
21	33.8	28.9	29.0	28.7	28.4	28.3	28.1
22	28.4	33.6	28.9	28.4	33.1	28.9	28.3
23	33.2	28.7	29.0	29.0	28.5	28.8	33.6
24	33.3	-	33.8	28.6	28.7	28.6	33.8
10-12	33.4	28.1	28.4	28.5	28.5	33.4	28.0
14-16	28.2	28.3	28.8	28.2	28.4	28.7	33.1
0-24	33.6	28.0	29.0	28.6	28.9	28.2	28.6

7 Day Ave 29.3

# Stansted Mountfichet ATC 01, Lower Street

Produced by Streetwise Services Ltd.

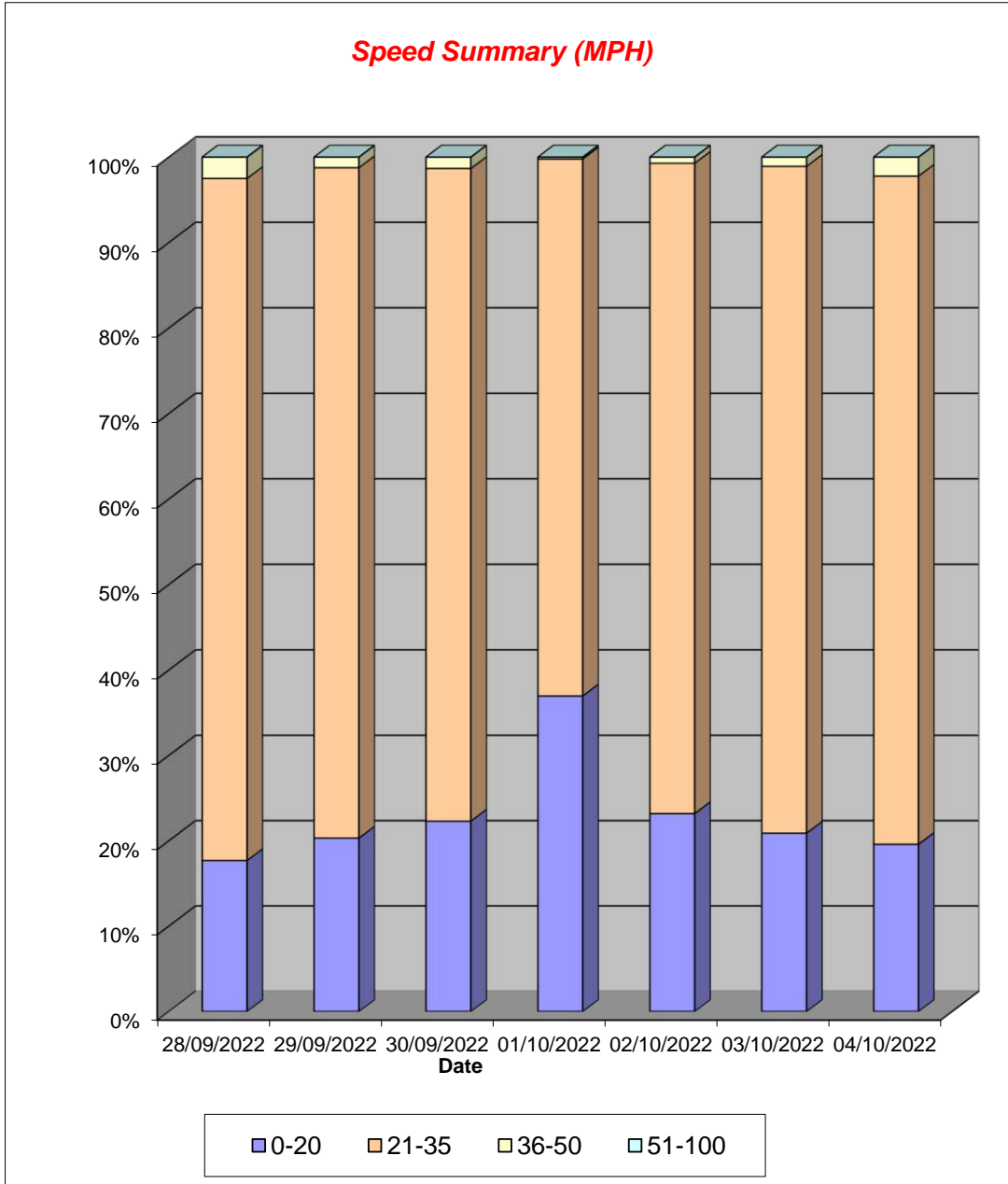


Channel 1 - Northbound

Speed Summary

Week 2

Speed (MPH)	28/09/2022 Wednesday	29/09/2022 Thursday	30/09/2022 Friday	01/10/2022 Saturday	02/10/2022 Sunday	03/10/2022 Monday	04/10/2022 Tuesday
0-20	391	495	521	676	325	448	442
21-35	1763	1910	1783	1148	1066	1672	1763
36-50	55	30	31	4	10	23	50
51-100	0	0	0	0	0	0	0
<b>TOTAL</b>	<b>2209</b>	<b>2435</b>	<b>2335</b>	<b>1828</b>	<b>1401</b>	<b>2143</b>	<b>2255</b>



## Stansted Mountfitchet ATC 01, Lower Street

Produced by Streetwise Services Ltd.



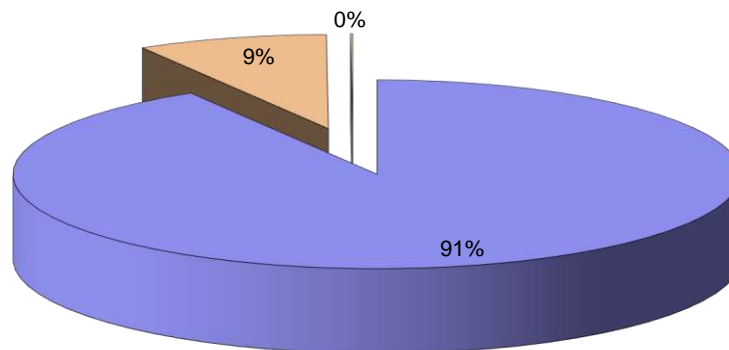
Channel 1 - Northbound

Vehicle Class

Week 2

Classes Day / Time	Car / LGV / Caravan - 1	OGV1 / Bus - 2,3,5,6,7,12	OGV2 - 4,8,9,10,11,13	TOTAL - 1-13
28/09/2022				
7-19	1652	160	3	1815
6-22	1888	182	3	2073
6-24	1960	189	3	2152
0-24	2013	193	3	2209
29/09/2022				
7-19	1694	206	2	1902
6-22	1980	228	2	2210
6-24	2034	235	2	2271
0-24	2178	255	2	2435
30/09/2022				
7-19	1734	187	3	1924
6-22	1967	201	3	2171
6-24	2022	204	3	2229
0-24	2121	211	3	2335
01/10/2022				
7-19	1368	85	0	1453
6-22	1604	100	0	1704
6-24	1658	102	0	1760
0-24	1722	106	0	1828
02/10/2022				
7-19	1043	49	0	1092
6-22	1224	55	0	1279
6-24	1256	56	0	1312
0-24	1343	58	0	1401
03/10/2022				
7-19	1632	183	4	1819
6-22	1855	199	4	2058
6-24	1897	200	4	2101
0-24	1935	204	4	2143
04/10/2022				
7-19	1720	188	2	1910
6-22	1950	200	2	2152
6-24	2009	205	2	2216
0-24	2044	209	2	2255
Average				
7-19	1549	151	2	1702
6-22	1781	166	2	1950
6-24	1834	170	2	2006
0-24	1908	177	2	2087

**Total Vehicle Class Distribution**



# Stansted Mountfitchet ATC 01, Lower Street

Produced by Streetwise Services Ltd.

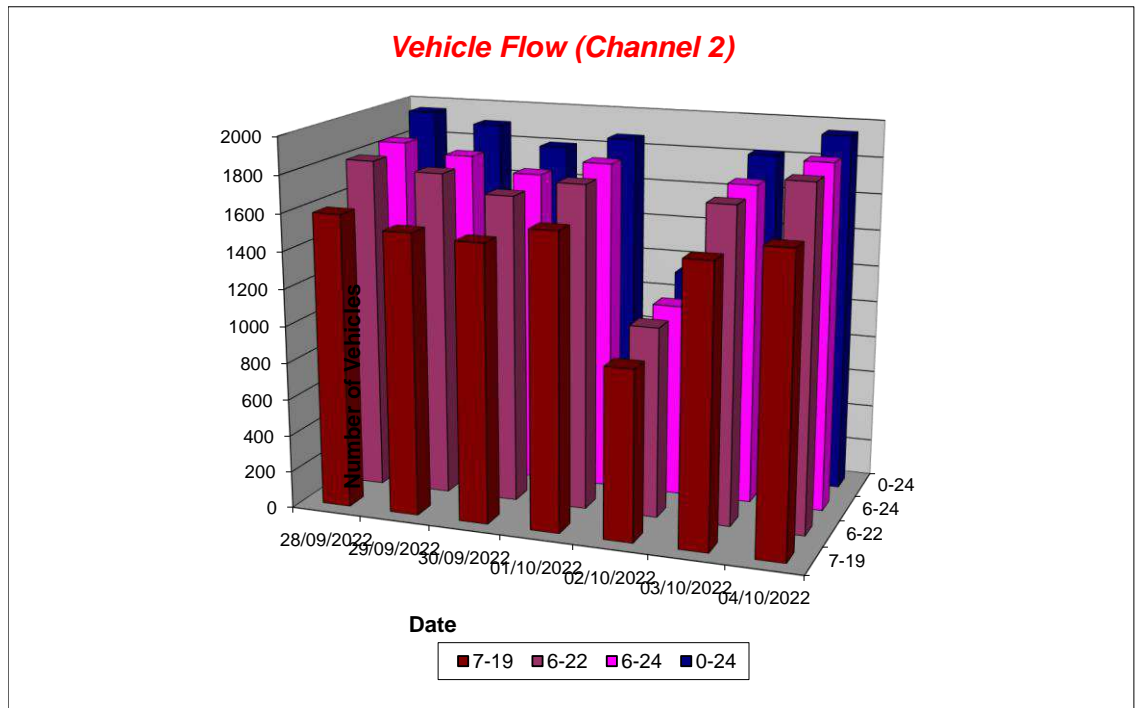


Channel 2 - Southbound

Vehicle Flow

Week 2

Hr Ending	28/09/2022 Wednesday	29/09/2022 Thursday	30/09/2022 Friday	01/10/2022 Saturday	02/10/2022 Sunday	03/10/2022 Monday	04/10/2022 Tuesday	5 Day Ave	7 Day Ave
1	7	14	0	13	20	9	5	7	10
2	5	12	14	3	9	4	3	8	7
3	8	13	5	13	12	5	7	8	9
4	18	11	11	7	10	11	13	13	12
5	27	14	11	13	14	21	13	17	16
6	50	47	45	21	24	39	36	43	37
7	84	75	62	26	19	64	81	73	59
8	151	182	135	55	34	155	165	158	125
9	271	208	180	90	43	249	248	231	184
10	110	114	114	114	73	115	125	116	109
11	109	103	106	119	84	97	116	106	105
12	98	95	110	153	111	95	107	101	110
13	91	94	91	170	95	88	112	95	106
14	114	122	94	298	112	97	91	104	133
15	120	97	132	186	74	122	91	112	117
16	151	124	139	118	71	140	137	138	126
17	138	113	157	81	76	108	125	128	114
18	126	158	135	105	85	159	169	149	134
19	112	113	107	102	63	77	108	103	97
20	60	67	57	50	45	51	73	62	58
21	46	58	33	54	35	56	59	50	49
22	23	38	15	33	13	29	35	28	27
23	19	29	28	21	12	13	12	20	19
24	18	0	17	20	6	16	18	14	14
7-19	1591	1523	1500	1591	921	1502	1594	1542	1460
6-22	1804	1761	1667	1754	1033	1702	1842	1755	1652
6-24	1841	1790	1712	1795	1051	1731	1872	1789	1685
0-24	1956	1901	1798	1865	1140	1820	1949	1885	1776



# Stansted Mountfitchet ATC 01, Lower Street

Produced by Streetwise Services Ltd.



Channel 2 - Southbound

Average Speed

Week 2

Hr Ending	28/09/2022 Wednesday	29/09/2022 Thursday	30/09/2022 Friday	01/10/2022 Saturday	02/10/2022 Sunday	03/10/2022 Monday	04/10/2022 Tuesday
1	24.4	25.9	-	21.1	22.2	24.7	24.0
2	29.0	28.4	26.7	23.0	24.7	23.0	26.3
3	31.8	24.1	28.0	26.5	24.2	29.0	30.9
4	28.3	28.0	25.3	26.6	25.0	25.3	24.9
5	27.6	28.0	28.0	24.5	24.8	27.5	25.7
6	28.3	29.0	26.0	26.8	23.2	25.6	24.7
7	26.7	27.3	25.5	23.6	27.2	24.4	24.9
8	23.7	24.0	22.8	23.2	25.0	21.9	20.4
9	20.7	21.0	19.7	22.1	22.9	17.9	17.2
10	23.8	20.4	21.5	20.8	21.6	23.2	23.4
11	22.3	20.2	19.6	20.6	21.2	22.7	24.9
12	23.8	21.6	19.5	19.6	21.0	24.0	23.5
13	24.7	20.1	20.5	19.2	19.8	24.7	24.4
14	24.2	21.3	24.6	17.3	20.8	21.6	23.9
15	21.8	21.4	23.5	19.9	19.1	23.3	24.8
16	22.4	20.1	23.3	19.9	20.3	21.3	24.5
17	23.5	21.4	22.6	21.5	21.4	22.4	23.2
18	20.6	18.8	21.2	19.9	21.6	21.9	20.7
19	20.5	20.8	20.9	19.5	22.5	20.8	20.1
20	23.4	22.1	20.7	19.2	23.0	20.9	23.9
21	23.8	22.0	23.9	20.3	22.9	21.6	22.0
22	22.9	23.9	21.7	19.8	23.0	23.2	20.9
23	25.6	24.0	18.9	19.7	25.9	23.4	25.1
24	24.7	-	24.2	20.8	22.2	21.8	26.1

10-12	23.0	20.9	19.6	20.0	21.1	23.3	24.2
14-16	22.1	20.7	23.4	19.9	19.7	22.3	24.6
0-24	23.1	21.8	22.0	20.0	21.6	22.0	22.4

7 Day Ave 21.8

85th Percentile

Hr Ending	28/09/2022 Wednesday	29/09/2022 Thursday	30/09/2022 Friday	01/10/2022 Saturday	02/10/2022 Sunday	03/10/2022 Monday	04/10/2022 Tuesday
1	28.3	28.9	-	28.9	28.8	28.0	33.4
2	33.4	33.3	39.0	28.3	28.3	28.9	28.4
3	38.5	33.3	38.8	33.8	33.5	33.0	33.3
4	33.7	33.7	28.4	33.2	28.5	28.5	28.2
5	33.5	33.7	33.5	28.3	28.6	33.7	33.2
6	33.3	33.8	33.5	33.1	28.3	28.8	28.4
7	33.1	33.8	28.7	28.5	33.4	28.8	28.6
8	28.4	28.3	28.0	28.5	33.4	28.2	23.2
9	28.6	28.8	23.6	28.6	29.0	23.5	23.7
10	28.8	28.7	28.9	23.0	28.5	28.9	28.6
11	28.6	28.9	23.3	23.3	28.6	28.8	28.6
12	28.7	23.2	23.1	23.1	23.5	28.4	28.1
13	33.8	23.4	28.4	23.3	28.0	33.5	28.0
14	33.4	28.6	28.8	23.8	23.4	28.3	28.2
15	28.8	28.4	28.4	23.6	23.1	28.2	28.2
16	28.7	28.2	28.4	24.0	23.7	28.8	28.4
17	28.7	28.6	28.7	28.8	28.2	28.5	28.6
18	23.7	23.6	23.4	23.6	28.2	28.5	28.3
19	23.2	23.1	23.7	23.6	28.4	23.6	23.8
20	28.8	28.1	28.5	23.2	28.1	23.1	28.9
21	28.1	28.6	28.2	23.9	28.6	28.7	28.5
22	28.2	28.8	28.3	23.3	28.7	28.3	23.4
23	34.0	28.6	28.1	28.6	28.4	28.1	33.0
24	28.8	-	34.0	23.6	33.4	28.3	28.3

10-12	28.2	23.4	23.3	23.8	23.3	29.0	28.2
14-16	28.2	28.2	28.6	23.7	23.7	28.3	28.6
0-24	28.2	28.5	28.3	23.7	28.2	28.6	29.0

7 Day Ave 27.8



# Stansted Mountfitchet ATC 01, Lower Street

Produced by Streetwise Services Ltd.

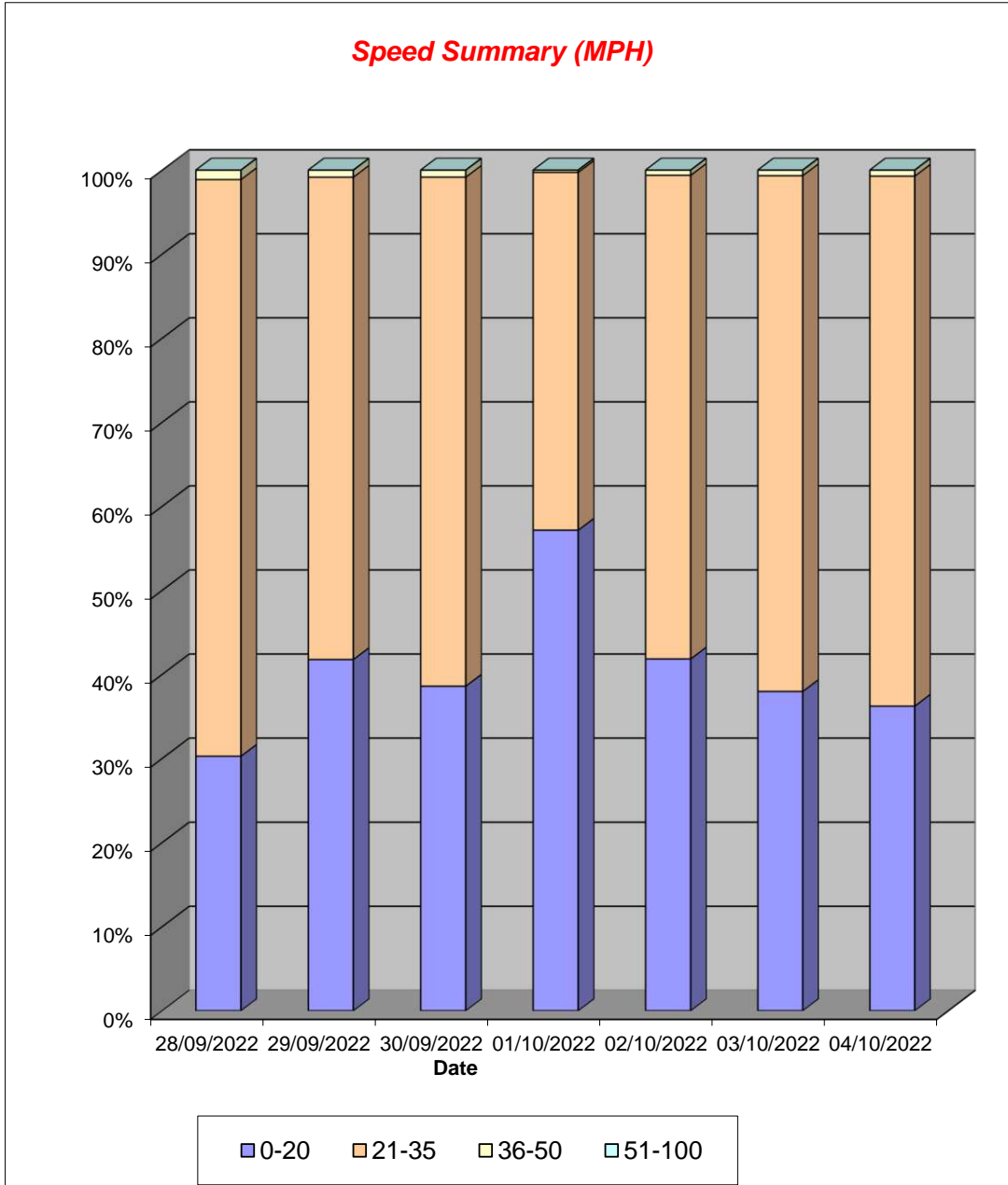


Channel 2 - Southbound

Speed Summary

Week 2

Speed (MPH)	28/09/2022 Wednesday	29/09/2022 Thursday	30/09/2022 Friday	01/10/2022 Saturday	02/10/2022 Sunday	03/10/2022 Monday	04/10/2022 Tuesday
0-20	592	794	694	1066	477	691	706
21-35	1342	1091	1089	794	656	1117	1229
36-50	22	16	15	5	7	12	14
51-100	0	0	0	0	0	0	0
<b>TOTAL</b>	<b>1956</b>	<b>1901</b>	<b>1798</b>	<b>1865</b>	<b>1140</b>	<b>1820</b>	<b>1949</b>



## Stansted Mountfitchet ATC 01, Lower Street

Produced by Streetwise Services Ltd.

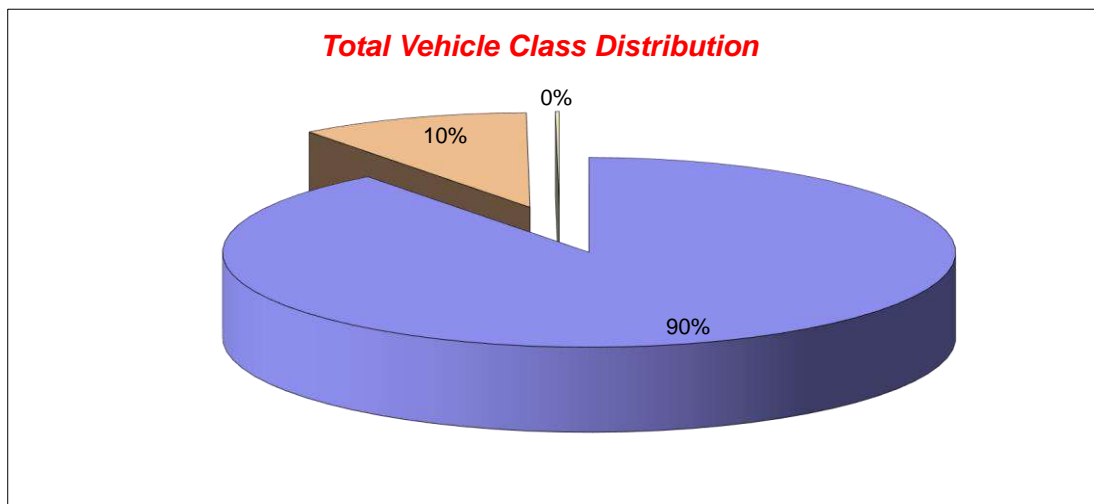


Channel 2 - Southbound

Vehicle Class

Week 2

Classes Day / Time	Car / LGV / Caravan - 1	OGV1 / Bus - 2,3,5,6,7,12	OGV2 - 4,8,9,10,11,13	TOTAL - 1-13
<b>28/09/2022</b>				
7-19	1396	192	3	1591
6-22	1590	211	3	1804
6-24	1625	213	3	1841
0-24	1726	227	3	1956
<b>29/09/2022</b>				
7-19	1348	172	3	1523
6-22	1571	187	3	1761
6-24	1598	189	3	1790
0-24	1698	199	4	1901
<b>30/09/2022</b>				
7-19	1324	173	3	1500
6-22	1476	188	3	1667
6-24	1519	190	3	1712
0-24	1595	200	3	1798
<b>01/10/2022</b>				
7-19	1480	109	2	1591
6-22	1628	124	2	1754
6-24	1669	124	2	1795
0-24	1736	127	2	1865
<b>02/10/2022</b>				
7-19	856	64	1	921
6-22	964	68	1	1033
6-24	981	69	1	1051
0-24	1068	71	1	1140
<b>03/10/2022</b>				
7-19	1316	185	1	1502
6-22	1498	203	1	1702
6-24	1526	204	1	1731
0-24	1611	208	1	1820
<b>04/10/2022</b>				
7-19	1388	199	7	1594
6-22	1614	221	7	1842
6-24	1642	223	7	1872
0-24	1711	231	7	1949
<b>Average</b>				
7-19	1301	156	3	1460
6-22	1477	172	3	1652
6-24	1509	173	3	1685
0-24	1592	180	3	1776





10318-2

# Stansted Mountfitchet ATC 02, Gall End Lane

Produced by Streetwise Services Ltd.

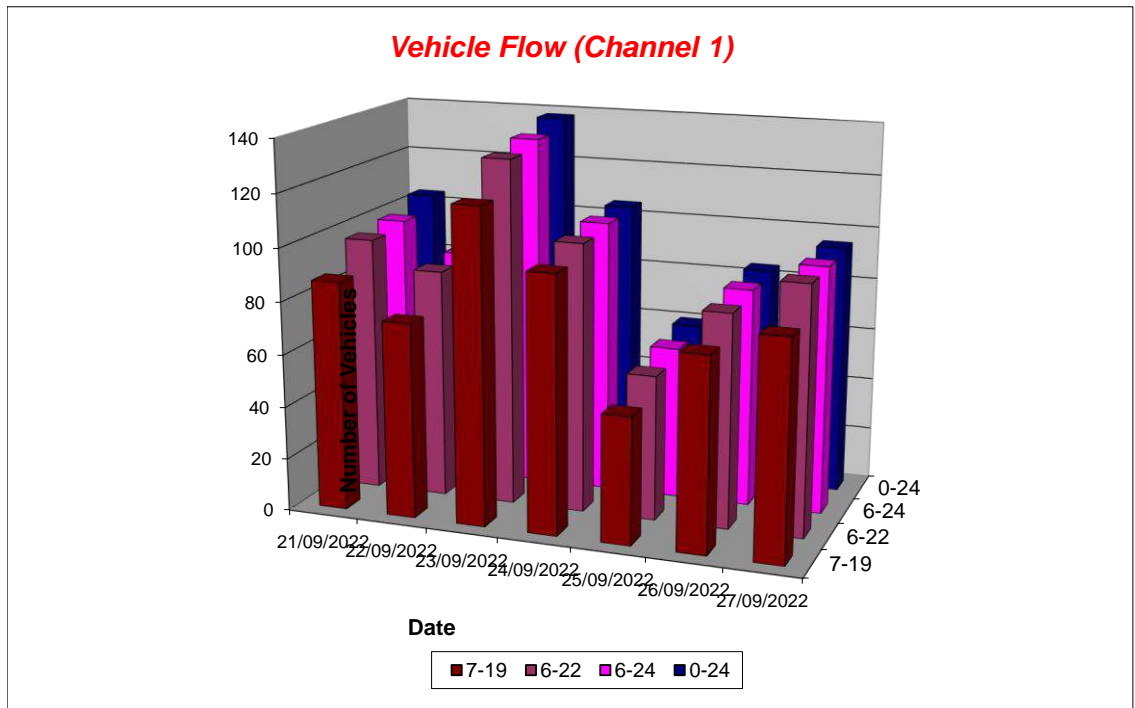


Channel 1 - Northbound

Vehicle Flow

Week 1

Hr Ending	21/09/2022 Wednesday	22/09/2022 Thursday	23/09/2022 Friday	24/09/2022 Saturday	25/09/2022 Sunday	26/09/2022 Monday	27/09/2022 Tuesday	5 Day Ave	7 Day Ave
1	0	0	0	0	0	0	0	0	0
2	1	0	0	0	0	0	0	0	0
3	0	0	0	0	1	0	0	0	0
4	0	0	0	0	0	0	0	0	0
5	1	0	1	0	0	0	0	0	0
6	3	2	3	1	1	1	1	2	2
7	4	2	1	0	1	3	1	2	2
8	6	7	3	4	4	6	8	6	5
9	9	5	7	7	6	8	9	8	7
10	3	3	14	9	4	6	5	6	6
11	18	10	10	19	3	4	8	10	10
12	11	4	12	13	7	5	6	8	8
13	10	5	10	8	7	2	4	6	7
14	8	7	9	10	4	10	5	8	8
15	5	5	8	7	5	6	10	7	7
16	3	7	10	4	1	5	6	6	5
17	6	6	19	8	5	7	10	10	9
18	6	9	9	4	2	7	2	7	6
19	2	6	8	4	0	7	9	6	5
20	5	7	5	1	3	4	8	6	5
21	0	3	4	3	0	1	3	2	2
22	1	1	2	1	3	0	0	1	1
23	1	1	2	1	2	0	0	1	1
24	1	0	1	1	1	2	0	1	1
7-19	87	74	119	97	48	73	82	87	83
6-22	97	87	131	102	55	81	94	98	92
6-24	99	88	134	104	58	83	94	100	94
0-24	104	90	138	105	60	84	95	102	97



# Stansted Mountfitchet ATC 02, Gall End Lane

Produced by Streetwise Services Ltd.



Channel 1 - Northbound

Average Speed

Week 1

Hr Ending	21/09/2022 Wednesday	22/09/2022 Thursday	23/09/2022 Friday	24/09/2022 Saturday	25/09/2022 Sunday	26/09/2022 Monday	27/09/2022 Tuesday
1	-	-	-	-	-	-	-
2	13.0	-	-	-	-	-	-
3	-	-	-	-	13.0	-	-
4	-	-	-	-	-	-	-
5	18.0	-	13.0	-	-	-	-
6	16.3	13.0	13.0	13.0	5.0	18.0	5.0
7	12.2	9.0	5.0	-	18.0	16.3	18.0
8	16.3	17.3	19.7	16.8	14.2	18.0	18.0
9	13.2	13.4	14.7	15.9	14.7	11.6	12.3
10	16.3	16.3	13.5	14.1	14.2	11.7	15.0
11	12.6	12.9	12.1	13.1	16.3	14.2	13.2
12	13.5	7.0	14.0	14.9	11.4	8.2	9.0
13	12.4	15.0	13.7	12.2	13.3	15.5	10.2
14	11.6	14.4	15.8	12.9	14.2	11.9	13.4
15	12.4	12.4	12.6	14.7	12.4	12.0	13.2
16	10.3	13.3	11.9	14.2	13.0	12.4	12.5
17	13.0	13.7	13.2	13.6	13.4	14.4	11.9
18	13.0	12.3	12.3	13.0	13.0	13.3	13.0
19	11.5	12.0	14.2	12.2	-	12.6	13.8
20	13.4	13.7	12.4	13.0	14.7	14.2	15.5
21	-	14.7	16.8	13.0	-	5.0	13.0
22	13.0	23.0	18.0	18.0	10.3	-	-
23	5.0	13.0	15.5	18.0	9.0	-	-
24	13.0	-	18.0	28.0	13.0	18.0	-
10-12	12.9	11.2	13.1	13.8	12.9	10.9	11.4
14-16	11.6	12.9	12.2	14.5	12.5	12.2	12.9
0-24	13.0	13.4	13.7	14.0	13.2	13.1	13.3

7 Day Ave 13.4

85th Percentile

Hr Ending	21/09/2022 Wednesday	22/09/2022 Thursday	23/09/2022 Friday	24/09/2022 Saturday	25/09/2022 Sunday	26/09/2022 Monday	27/09/2022 Tuesday
1	-	-	-	-	-	-	-
2	13.7	-	-	-	-	-	-
3	-	-	-	-	13.7	-	-
4	-	-	-	-	-	-	-
5	18.5	-	13.6	-	-	-	-
6	18.6	13.6	13.1	13.6	5.5	18.7	5.1
7	18.3	13.5	5.1	-	18.5	23.5	18.2
8	23.3	18.3	23.8	23.1	18.5	23.4	23.7
9	18.8	18.6	23.3	18.5	18.4	13.1	18.5
10	18.0	18.6	13.5	18.9	18.4	13.8	18.4
11	18.8	18.3	18.3	18.3	23.3	18.5	18.1
12	13.8	13.3	18.4	18.8	13.1	13.8	13.7
13	18.7	18.8	18.3	13.4	18.2	18.6	18.9
14	13.0	18.8	18.9	18.3	19.0	13.8	23.5
15	18.4	18.6	14.0	18.9	18.1	18.0	18.1
16	13.9	19.0	13.4	18.6	13.4	18.2	18.8
17	13.8	28.9	18.3	13.6	18.4	18.1	13.4
18	13.4	18.2	18.2	13.4	13.5	18.1	13.5
19	19.0	18.7	18.2	18.1	-	13.3	18.5
20	18.9	14.0	18.6	13.6	18.2	18.1	18.2
21	-	18.2	23.4	13.7	-	5.0	13.3
22	13.1	23.5	18.4	18.9	13.5	-	-
23	5.9	13.1	18.7	18.8	13.3	-	-
24	13.4	-	18.3	28.0	13.6	18.5	-
10-12	18.5	19.0	18.6	18.5	18.5	13.7	13.1
14-16	13.8	18.7	13.2	18.9	18.2	18.5	18.6
0-24	18.1	18.0	18.2	18.4	18.9	18.8	18.2

7 Day Ave 18.4

# Stansted Mountfitchet ATC 02, Gall End Lane

Produced by Streetwise Services Ltd.

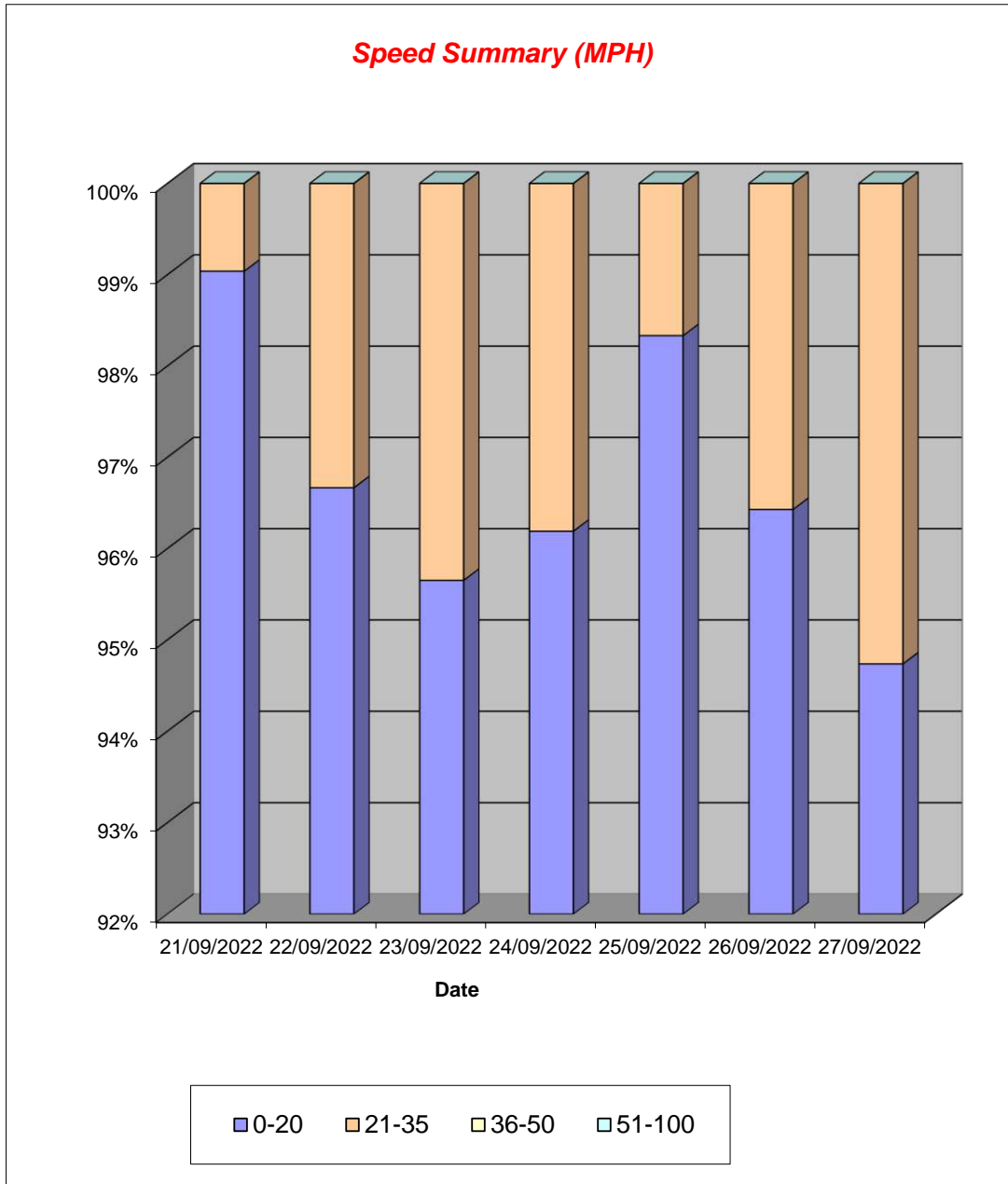


Channel 1 - Northbound

Speed Summary

Week 1

Speed (MPH)	21/09/2022 Wednesday	22/09/2022 Thursday	23/09/2022 Friday	24/09/2022 Saturday	25/09/2022 Sunday	26/09/2022 Monday	27/09/2022 Tuesday
0-20	103	87	132	101	59	81	90
21-35	1	3	6	4	1	3	5
36-50	0	0	0	0	0	0	0
51-100	0	0	0	0	0	0	0
<b>TOTAL</b>	<b>104</b>	<b>90</b>	<b>138</b>	<b>105</b>	<b>60</b>	<b>84</b>	<b>95</b>



## Stansted Mountfitchet ATC 02, Gall End Lane

Produced by Streetwise Services Ltd.

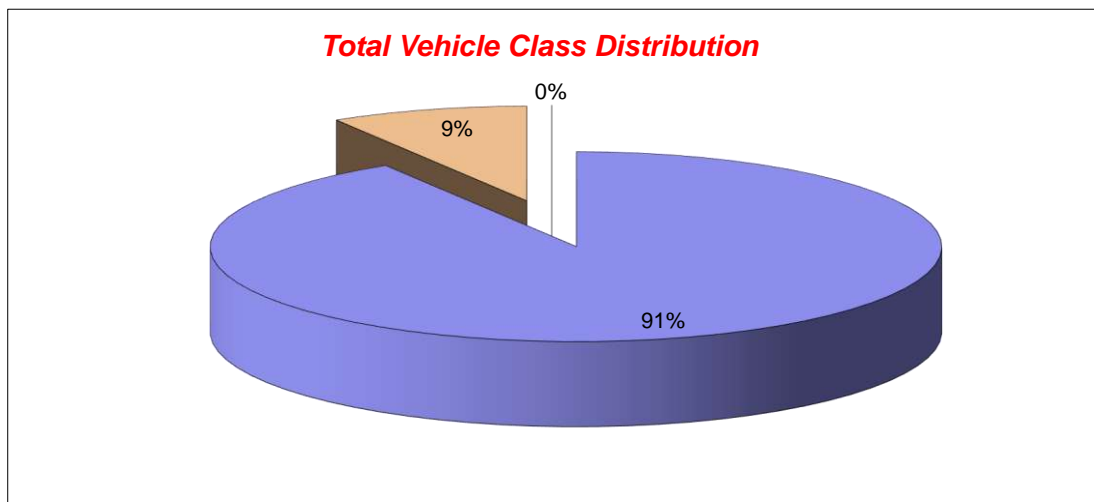


Channel 1 - Northbound

Vehicle Class

Week 1

Classes Day / Time	Car / LGV / Caravan - 1	OGV1 / Bus - 2,3,5,6,7,12	OGV2 - 4,8,9,10,11,13	TOTAL - 1-13
21/09/2022				
7-19	78	9	0	87
6-22	86	11	0	97
6-24	88	11	0	99
0-24	93	11	0	104
22/09/2022				
7-19	62	12	0	74
6-22	74	13	0	87
6-24	75	13	0	88
0-24	77	13	0	90
23/09/2022				
7-19	108	11	0	119
6-22	120	11	0	131
6-24	123	11	0	134
0-24	127	11	0	138
24/09/2022				
7-19	92	5	0	97
6-22	97	5	0	102
6-24	99	5	0	104
0-24	100	5	0	105
25/09/2022				
7-19	46	2	0	48
6-22	53	2	0	55
6-24	55	3	0	58
0-24	57	3	0	60
26/09/2022				
7-19	65	8	0	73
6-22	73	8	0	81
6-24	75	8	0	83
0-24	76	8	0	84
27/09/2022				
7-19	75	7	0	82
6-22	86	8	0	94
6-24	86	8	0	94
0-24	87	8	0	95
Average				
7-19	75	8	0	83
6-22	84	8	0	92
6-24	86	8	0	94
0-24	88	8	0	97



# Stansted Mountfitchet ATC 02, Gall End Lane

Produced by Streetwise Services Ltd.

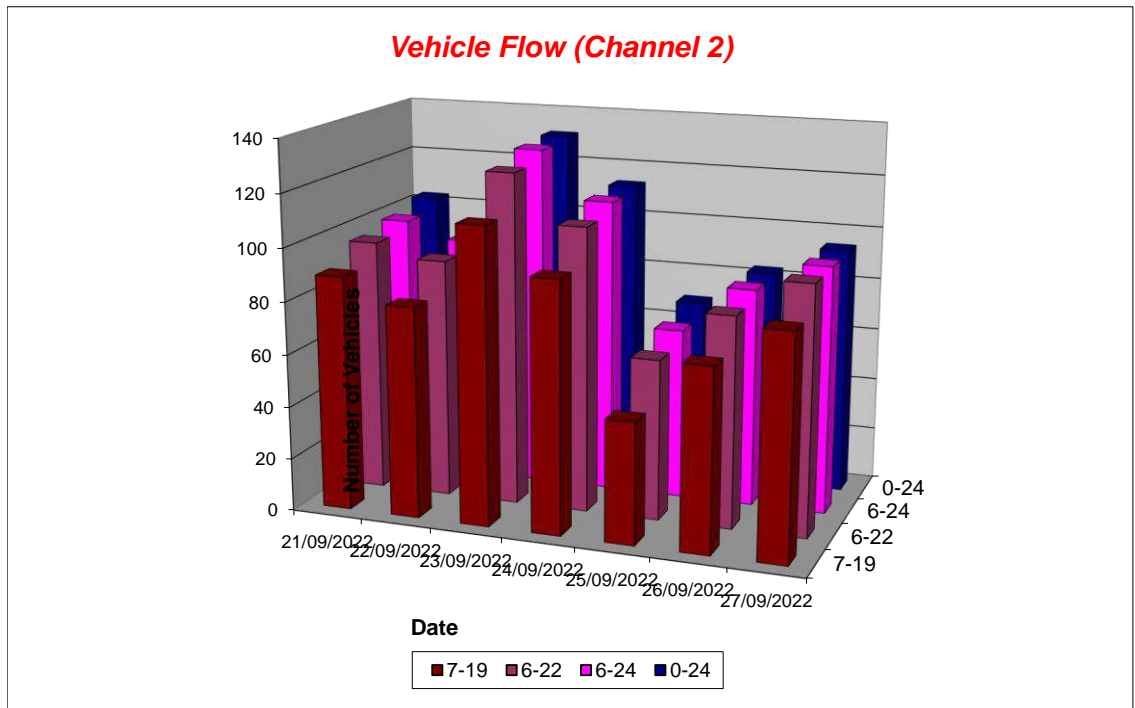


Channel 2 - Southbound

Vehicle Flow

Week 1

Hr Ending	21/09/2022 Wednesday	22/09/2022 Thursday	23/09/2022 Friday	24/09/2022 Saturday	25/09/2022 Sunday	26/09/2022 Monday	27/09/2022 Tuesday	5 Day Ave	7 Day Ave
1	2	0	0	1	1	0	0	0	1
2	0	0	0	0	1	0	0	0	0
3	0	0	0	0	1	0	0	0	0
4	0	0	1	0	1	0	0	0	0
5	1	0	0	0	0	0	0	0	0
6	1	1	0	0	0	0	0	0	0
7	1	1	0	0	0	2	1	1	1
8	1	4	3	1	2	5	2	3	3
9	6	3	10	9	4	3	7	6	6
10	15	5	9	8	1	2	8	8	7
11	14	6	14	15	4	4	5	9	9
12	9	6	12	14	8	3	9	8	9
13	5	5	5	8	3	7	7	6	6
14	8	5	11	7	5	9	3	7	7
15	3	5	5	7	8	5	5	5	5
16	6	6	12	6	2	7	9	8	7
17	5	12	11	10	3	4	12	9	8
18	8	12	9	5	5	10	9	10	8
19	9	11	11	5	1	10	8	10	8
20	3	6	8	7	10	1	7	5	6
21	1	2	4	4	2	5	2	3	3
22	2	2	2	2	3	3	0	2	2
23	1	1	4	2	2	1	0	1	2
24	2	1	0	2	2	2	0	1	1
7-19	89	80	112	95	46	69	84	87	82
6-22	96	91	126	108	61	80	94	97	94
6-24	99	93	130	112	65	83	94	100	97
0-24	103	94	131	113	69	83	94	101	98





# Stansted Mountfitchet ATC 02, Gall End Lane

Produced by Streetwise Services Ltd.



Channel 2 - Southbound

Average Speed

Week 1

Hr Ending	21/09/2022 Wednesday	22/09/2022 Thursday	23/09/2022 Friday	24/09/2022 Saturday	25/09/2022 Sunday	26/09/2022 Monday	27/09/2022 Tuesday
1	13.0	-	-	13.0	13.0	-	-
2	-	-	-	-	13.0	-	-
3	-	-	-	-	18.0	-	-
4	-	-	13.0	-	18.0	-	-
5	18.0	-	-	-	-	-	-
6	18.0	13.0	-	-	-	-	-
7	18.0	18.0	-	-	-	13.0	13.0
8	13.0	16.8	18.0	5.0	9.0	13.4	18.0
9	16.3	18.0	17.0	16.9	14.2	16.3	15.1
10	14.1	11.8	15.8	13.2	18.0	13.0	16.1
11	13.5	14.7	14.7	14.4	12.8	13.0	14.4
12	14.3	14.2	15.1	14.2	13.9	14.7	14.3
13	12.4	16.0	14.4	13.6	14.7	14.7	11.4
14	13.6	14.0	15.5	11.4	16.0	13.8	18.0
15	13.0	9.2	19.0	12.4	15.8	17.0	16.0
16	15.0	14.7	15.9	14.2	23.0	15.4	13.2
17	13.8	15.7	13.4	12.6	16.3	12.2	12.5
18	14.2	14.7	13.2	12.4	16.0	12.1	14.3
19	16.3	15.7	15.0	11.8	18.0	16.5	15.5
20	10.3	12.5	15.5	11.4	16.0	28.0	13.3
21	13.0	13.0	15.5	14.2	9.0	16.0	15.5
22	15.5	15.5	13.0	23.0	13.0	13.0	-
23	13.0	13.0	13.5	15.5	13.0	13.0	-
24	9.0	13.0	-	23.0	13.0	23.0	-

10-12	13.8	14.4	14.9	14.3	13.5	13.7	14.4
14-16	14.3	12.2	16.8	13.2	17.2	16.1	14.2
0-24	14.1	14.5	15.2	13.8	14.9	14.8	14.3

7 Day Ave 14.5

85th Percentile

Hr Ending	21/09/2022 Wednesday	22/09/2022 Thursday	23/09/2022 Friday	24/09/2022 Saturday	25/09/2022 Sunday	26/09/2022 Monday	27/09/2022 Tuesday
1	13.9	-	-	13.9	13.1	-	-
2	-	-	-	-	13.8	-	-
3	-	-	-	-	18.4	-	-
4	-	-	13.8	-	18.5	-	-
5	18.1	-	-	-	-	-	-
6	18.4	13.9	-	-	-	-	-
7	18.3	18.3	-	-	-	13.3	13.2
8	13.9	18.5	18.8	5.4	13.1	19.0	18.4
9	18.8	23.1	23.7	18.3	18.1	18.8	18.4
10	18.3	23.6	18.7	18.3	18.2	13.7	23.3
11	18.7	18.4	19.0	18.2	23.0	13.4	18.5
12	18.3	19.0	18.3	18.5	18.7	18.7	18.1
13	18.1	18.1	18.5	13.6	18.5	18.3	13.5
14	13.6	18.9	18.4	13.6	23.6	18.4	24.0
15	13.3	18.6	28.7	23.4	18.2	23.4	18.6
16	18.8	18.3	18.2	18.9	28.5	18.9	13.9
17	23.3	18.1	18.4	18.5	18.7	18.1	18.7
18	18.2	18.5	13.5	18.2	18.8	18.6	18.4
19	18.5	18.2	18.8	23.7	18.4	23.3	18.7
20	13.3	19.0	18.5	13.7	18.9	28.1	18.1
21	13.3	13.1	18.4	18.6	13.7	23.2	18.8
22	18.0	18.0	13.5	23.8	13.1	13.1	-
23	13.5	13.3	18.2	18.2	13.6	13.4	-
24	13.2	13.5	-	28.8	13.7	29.0	-

10-12	18.9	18.9	18.6	18.2	18.0	13.7	18.7
14-16	18.6	18.5	18.5	19.0	23.4	18.5	18.5
0-24	18.8	18.4	18.7	18.1	18.4	19.0	18.2

7 Day Ave 18.5

# Stansted Mountfitchet ATC 02, Gall End Lane

Produced by Streetwise Services Ltd.

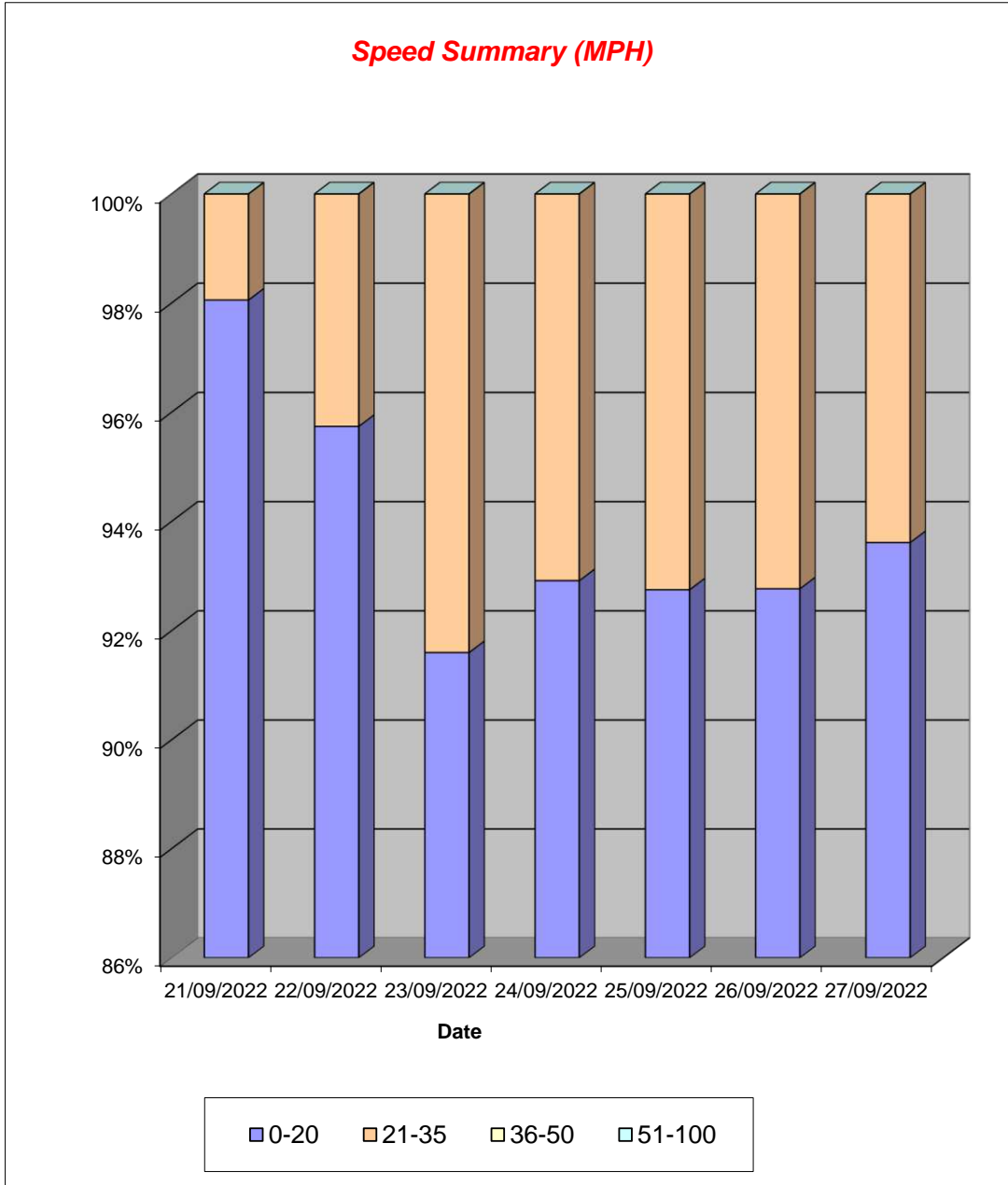


Channel 2 - Southbound

Speed Summary

Week 1

Speed (MPH)	21/09/2022 Wednesday	22/09/2022 Thursday	23/09/2022 Friday	24/09/2022 Saturday	25/09/2022 Sunday	26/09/2022 Monday	27/09/2022 Tuesday
0-20	101	90	120	105	64	77	88
21-35	2	4	11	8	5	6	6
36-50	0	0	0	0	0	0	0
51-100	0	0	0	0	0	0	0
<b>TOTAL</b>	<b>103</b>	<b>94</b>	<b>131</b>	<b>113</b>	<b>69</b>	<b>83</b>	<b>94</b>



## Stansted Mountfitchet ATC 02, Gall End Lane

Produced by Streetwise Services Ltd.

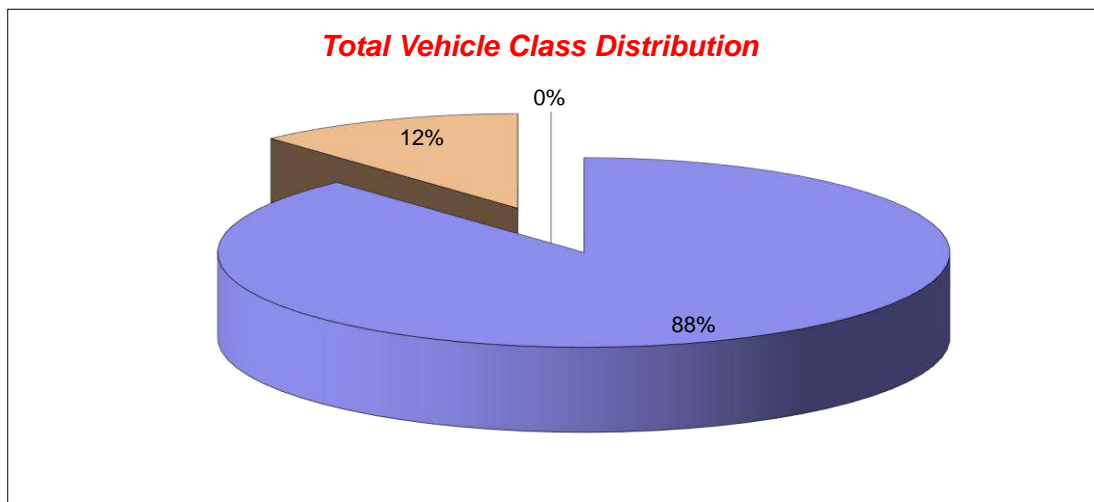


Channel 2 - Southbound

Vehicle Class

Week 1

Classes Day / Time	Car / LGV / Caravan - 1	OGV1 / Bus - 2,3,5,6,7,12	OGV2 - 4,8,9,10,11,13	TOTAL - 1-13
<b>21/09/2022</b>				
7-19	80	9	0	89
6-22	86	10	0	96
6-24	89	10	0	99
0-24	92	11	0	103
<b>22/09/2022</b>				
7-19	67	13	0	80
6-22	77	14	0	91
6-24	79	14	0	93
0-24	80	14	0	94
<b>23/09/2022</b>				
7-19	98	14	0	112
6-22	111	15	0	126
6-24	115	15	0	130
0-24	116	15	0	131
<b>24/09/2022</b>				
7-19	89	6	0	95
6-22	102	6	0	108
6-24	105	7	0	112
0-24	106	7	0	113
<b>25/09/2022</b>				
7-19	42	4	0	46
6-22	57	4	0	61
6-24	60	5	0	65
0-24	64	5	0	69
<b>26/09/2022</b>				
7-19	55	14	0	69
6-22	65	15	0	80
6-24	68	15	0	83
0-24	68	15	0	83
<b>27/09/2022</b>				
7-19	72	12	0	84
6-22	80	14	0	94
6-24	80	14	0	94
0-24	80	14	0	94
<b>Average</b>				
7-19	72	10	0	82
6-22	83	11	0	94
6-24	85	11	0	97
0-24	87	12	0	98



# Stansted Mountfitchet ATC 02, Gall End Lane

Produced by Streetwise Services Ltd.

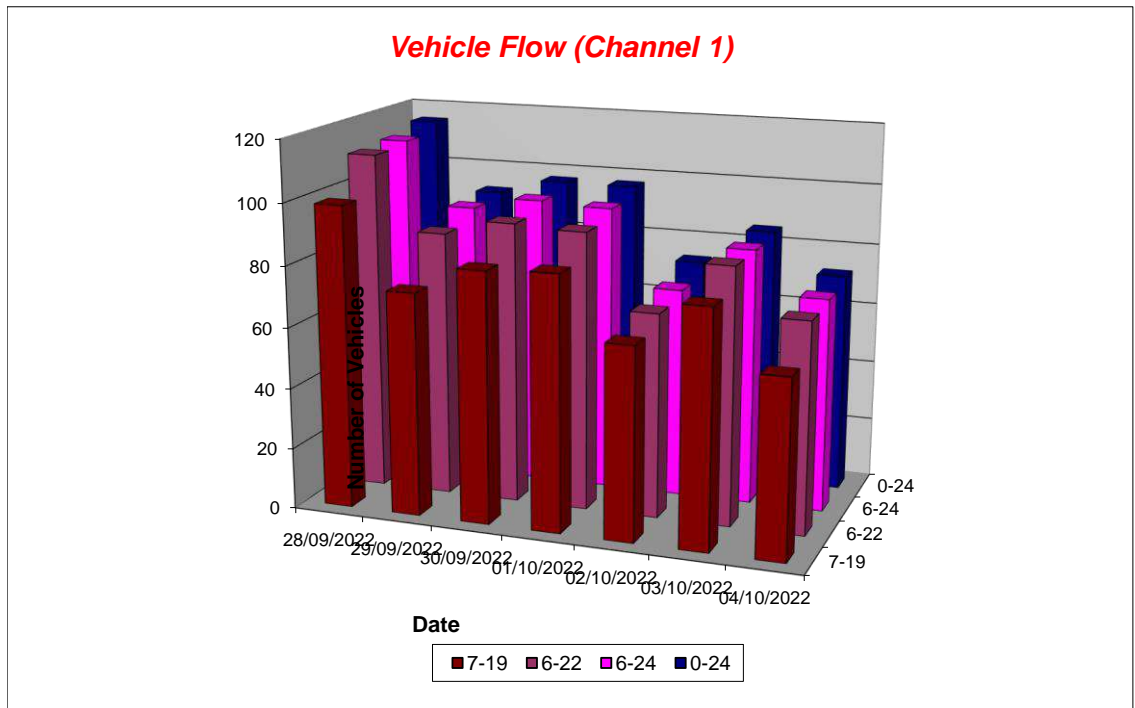


Channel 1 - Northbound

Vehicle Flow

Week 2

Hr Ending	28/09/2022 Wednesday	29/09/2022 Thursday	30/09/2022 Friday	01/10/2022 Saturday	02/10/2022 Sunday	03/10/2022 Monday	04/10/2022 Tuesday	5 Day Ave	7 Day Ave
1	0	0	0	2	1	0	0	0	0
2	1	0	0	0	0	0	0	0	0
3	0	0	0	0	1	0	0	0	0
4	0	0	0	1	1	0	0	0	0
5	0	0	1	0	1	0	0	0	0
6	2	1	1	0	0	1	2	1	1
7	3	1	2	1	1	5	4	3	2
8	9	8	4	3	0	4	6	6	5
9	7	7	7	5	5	5	6	6	6
10	8	5	4	7	7	7	4	6	6
11	6	6	7	10	9	5	3	5	7
12	13	3	6	8	10	6	6	7	7
13	4	5	8	6	2	7	6	6	5
14	11	7	6	12	4	5	6	7	7
15	10	4	7	8	4	13	5	8	7
16	8	5	9	6	8	4	4	6	6
17	8	9	5	3	8	12	1	7	7
18	7	7	8	9	5	4	4	6	6
19	8	7	11	6	1	5	7	8	6
20	4	6	4	4	1	1	6	4	4
21	4	5	2	2	2	1	0	2	2
22	1	2	2	1	0	0	1	1	1
23	1	1	1	1	1	0	1	1	1
24	0	3	2	2	1	0	0	1	1
7-19	99	73	82	83	63	77	58	78	76
6-22	111	87	92	91	67	84	69	89	86
6-24	112	91	95	94	69	84	70	90	88
0-24	115	92	97	97	73	85	72	92	90



# Stansted Mountfitchet ATC 02, Gall End Lane

Produced by Streetwise Services Ltd.



Channel 1 - Northbound

Average Speed

Week 2

Hr Ending	28/09/2022 Wednesday	29/09/2022 Thursday	30/09/2022 Friday	01/10/2022 Saturday	02/10/2022 Sunday	03/10/2022 Monday	04/10/2022 Tuesday
1	-	-	-	9.0	5.0	-	-
2	18.0	-	-	-	-	-	-
3	-	-	-	-	5.0	-	-
4	-	-	-	5.0	5.0	-	-
5	-	-	13.0	-	18.0	-	-
6	5.0	13.0	13.0	-	-	13.0	15.5
7	16.3	5.0	13.0	13.0	18.0	14.0	14.2
8	15.4	13.1	19.2	16.3	-	16.8	13.7
9	13.3	11.9	12.6	13.4	13.4	13.4	13.8
10	13.2	13.0	15.5	14.4	14.4	12.6	13.0
11	12.5	10.3	13.7	12.9	15.8	17.0	12.0
12	14.7	12.0	15.5	14.5	11.9	13.0	12.5
13	15.5	17.0	12.1	11.7	13.0	12.9	12.5
14	13.6	13.7	11.7	13.8	11.0	12.4	12.5
15	12.4	9.0	13.3	13.2	14.2	14.9	13.4
16	12.2	15.0	13.2	13.8	12.0	12.2	14.2
17	13.6	14.3	11.4	14.7	14.9	11.2	18.0
18	13.7	14.0	12.0	14.9	17.0	15.5	14.2
19	15.1	12.6	11.3	12.5	18.0	14.4	11.0
20	12.2	14.7	12.2	11.0	13.0	13.0	13.8
21	15.5	10.8	18.0	15.5	9.0	23.0	-
22	5.0	15.5	15.5	5.0	-	-	5.0
23	13.0	18.0	18.0	13.0	13.0	-	18.0
24	-	18.0	14.0	18.0	13.0	-	-

10-12	14.0	10.9	14.5	13.6	13.7	14.8	12.3
14-16	12.3	12.3	13.2	13.5	12.8	14.3	13.8
0-24	13.7	13.3	13.3	13.4	13.5	13.7	13.2

7 Day Ave 13.4

85th Percentile

Hr Ending	28/09/2022 Wednesday	29/09/2022 Thursday	30/09/2022 Friday	01/10/2022 Saturday	02/10/2022 Sunday	03/10/2022 Monday	04/10/2022 Tuesday
1	-	-	-	13.6	5.9	-	-
2	18.2	-	-	-	-	-	-
3	-	-	-	-	5.1	-	-
4	-	-	-	6.0	5.7	-	-
5	-	-	13.5	-	18.9	-	-
6	5.3	13.5	13.3	-	-	13.5	18.0
7	18.8	5.4	13.9	13.2	18.2	18.0	18.8
8	23.1	23.1	23.3	23.9	-	23.4	23.8
9	18.5	13.3	13.3	23.1	18.9	23.3	18.8
10	18.8	13.6	18.2	19.0	18.8	13.8	13.3
11	18.8	13.8	13.8	18.6	18.4	23.9	18.5
12	18.3	18.5	18.0	18.6	13.5	13.8	18.6
13	19.0	18.2	18.7	13.9	13.8	23.2	18.8
14	18.8	13.9	13.8	18.6	13.8	18.1	18.6
15	13.7	13.4	18.3	18.2	18.4	18.0	23.2
16	18.9	18.3	18.7	18.9	13.2	18.2	18.2
17	13.9	18.8	13.4	18.1	18.3	18.4	18.4
18	13.8	18.2	13.8	18.4	23.4	18.2	18.6
19	18.1	13.4	13.7	18.8	18.2	24.0	23.3
20	19.0	18.2	18.4	13.2	13.6	13.9	18.5
21	18.8	18.9	18.1	18.4	13.1	23.6	-
22	5.7	18.6	18.4	5.4	-	-	5.4
23	13.4	18.4	18.3	13.5	13.2	-	18.6
24	-	18.4	23.7	23.3	13.7	-	-

10-12	18.0	13.9	18.3	18.6	18.5	18.7	18.1
14-16	18.2	18.6	18.8	18.2	13.2	18.1	18.5
0-24	18.2	18.9	18.2	18.1	19.0	18.3	18.2

7 Day Ave 18.4

# Stansted Mountfitchet ATC 02, Gall End Lane

Produced by Streetwise Services Ltd.

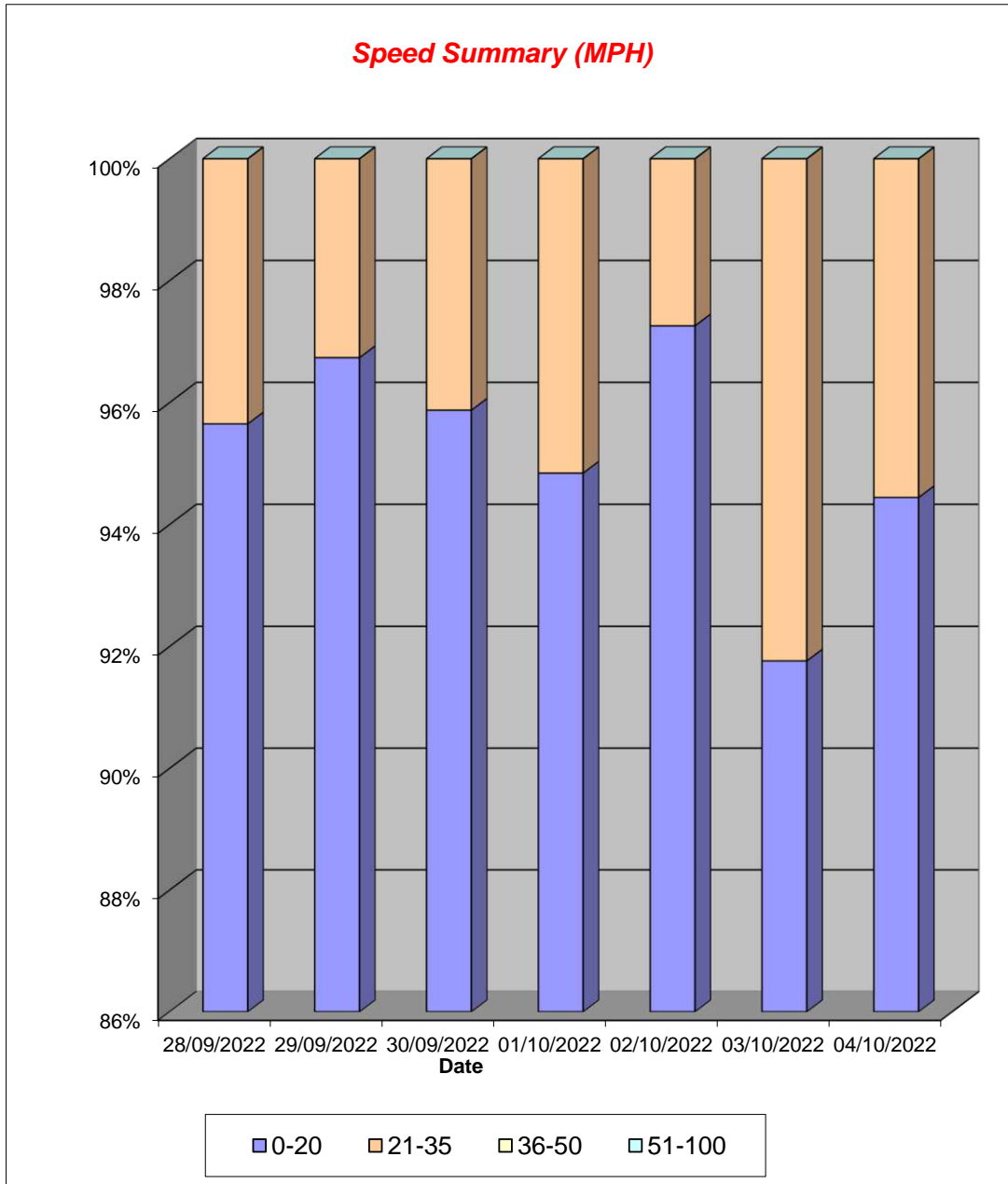


Channel 1 - Northbound

Speed Summary

Week 2

Speed (MPH)	28/09/2022 Wednesday	29/09/2022 Thursday	30/09/2022 Friday	01/10/2022 Saturday	02/10/2022 Sunday	03/10/2022 Monday	04/10/2022 Tuesday
0-20	110	89	93	92	71	78	68
21-35	5	3	4	5	2	7	4
36-50	0	0	0	0	0	0	0
51-100	0	0	0	0	0	0	0
<b>TOTAL</b>	<b>115</b>	<b>92</b>	<b>97</b>	<b>97</b>	<b>73</b>	<b>85</b>	<b>72</b>



## Stansted Mountfitchet ATC 02, Gall End Lane

Produced by Streetwise Services Ltd.

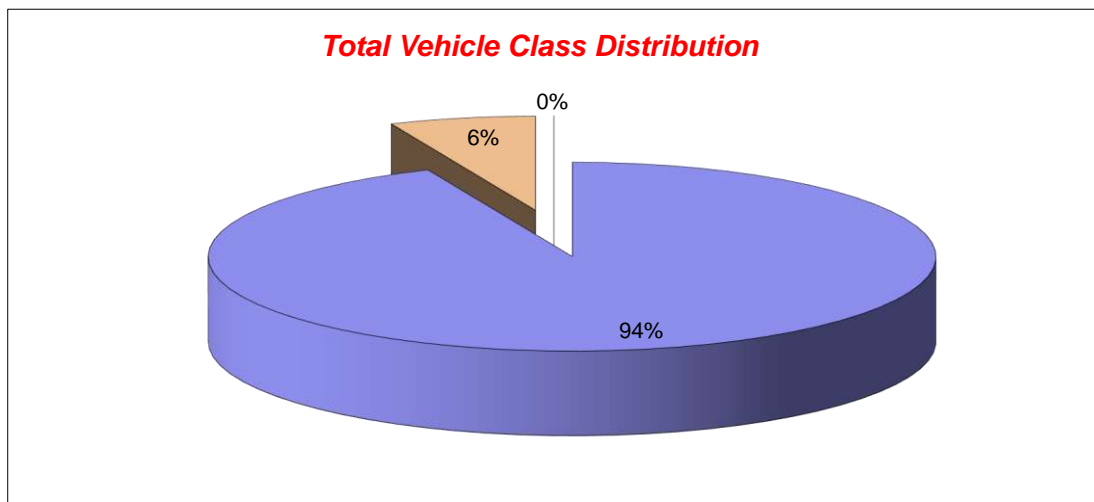


Channel 1 - Northbound

Vehicle Class

Week 2

Classes Day / Time	Car / LGV / Caravan - 1	OGV1 / Bus - 2,3,5,6,7,12	OGV2 - 4,8,9,10,11,13	TOTAL - 1-13
<b>28/09/2022</b>				
7-19	89	10	0	99
6-22	100	11	0	111
6-24	101	11	0	112
0-24	104	11	0	115
<b>29/09/2022</b>				
7-19	68	5	0	73
6-22	82	5	0	87
6-24	86	5	0	91
0-24	87	5	0	92
<b>30/09/2022</b>				
7-19	76	6	0	82
6-22	86	6	0	92
6-24	89	6	0	95
0-24	91	6	0	97
<b>01/10/2022</b>				
7-19	77	6	0	83
6-22	84	7	0	91
6-24	87	7	0	94
0-24	90	7	0	97
<b>02/10/2022</b>				
7-19	61	2	0	63
6-22	65	2	0	67
6-24	66	3	0	69
0-24	70	3	0	73
<b>03/10/2022</b>				
7-19	71	6	0	77
6-22	78	6	0	84
6-24	78	6	0	84
0-24	79	6	0	85
<b>04/10/2022</b>				
7-19	55	3	0	58
6-22	66	3	0	69
6-24	67	3	0	70
0-24	69	3	0	72
<b>Average</b>				
7-19	71	5	0	76
6-22	80	6	0	86
6-24	82	6	0	88
0-24	84	6	0	90



# Stansted Mountfitchet ATC 02, Gall End Lane

Produced by Streetwise Services Ltd.

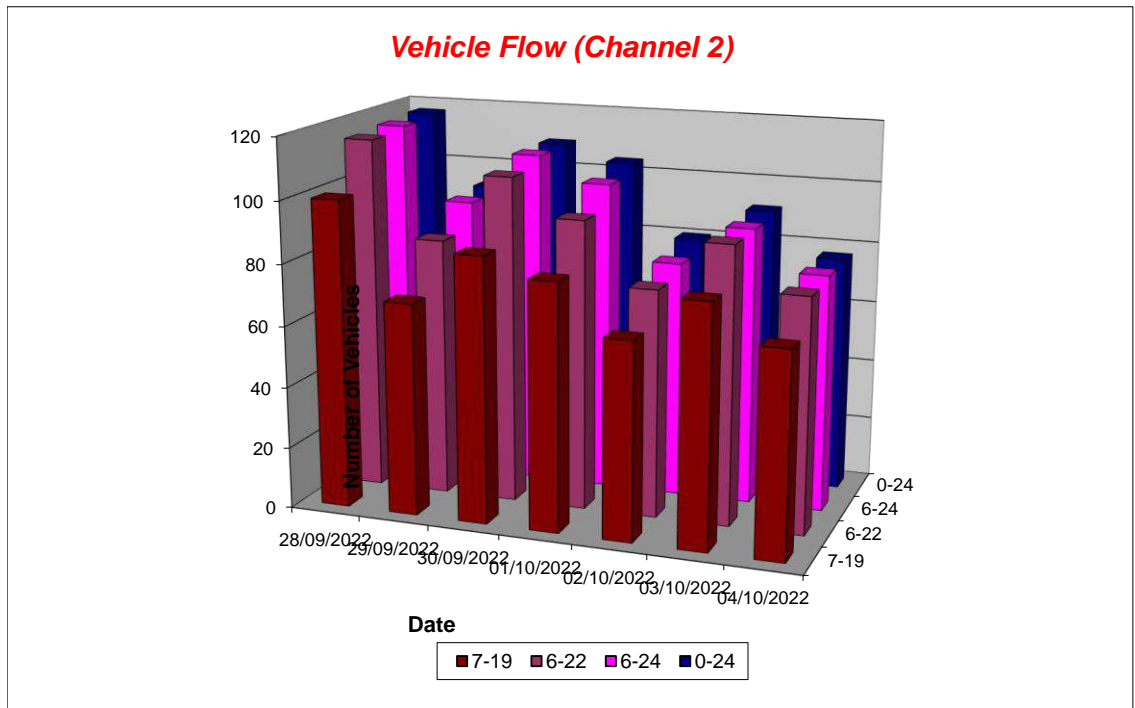


Channel 2 - Southbound

Vehicle Flow

Week 2

Hr Ending	28/09/2022 Wednesday	29/09/2022 Thursday	30/09/2022 Friday	01/10/2022 Saturday	02/10/2022 Sunday	03/10/2022 Monday	04/10/2022 Tuesday	5 Day Ave	7 Day Ave
1	0	1	0	3	1	1	0	0	1
2	1	0	0	0	0	0	0	0	0
3	0	0	0	0	1	0	0	0	0
4	0	0	0	0	0	0	0	0	0
5	0	0	0	0	1	0	0	0	0
6	0	0	0	0	0	0	0	0	0
7	1	0	2	0	0	1	2	1	1
8	3	3	1	2	1	0	0	1	1
9	4	2	4	0	3	4	4	4	3
10	5	10	3	1	4	2	4	5	4
11	11	3	6	15	8	5	4	6	7
12	12	3	4	8	5	7	3	6	6
13	7	4	7	5	7	4	7	6	6
14	11	6	10	10	4	10	1	8	7
15	6	3	6	6	6	9	6	6	6
16	9	9	7	7	5	11	11	9	8
17	9	7	10	7	7	12	6	9	8
18	11	7	11	11	6	4	5	8	8
19	12	12	17	8	8	10	15	13	12
20	8	9	7	8	6	8	6	8	7
21	3	3	7	2	3	3	0	3	3
22	3	3	4	4	1	0	2	2	2
23	1	2	1	4	3	0	1	1	2
24	0	6	2	3	0	0	0	2	2
7-19	100	69	86	80	64	78	66	80	78
6-22	115	84	106	94	74	90	76	94	91
6-24	116	92	109	101	77	90	77	97	95
0-24	117	93	109	104	80	91	77	97	96





# Stansted Mountfitchet ATC 02, Gall End Lane

Produced by Streetwise Services Ltd.



Channel 2 - Southbound

Average Speed

Week 2

Hr Ending	28/09/2022 Wednesday	29/09/2022 Thursday	30/09/2022 Friday	01/10/2022 Saturday	02/10/2022 Sunday	03/10/2022 Monday	04/10/2022 Tuesday
1	-	18.0	-	10.3	5.0	23.0	-
2	13.0	-	-	-	-	-	-
3	-	-	-	-	13.0	-	-
4	-	-	-	-	-	-	-
5	-	-	-	-	23.0	-	-
6	-	-	-	-	-	-	-
7	18.0	-	18.0	-	-	18.0	20.5
8	10.3	10.3	13.0	13.0	13.0	-	-
9	15.5	15.5	16.8	-	13.7	16.8	18.0
10	16.0	12.4	13.7	18.0	16.8	18.0	14.2
11	15.9	10.3	14.7	13.9	15.5	9.2	12.2
12	16.8	10.3	11.5	16.1	12.8	13.3	10.3
13	12.1	14.2	13.3	10.8	16.6	16.8	10.7
14	13.8	13.0	10.3	10.6	13.0	15.5	5.0
15	12.8	7.7	11.2	14.2	11.2	16.0	12.8
16	16.3	16.0	10.6	18.0	17.0	11.7	13.6
17	16.0	16.1	14.7	17.3	16.6	15.0	14.7
18	16.2	18.0	14.5	14.5	17.2	12.2	15.0
19	16.3	13.8	11.1	13.2	14.5	13.9	14.1
20	16.8	13.8	15.1	14.2	13.3	14.5	16.3
21	18.0	10.3	10.3	13.0	10.3	14.7	-
22	16.3	12.0	11.0	14.2	13.0	-	9.0
23	13.0	9.0	13.0	16.8	14.7	-	13.0
24	-	12.5	15.5	16.3	-	-	-
10-12	16.3	10.3	13.4	14.7	14.5	11.6	11.4
14-16	14.9	13.9	10.8	16.2	13.8	13.6	13.4
0-24	15.5	13.5	12.7	14.3	14.7	14.4	13.8

7 Day Ave 14.1

85th Percentile

Hr Ending	28/09/2022 Wednesday	29/09/2022 Thursday	30/09/2022 Friday	01/10/2022 Saturday	02/10/2022 Sunday	03/10/2022 Monday	04/10/2022 Tuesday
1	-	18.3	-	13.5	5.8	24.0	-
2	14.0	-	-	-	-	-	-
3	-	-	-	-	13.6	-	-
4	-	-	-	-	-	-	-
5	-	-	-	-	23.4	-	-
6	-	-	-	-	-	-	-
7	18.9	-	18.0	-	-	18.0	23.6
8	14.0	13.4	13.3	13.6	13.7	-	-
9	18.8	18.4	19.0	-	23.2	19.0	23.8
10	23.4	18.8	18.8	18.1	18.1	23.1	18.6
11	18.8	13.4	18.6	18.2	18.2	18.3	18.7
12	19.0	13.7	23.6	18.3	23.8	13.6	13.8
13	18.3	18.7	18.3	18.0	19.0	18.8	13.4
14	18.2	13.4	13.5	13.2	13.3	18.0	5.8
15	18.7	14.0	18.8	23.4	18.7	23.1	23.7
16	18.0	18.6	18.9	23.5	23.8	18.6	18.7
17	18.3	18.5	18.1	18.6	18.0	18.3	18.7
18	18.7	18.2	18.5	18.8	28.8	18.4	18.2
19	18.1	18.6	18.4	18.0	18.5	18.5	18.8
20	18.1	18.7	18.1	18.4	18.2	18.7	18.1
21	18.3	13.5	18.5	13.1	13.6	18.5	-
22	18.4	18.9	13.7	18.3	13.9	-	13.2
23	13.6	13.3	13.5	18.6	18.9	-	14.0
24	-	18.7	18.4	18.5	-	-	-
10-12	18.3	13.9	18.9	18.6	18.7	18.3	13.8
14-16	18.3	18.3	19.0	23.3	18.0	18.1	18.2
0-24	18.8	18.4	18.6	18.9	18.7	18.4	18.2

7 Day Ave 18.6

# Stansted Mountfichet ATC 02, Gall End Lane

Produced by Streetwise Services Ltd.

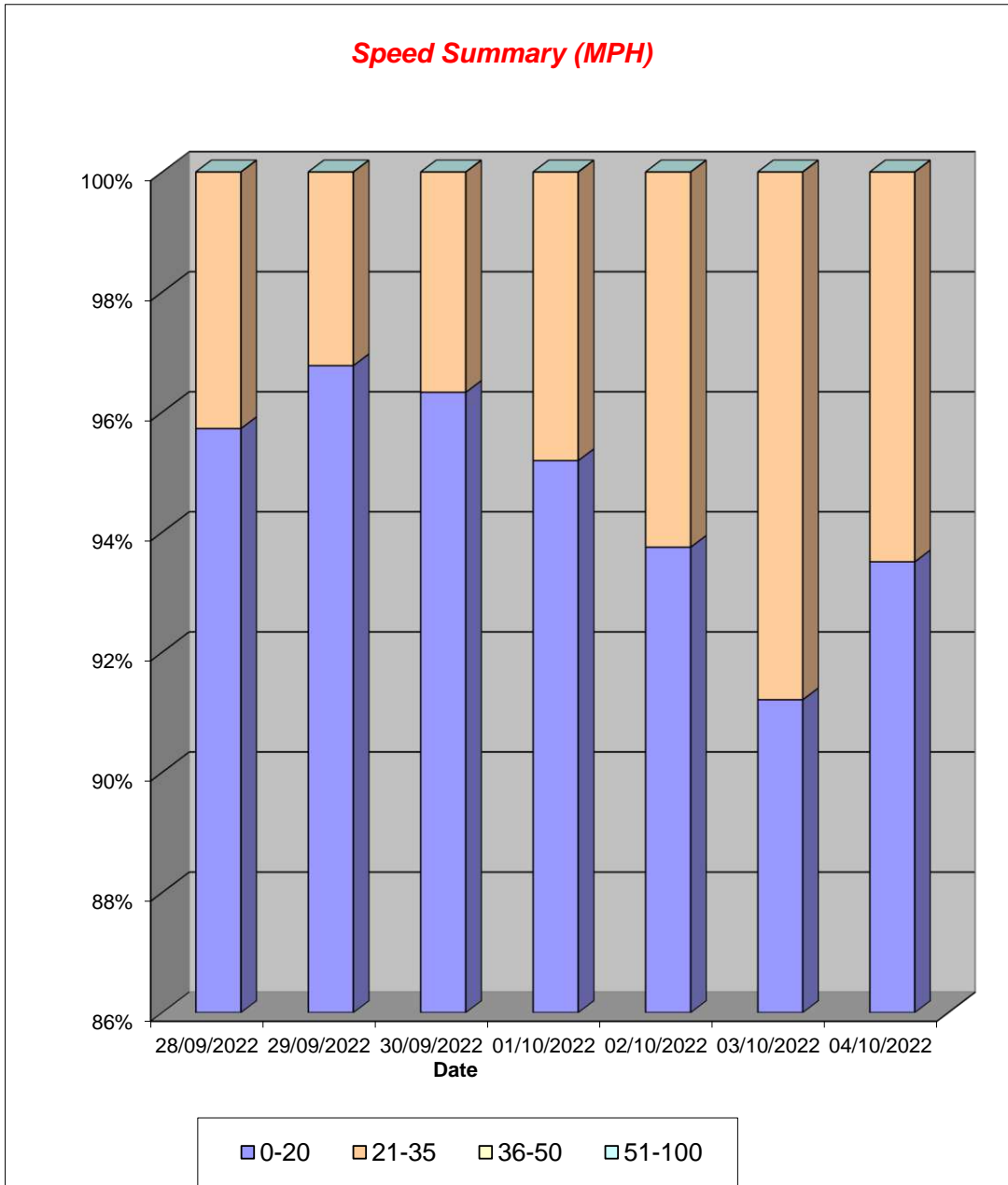


Channel 2 - Southbound

Speed Summary

Week 2

Speed (MPH)	28/09/2022 Wednesday	29/09/2022 Thursday	30/09/2022 Friday	01/10/2022 Saturday	02/10/2022 Sunday	03/10/2022 Monday	04/10/2022 Tuesday
0-20	112	90	105	99	75	83	72
21-35	5	3	4	5	5	8	5
36-50	0	0	0	0	0	0	0
51-100	0	0	0	0	0	0	0
<b>TOTAL</b>	<b>117</b>	<b>93</b>	<b>109</b>	<b>104</b>	<b>80</b>	<b>91</b>	<b>77</b>



## Stansted Mountfitchet ATC 02, Gall End Lane

Produced by Streetwise Services Ltd.

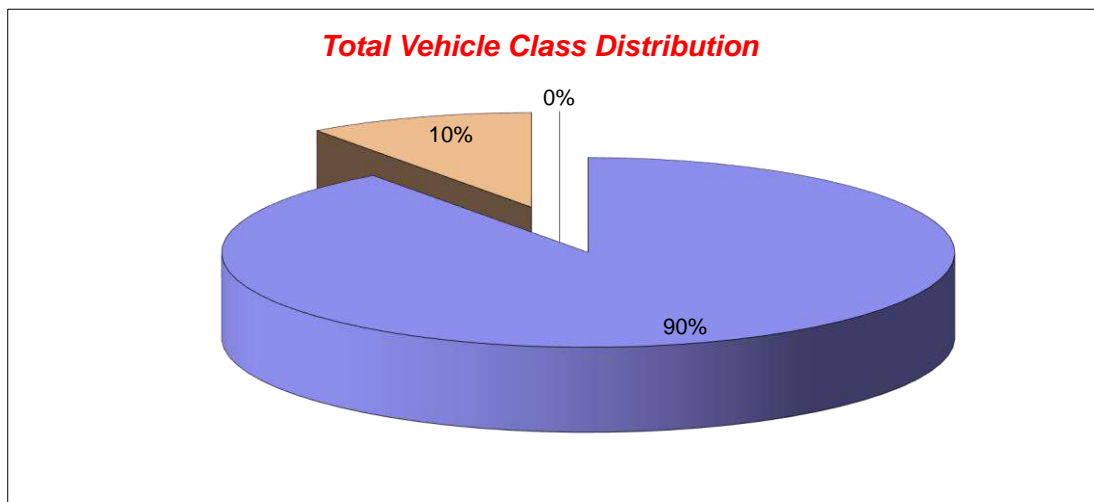


Channel 2 - Southbound

Vehicle Class

Week 2

Classes Day / Time	Car / LGV / Caravan - 1	OGV1 / Bus - 2,3,5,6,7,12	OGV2 - 4,8,9,10,11,13	TOTAL - 1-13
<b>28/09/2022</b>				
7-19	90	10	0	100
6-22	104	11	0	115
6-24	105	11	0	116
0-24	106	11	0	117
<b>29/09/2022</b>				
7-19	60	9	0	69
6-22	75	9	0	84
6-24	83	9	0	92
0-24	84	9	0	93
<b>30/09/2022</b>				
7-19	80	6	0	86
6-22	97	9	0	106
6-24	99	10	0	109
0-24	99	10	0	109
<b>01/10/2022</b>				
7-19	75	5	0	80
6-22	88	6	0	94
6-24	94	7	0	101
0-24	97	7	0	104
<b>02/10/2022</b>				
7-19	59	5	0	64
6-22	67	7	0	74
6-24	69	8	0	77
0-24	71	9	0	80
<b>03/10/2022</b>				
7-19	68	10	0	78
6-22	80	10	0	90
6-24	80	10	0	90
0-24	81	10	0	91
<b>04/10/2022</b>				
7-19	56	10	0	66
6-22	65	11	0	76
6-24	66	11	0	77
0-24	66	11	0	77
<b>Average</b>				
7-19	70	8	0	78
6-22	82	9	0	91
6-24	85	9	0	95
0-24	86	10	0	96





10318-3

# Stansted Mountfitchet ATC 03, B1051

Produced by Streetwise Services Ltd.

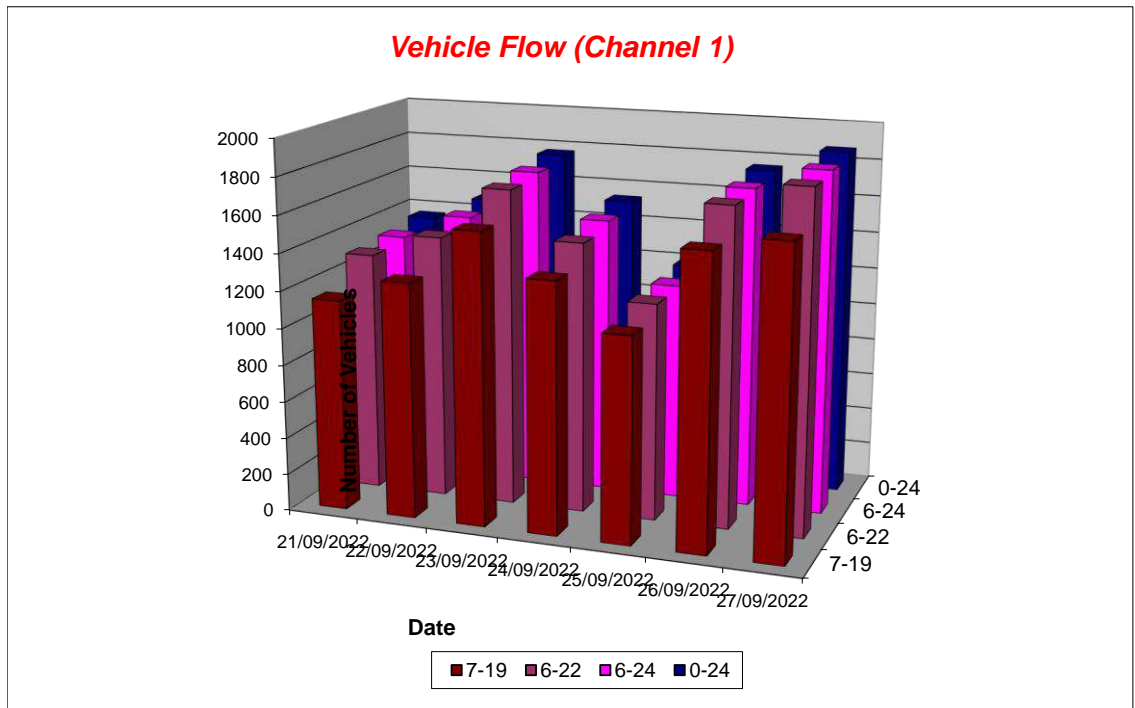


Channel 1 - Northbound

Vehicle Flow

Week 1

Hr Ending	21/09/2022 Wednesday	22/09/2022 Thursday	23/09/2022 Friday	24/09/2022 Saturday	25/09/2022 Sunday	26/09/2022 Monday	27/09/2022 Tuesday	5 Day Ave	7 Day Ave
1	6	4	9	13	7	2	10	6	7
2	3	0	4	2	4	2	0	2	2
3	3	2	4	1	4	1	1	2	2
4	4	7	2	2	2	2	4	4	3
5	4	1	4	4	0	2	1	2	2
6	15	10	9	11	2	19	12	13	11
7	30	29	27	8	6	46	35	33	26
8	100	100	83	27	17	91	125	100	78
9	141	110	140	65	24	149	177	143	115
10	114	143	117	158	151	121	101	119	129
11	59	100	82	139	133	128	113	96	108
12	63	64	113	153	123	125	91	91	105
13	100	120	151	197	135	114	152	127	138
14	82	105	111	148	112	141	147	117	121
15	90	112	194	95	105	147	135	136	125
16	96	101	185	97	98	118	152	130	121
17	95	91	137	84	77	177	154	131	116
18	118	129	139	109	62	172	157	143	127
19	86	96	118	77	67	78	133	102	94
20	74	62	72	53	28	55	95	72	63
21	40	33	22	26	13	32	34	32	29
22	15	34	20	23	19	16	28	23	22
23	17	21	18	26	5	9	10	15	15
24	4	12	7	13	0	5	5	7	7
7-19	1144	1271	1570	1349	1104	1561	1637	1437	1377
6-22	1303	1429	1711	1459	1170	1710	1829	1596	1516
6-24	1324	1462	1736	1498	1175	1724	1844	1618	1538
0-24	1359	1486	1768	1531	1194	1752	1872	1647	1566



# Stansted Mountfitchet ATC 03, B1051

Produced by Streetwise Services Ltd.



Channel 1 - Northbound

Average Speed

Week 1

Hr Ending	21/09/2022 Wednesday	22/09/2022 Thursday	23/09/2022 Friday	24/09/2022 Saturday	25/09/2022 Sunday	26/09/2022 Monday	27/09/2022 Tuesday
1	36.3	38.0	41.9	38.8	36.6	25.5	36.5
2	36.3	-	35.5	43.0	45.5	38.0	-
3	43.0	58.0	39.2	33.0	43.0	38.0	38.0
4	40.5	38.7	58.0	43.0	38.0	33.0	33.0
5	36.8	38.0	39.2	39.2	-	35.5	33.0
6	39.0	38.5	37.4	39.4	35.5	35.1	35.9
7	36.6	40.7	36.2	42.4	36.3	37.5	39.1
8	36.8	38.4	36.5	39.3	38.1	36.5	38.0
9	37.8	36.8	36.9	35.7	38.8	37.9	37.0
10	37.8	34.6	36.0	38.6	38.4	35.2	35.2
11	36.6	36.1	38.0	41.8	38.1	36.0	38.9
12	37.5	36.8	41.1	38.5	35.9	37.6	35.6
13	39.3	41.3	37.6	38.7	40.0	37.7	35.4
14	40.2	38.9	35.7	41.1	39.3	37.1	36.4
15	36.9	38.8	35.6	40.7	40.2	39.3	37.9
16	39.0	40.2	34.8	37.9	40.1	33.2	36.1
17	38.2	37.1	35.8	37.1	39.8	36.4	36.1
18	39.7	36.7	36.3	38.3	37.5	38.9	37.1
19	39.8	37.0	37.5	37.3	37.5	37.7	38.2
20	35.9	35.2	36.8	37.6	52.1	40.0	34.3
21	37.2	38.2	35.6	37.1	38.0	42.2	38.7
22	35.2	39.9	38.8	33.9	38.8	39.2	34.8
23	36.1	38.0	43.0	38.1	38.0	43.6	39.0
24	43.0	52.6	40.9	36.1	-	34.0	39.0

10-12	37.1	36.4	39.8	40.1	37.0	36.8	37.4
14-16	38.0	39.5	35.2	39.3	40.1	36.6	36.9
0-24	38.1	37.9	36.8	38.8	39.0	37.3	36.7

7 Day Ave 37.8

85th Percentile

Hr Ending	21/09/2022 Wednesday	22/09/2022 Thursday	23/09/2022 Friday	24/09/2022 Saturday	25/09/2022 Sunday	26/09/2022 Monday	27/09/2022 Tuesday
1	43.7	38.6	48.9	43.6	43.2	26.0	38.3
2	38.5	-	39.0	43.7	53.9	38.4	-
3	43.6	58.3	43.4	33.9	43.7	38.1	38.8
4	43.3	38.8	58.3	43.8	38.5	33.7	43.3
5	38.3	38.8	43.2	43.0	-	38.9	33.2
6	43.8	53.8	38.2	43.5	38.4	38.5	43.5
7	43.0	48.6	38.6	43.9	43.1	43.1	43.3
8	43.8	44.0	43.4	43.4	43.8	38.8	43.3
9	43.8	43.9	38.4	38.7	43.5	43.4	43.0
10	43.7	38.2	38.7	43.5	43.8	43.5	38.5
11	38.0	43.7	43.3	43.5	38.6	38.5	43.2
12	38.4	44.0	43.6	43.5	43.8	43.2	38.9
13	43.9	63.2	43.2	43.4	43.0	43.3	38.6
14	43.8	43.5	38.2	58.4	43.2	43.1	38.8
15	43.4	43.1	43.6	48.3	43.1	43.6	43.9
16	44.0	49.0	43.1	43.1	43.1	38.2	43.3
17	43.9	43.7	38.5	43.2	43.3	43.9	38.5
18	43.1	43.0	38.9	44.0	43.1	43.1	38.1
19	48.9	38.6	43.3	43.1	43.0	43.4	43.6
20	38.4	38.1	43.8	43.4	86.0	48.3	38.4
21	43.5	43.1	43.4	43.4	43.7	43.9	44.0
22	38.8	48.8	43.3	38.5	43.5	43.8	38.1
23	38.1	43.3	63.9	43.2	38.8	58.3	48.9
24	48.6	85.5	43.6	38.5	-	38.7	43.6

10-12	38.5	43.3	43.6	43.3	43.1	43.3	43.3
14-16	43.3	43.4	43.4	43.6	43.2	43.1	43.1
0-24	43.6	43.3	43.1	43.5	43.7	43.0	43.5

7 Day Ave 43.4

# Stansted Mountfitchet ATC 03, B1051

Produced by Streetwise Services Ltd.

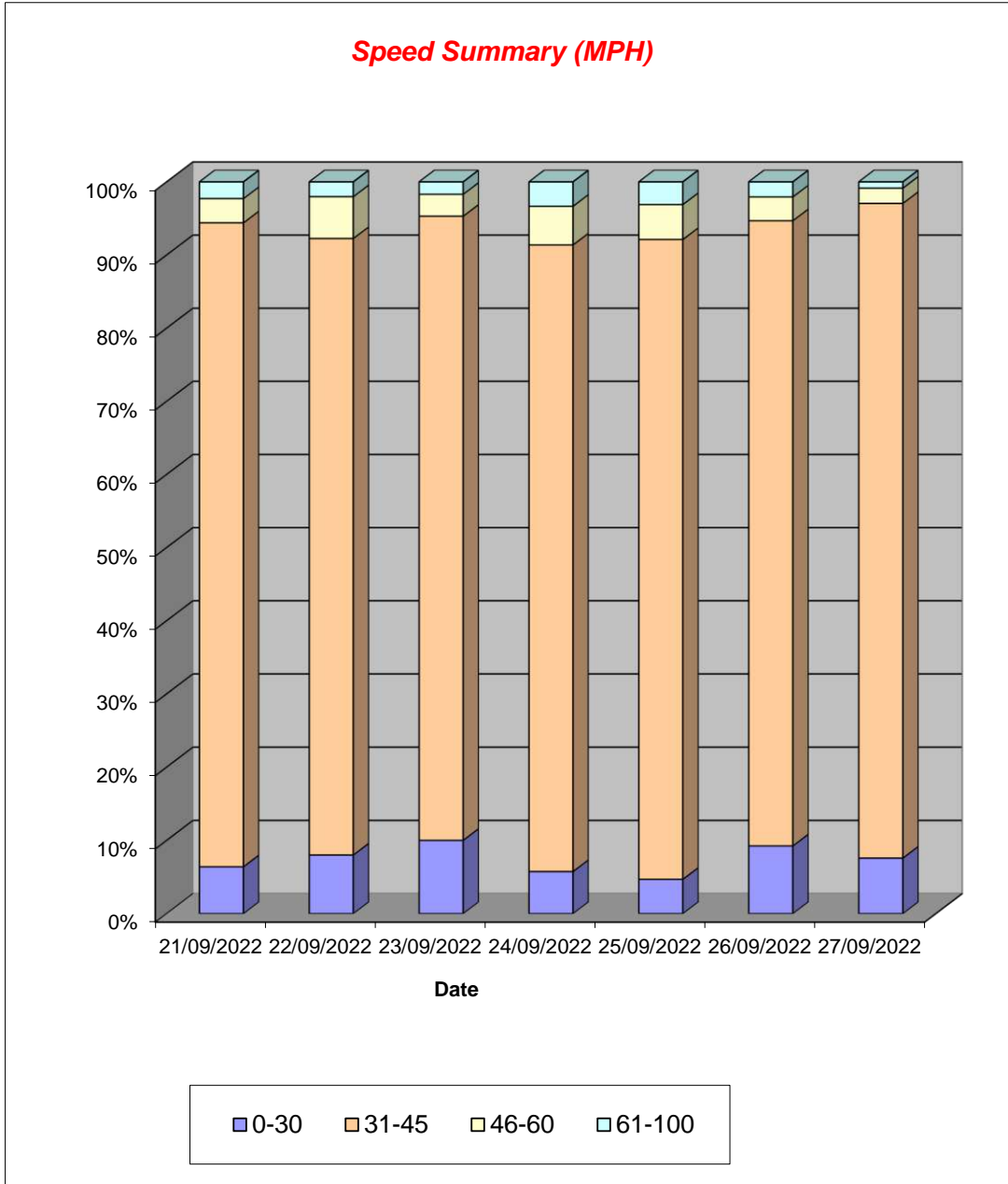


Channel 1 - Northbound

Speed Summary

Week 1

Speed (MPH)	21/09/2022 Wednesday	22/09/2022 Thursday	23/09/2022 Friday	24/09/2022 Saturday	25/09/2022 Sunday	26/09/2022 Monday	27/09/2022 Tuesday
0-30	87	119	177	88	56	162	142
31-45	1196	1252	1508	1311	1044	1497	1675
46-60	45	85	53	81	57	57	39
61-100	31	30	30	51	37	36	16
<b>TOTAL</b>	<b>1359</b>	<b>1486</b>	<b>1768</b>	<b>1531</b>	<b>1194</b>	<b>1752</b>	<b>1872</b>



# Stansted Mountfitchet ATC 03, B1051

Produced by Streetwise Services Ltd.

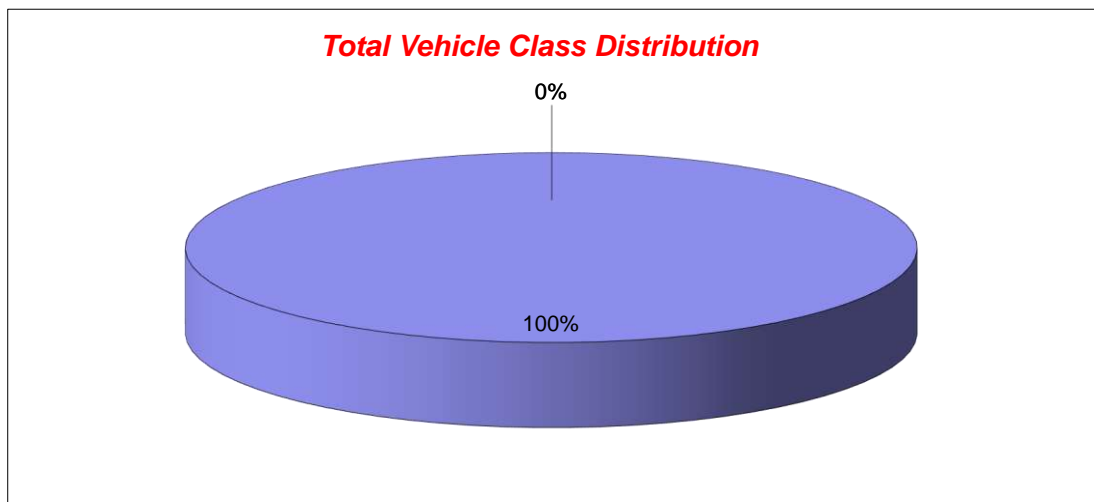


Channel 1 - Northbound

Vehicle Class

Week 1

Classes Day / Time	Car / LGV / Caravan - 1	OGV1 / Bus - 2,3,5,6,7,12	OGV2 - 4,8,9,10,11,13	TOTAL - 1-13
21/09/2022				
7-19	1144	0	0	1144
6-22	1303	0	0	1303
6-24	1324	0	0	1324
0-24	1359	0	0	1359
22/09/2022				
7-19	1271	0	0	1271
6-22	1429	0	0	1429
6-24	1462	0	0	1462
0-24	1486	0	0	1486
23/09/2022				
7-19	1570	0	0	1570
6-22	1711	0	0	1711
6-24	1736	0	0	1736
0-24	1768	0	0	1768
24/09/2022				
7-19	1349	0	0	1349
6-22	1459	0	0	1459
6-24	1498	0	0	1498
0-24	1531	0	0	1531
25/09/2022				
7-19	1104	0	0	1104
6-22	1170	0	0	1170
6-24	1175	0	0	1175
0-24	1194	0	0	1194
26/09/2022				
7-19	1561	0	0	1561
6-22	1710	0	0	1710
6-24	1724	0	0	1724
0-24	1752	0	0	1752
27/09/2022				
7-19	1637	0	0	1637
6-22	1829	0	0	1829
6-24	1844	0	0	1844
0-24	1872	0	0	1872
Average				
7-19	1377	0	0	1377
6-22	1516	0	0	1516
6-24	1538	0	0	1538
0-24	1566	0	0	1566





# Stansted Mountfitchet ATC 03, B1051

Produced by Streetwise Services Ltd.

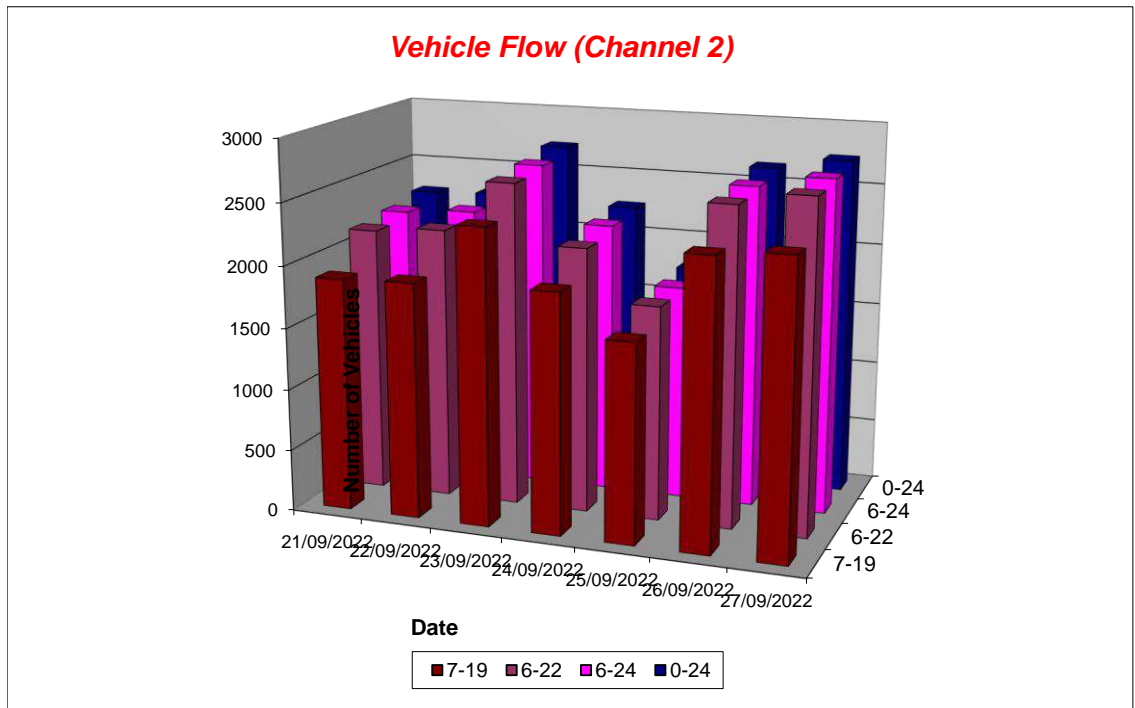


Channel 2 - Southbound

Vehicle Flow

Week 1

Hr Ending	21/09/2022 Wednesday	22/09/2022 Thursday	23/09/2022 Friday	24/09/2022 Saturday	25/09/2022 Sunday	26/09/2022 Monday	27/09/2022 Tuesday	5 Day Ave	7 Day Ave
1	13	6	12	15	12	1	11	9	10
2	8	0	8	3	3	2	0	4	3
3	3	3	6	2	3	2	2	3	3
4	2	10	3	1	1	6	5	5	4
5	9	3	9	5	1	3	2	5	5
6	27	18	18	13	4	31	23	23	19
7	61	58	43	12	10	78	71	62	48
8	182	170	152	56	24	175	212	178	139
9	227	194	225	120	39	233	261	228	186
10	159	185	185	210	169	173	138	168	174
11	119	140	162	195	170	186	166	155	163
12	116	100	178	204	165	174	154	144	156
13	161	160	208	230	188	174	191	179	187
14	130	127	175	201	173	219	207	172	176
15	142	159	265	142	169	204	174	189	179
16	172	159	255	153	146	187	208	196	183
17	158	159	193	125	120	195	224	186	168
18	182	205	208	169	116	250	232	215	195
19	139	147	180	130	124	138	189	159	150
20	111	108	115	99	54	105	146	117	105
21	69	67	40	62	34	50	59	57	54
22	28	64	34	38	33	29	41	39	38
23	36	24	30	38	9	19	17	25	25
24	6	13	12	21	1	13	9	11	11
7-19	1887	1905	2386	1935	1603	2308	2356	2168	2054
6-22	2156	2202	2618	2146	1734	2570	2673	2444	2300
6-24	2198	2239	2660	2205	1744	2602	2699	2480	2335
0-24	2260	2279	2716	2244	1768	2647	2742	2529	2379



# Stansted Mountfitchet ATC 03, B1051

Produced by Streetwise Services Ltd.



Channel 2 - Southbound

Average Speed

Week 1

Hr Ending	21/09/2022 Wednesday	22/09/2022 Thursday	23/09/2022 Friday	24/09/2022 Saturday	25/09/2022 Sunday	26/09/2022 Monday	27/09/2022 Tuesday
1	36.1	38.0	38.0	39.5	35.1	25.5	41.2
2	36.1	-	35.5	39.7	44.7	43.0	-
3	33.0	48.0	39.7	33.0	43.0	38.0	38.0
4	43.0	40.0	53.0	38.0	43.0	37.2	43.0
5	38.0	38.0	39.1	36.0	38.0	34.7	33.0
6	38.4	35.2	38.6	39.2	35.5	42.8	36.3
7	37.2	38.1	36.1	40.9	34.0	36.5	37.0
8	35.9	36.4	36.0	39.0	39.0	35.3	35.8
9	34.3	35.5	37.5	35.4	38.8	35.7	35.2
10	36.0	36.4	35.6	37.5	41.4	33.7	34.5
11	35.4	35.7	35.1	41.5	36.8	34.7	36.9
12	35.3	34.6	37.8	34.2	33.9	36.5	35.5
13	36.3	40.9	35.4	38.1	39.0	36.6	36.6
14	35.8	36.9	35.9	37.2	35.8	36.1	35.3
15	35.6	36.0	34.0	39.0	38.4	37.1	34.7
16	37.8	39.6	33.3	37.2	38.7	31.0	34.7
17	37.3	36.3	33.4	36.1	37.8	33.2	36.1
18	39.4	36.3	35.8	37.9	35.5	37.5	36.2
19	38.2	37.8	37.7	36.9	35.9	36.3	37.6
20	36.6	34.6	36.7	36.4	46.4	38.7	33.4
21	38.0	39.3	37.1	34.3	35.3	39.4	37.5
22	37.0	40.0	35.0	37.5	38.0	37.7	35.3
23	36.0	38.4	42.3	37.5	40.8	36.9	35.6
24	38.8	47.4	39.7	37.6	85.5	35.3	39.1
10-12	35.4	35.3	36.5	37.8	35.4	35.6	36.2
14-16	36.8	37.8	33.6	38.0	38.5	34.2	34.7
0-24	36.6	37.1	35.8	37.4	37.7	35.7	35.8

7 Day Ave 36.6

85th Percentile

Hr Ending	21/09/2022 Wednesday	22/09/2022 Thursday	23/09/2022 Friday	24/09/2022 Saturday	25/09/2022 Sunday	26/09/2022 Monday	27/09/2022 Tuesday
1	38.2	38.5	38.5	48.3	38.7	25.7	43.3
2	39.0	-	38.1	43.4	48.1	43.5	-
3	33.1	53.7	43.1	33.4	43.8	38.4	38.2
4	43.0	43.9	53.2	38.9	43.7	43.1	53.3
5	38.3	38.4	43.0	38.1	38.5	38.3	33.0
6	43.5	38.3	43.7	48.6	38.2	68.6	38.7
7	43.9	43.3	38.5	48.3	38.2	43.8	38.8
8	43.5	43.2	38.6	43.1	48.3	38.5	38.3
9	38.4	43.5	43.2	43.2	43.8	38.2	38.7
10	38.8	38.2	38.5	43.1	68.1	38.9	38.4
11	38.8	43.6	38.7	43.4	43.5	38.4	38.8
12	38.7	38.4	43.8	44.0	43.8	43.3	38.7
13	38.7	43.9	38.4	43.5	43.8	43.8	38.4
14	44.0	43.5	43.9	48.5	38.3	43.2	38.1
15	38.3	38.2	38.7	49.0	44.0	38.4	38.4
16	43.5	43.7	43.1	43.2	43.8	38.2	38.3
17	38.4	43.7	43.6	43.4	43.7	43.9	43.7
18	43.7	43.6	43.7	43.4	43.9	43.6	38.3
19	43.2	43.8	43.0	43.3	38.9	38.4	43.8
20	38.4	38.2	38.4	38.5	85.9	43.4	38.2
21	43.5	39.4	43.4	38.1	43.1	43.9	43.6
22	38.8	43.2	38.3	43.5	49.0	38.6	39.0
23	38.5	44.0	44.0	44.0	43.8	43.9	38.2
24	43.4	85.6	43.8	43.6	86.2	38.5	43.9
10-12	38.5	38.1	38.7	43.9	43.4	38.3	38.1
14-16	43.2	43.8	38.4	43.7	43.0	38.9	39.0
0-24	43.6	43.4	38.7	43.4	43.2	43.3	38.6

7 Day Ave 42.0

# Stansted Mountfitchet ATC 03, B1051

Produced by Streetwise Services Ltd.

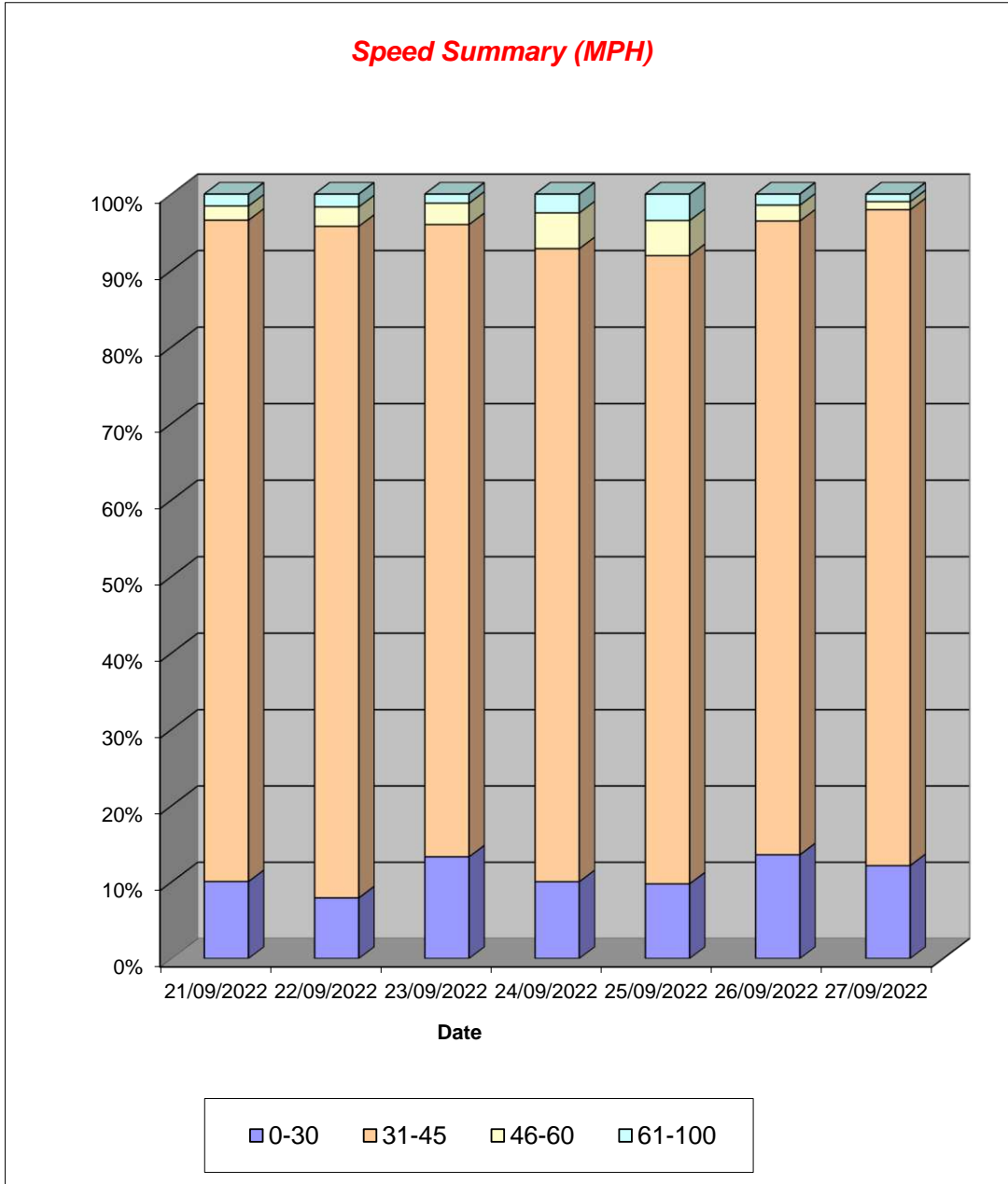


Channel 2 - Southbound

Speed Summary

Week 1

Speed (MPH)	21/09/2022 Wednesday	22/09/2022 Thursday	23/09/2022 Friday	24/09/2022 Saturday	25/09/2022 Sunday	26/09/2022 Monday	27/09/2022 Tuesday
0-30	228	181	362	226	173	360	334
31-45	1955	2002	2246	1858	1453	2194	2352
46-60	42	58	76	105	81	55	29
61-100	35	38	32	55	61	38	27
<b>TOTAL</b>	<b>2260</b>	<b>2279</b>	<b>2716</b>	<b>2244</b>	<b>1768</b>	<b>2647</b>	<b>2742</b>



# Stansted Mountfitchet ATC 03, B1051

Produced by Streetwise Services Ltd.

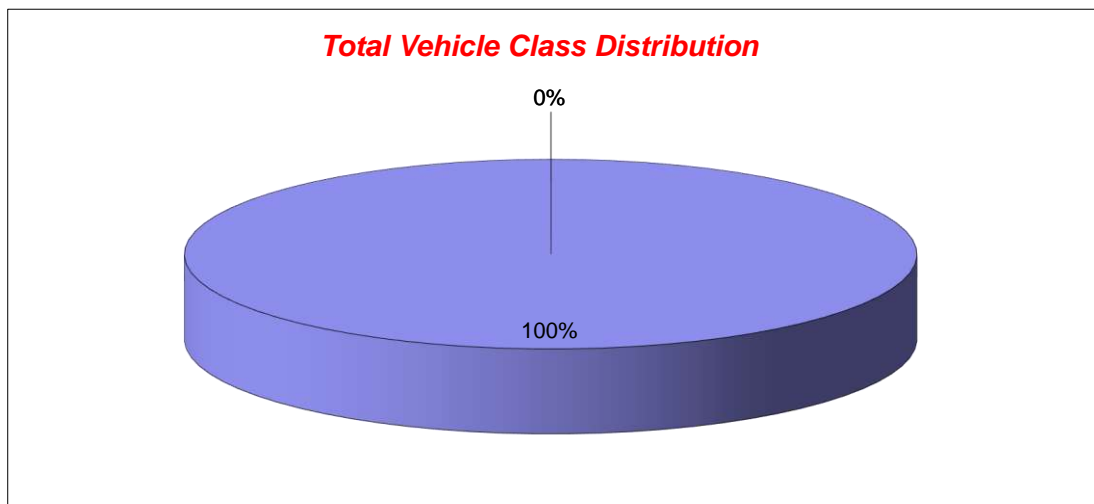


Channel 2 - Southbound

Vehicle Class

Week 1

Classes Day / Time	Car / LGV / Caravan - 1	OGV1 / Bus - 2,3,5,6,7,12	OGV2 - 4,8,9,10,11,13	TOTAL - 1-13
21/09/2022				
7-19	1887	0	0	1887
6-22	2156	0	0	2156
6-24	2198	0	0	2198
0-24	2260	0	0	2260
22/09/2022				
7-19	1905	0	0	1905
6-22	2202	0	0	2202
6-24	2239	0	0	2239
0-24	2279	0	0	2279
23/09/2022				
7-19	2386	0	0	2386
6-22	2618	0	0	2618
6-24	2660	0	0	2660
0-24	2716	0	0	2716
24/09/2022				
7-19	1935	0	0	1935
6-22	2146	0	0	2146
6-24	2205	0	0	2205
0-24	2244	0	0	2244
25/09/2022				
7-19	1603	0	0	1603
6-22	1734	0	0	1734
6-24	1743	0	1	1744
0-24	1767	0	1	1768
26/09/2022				
7-19	2308	0	0	2308
6-22	2570	0	0	2570
6-24	2602	0	0	2602
0-24	2647	0	0	2647
27/09/2022				
7-19	2356	0	0	2356
6-22	2673	0	0	2673
6-24	2699	0	0	2699
0-24	2742	0	0	2742
Average				
7-19	2054	0	0	2054
6-22	2300	0	0	2300
6-24	2335	0	0	2335
0-24	2379	0	0	2379



# Stansted Mountfitchet ATC 03, B1051

Produced by Streetwise Services Ltd.

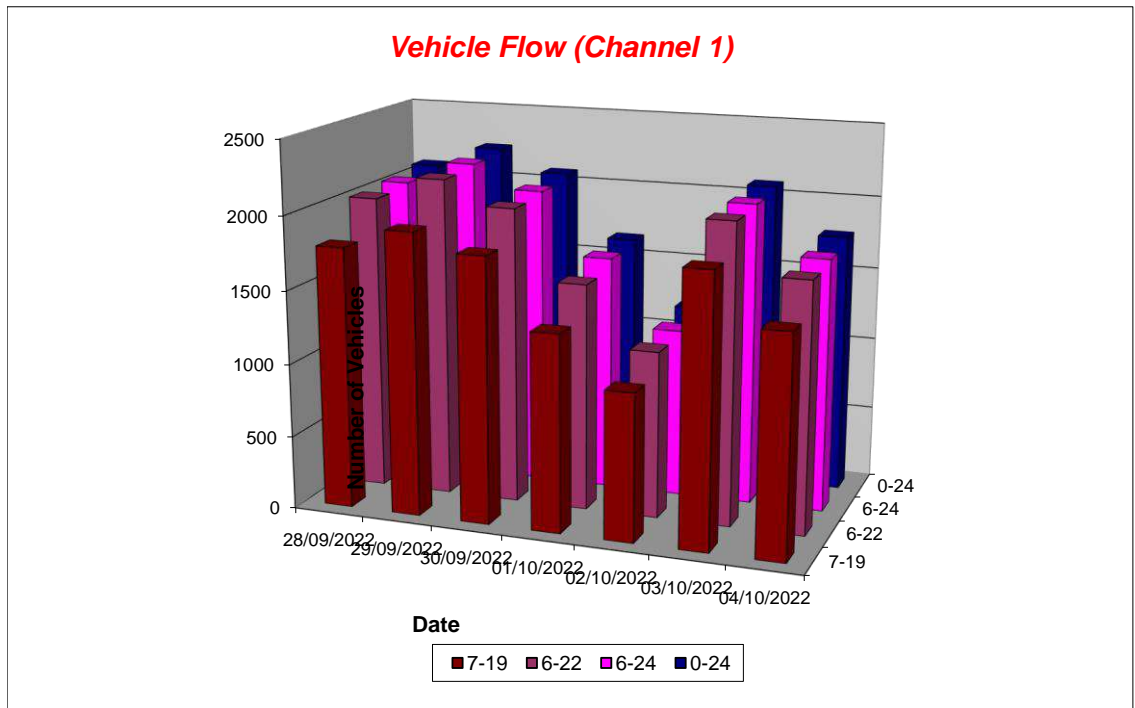


Channel 1 - Northbound

Vehicle Flow

Week 2

Hr Ending	28/09/2022 Wednesday	29/09/2022 Thursday	30/09/2022 Friday	01/10/2022 Saturday	02/10/2022 Sunday	03/10/2022 Monday	04/10/2022 Tuesday	5 Day Ave	7 Day Ave
1	4	6	0	9	20	0	3	3	6
2	1	2	3	6	3	3	8	3	4
3	0	0	0	2	2	3	4	1	2
4	4	6	3	3	8	0	0	3	3
5	5	7	11	3	3	4	5	6	5
6	26	7	19	6	4	20	23	19	15
7	35	47	67	21	12	40	54	49	39
8	130	128	125	56	27	98	145	125	101
9	168	248	166	96	42	203	173	192	157
10	166	217	181	172	78	192	116	174	160
11	197	165	152	137	79	229	114	171	153
12	178	152	122	127	97	176	89	143	134
13	128	139	174	136	164	153	107	140	143
14	140	151	147	85	152	182	114	147	139
15	123	111	163	119	88	119	127	129	121
16	123	124	159	68	72	155	138	140	120
17	120	145	136	73	58	108	132	128	110
18	181	201	151	144	83	134	150	163	149
19	129	143	130	127	64	85	87	115	109
20	110	100	89	92	50	66	73	88	83
21	55	71	30	56	45	49	54	52	51
22	35	36	25	38	27	50	27	35	34
23	11	15	20	35	6	14	20	16	17
24	12	8	6	33	11	2	6	7	11
7-19	1783	1924	1806	1340	1004	1834	1492	1768	1598
6-22	2018	2178	2017	1547	1138	2039	1700	1990	1805
6-24	2041	2201	2043	1615	1155	2055	1726	2013	1834
0-24	2081	2229	2079	1644	1195	2085	1769	2049	1869



# Stansted Mountfitchet ATC 03, B1051

Produced by Streetwise Services Ltd.



Channel 1 - Northbound

Average Speed

Week 2

Hr Ending	28/09/2022 Wednesday	29/09/2022 Thursday	30/09/2022 Friday	01/10/2022 Saturday	02/10/2022 Sunday	03/10/2022 Monday	04/10/2022 Tuesday
1	38.0	38.0	-	32.2	38.8	-	36.3
2	38.0	38.0	38.0	34.2	44.7	38.0	38.0
3	-	-	-	38.0	38.0	38.0	53.0
4	36.8	38.0	36.3	33.0	35.5	-	-
5	40.0	42.3	37.5	33.0	43.0	38.0	36.0
6	40.3	39.4	38.5	36.3	35.5	38.2	37.6
7	36.3	38.7	39.6	37.5	45.9	37.2	36.7
8	38.2	38.0	37.5	40.5	41.3	38.2	36.9
9	37.9	37.9	35.2	37.9	40.1	34.8	35.6
10	36.6	37.0	36.5	36.5	38.3	34.8	35.6
11	35.9	35.9	35.4	37.7	37.5	34.1	36.2
12	34.9	37.9	36.4	38.5	37.9	36.0	36.2
13	37.6	37.8	36.2	36.4	39.4	37.3	36.2
14	37.5	35.7	36.4	34.9	41.7	38.7	39.4
15	37.4	35.7	38.0	37.7	37.0	37.3	37.4
16	37.2	36.1	38.3	39.4	38.1	35.6	37.6
17	37.7	37.0	36.7	39.3	35.4	36.9	39.5
18	38.3	38.5	38.3	38.3	38.2	39.6	37.7
19	38.4	37.6	35.9	38.2	38.1	39.2	37.3
20	36.4	36.4	35.7	39.2	37.2	37.6	35.2
21	37.5	35.2	39.2	37.5	35.8	41.5	37.2
22	37.9	46.1	32.3	40.0	39.1	39.4	38.7
23	38.5	35.7	39.0	36.9	43.0	38.2	39.2
24	38.4	38.0	34.7	38.3	37.5	35.5	39.7

10-12	35.4	36.9	35.8	38.1	37.7	34.9	36.2
14-16	37.3	35.9	38.2	38.3	37.5	36.3	37.5
0-24	37.2	37.3	36.8	37.8	38.6	36.8	37.2

7 Day Ave 37.4

85th Percentile

Hr Ending	28/09/2022 Wednesday	29/09/2022 Thursday	30/09/2022 Friday	01/10/2022 Saturday	02/10/2022 Sunday	03/10/2022 Monday	04/10/2022 Tuesday
1	38.6	38.8	-	38.2	43.7	-	43.6
2	38.9	38.4	39.0	39.0	48.7	38.5	38.5
3	-	-	-	38.9	38.4	38.4	63.6
4	43.6	38.2	38.9	34.0	39.0	-	-
5	48.2	48.3	38.6	33.8	48.6	38.1	38.3
6	48.9	43.4	43.7	38.4	38.5	43.5	43.9
7	43.1	43.2	43.1	43.8	48.2	43.7	43.8
8	43.4	43.6	43.3	54.0	53.6	43.5	43.6
9	43.8	43.1	38.0	43.3	48.7	38.4	38.4
10	38.2	43.2	43.8	43.2	43.5	43.9	43.7
11	43.4	38.7	38.8	43.7	43.9	39.0	38.2
12	38.4	43.5	38.8	43.0	38.3	43.6	43.1
13	43.5	43.2	38.3	38.3	43.7	43.5	43.2
14	43.3	39.0	43.5	38.7	48.9	43.6	43.8
15	43.6	43.5	43.6	43.1	43.3	38.1	44.0
16	43.2	43.0	43.8	43.1	43.4	43.2	43.3
17	43.1	43.4	38.6	43.3	43.0	43.3	43.7
18	43.9	43.3	43.2	43.4	43.3	43.0	43.8
19	43.1	43.8	38.2	43.6	44.0	43.2	43.0
20	43.7	38.9	38.4	48.3	38.8	43.4	38.8
21	38.9	38.8	48.6	38.3	38.6	48.5	38.5
22	43.2	85.7	38.3	43.8	43.6	43.6	43.2
23	38.9	38.1	43.5	43.3	43.3	43.8	43.6
24	43.8	43.0	38.4	43.4	43.5	38.0	43.9

10-12	38.4	43.2	38.6	43.4	38.8	38.4	43.9
14-16	43.5	43.4	43.1	43.8	43.9	38.1	43.7
0-24	43.8	43.2	43.5	43.4	43.1	43.3	43.0

7 Day Ave 43.3

# Stansted Mountfichet ATC 03, B1051

Produced by Streetwise Services Ltd.

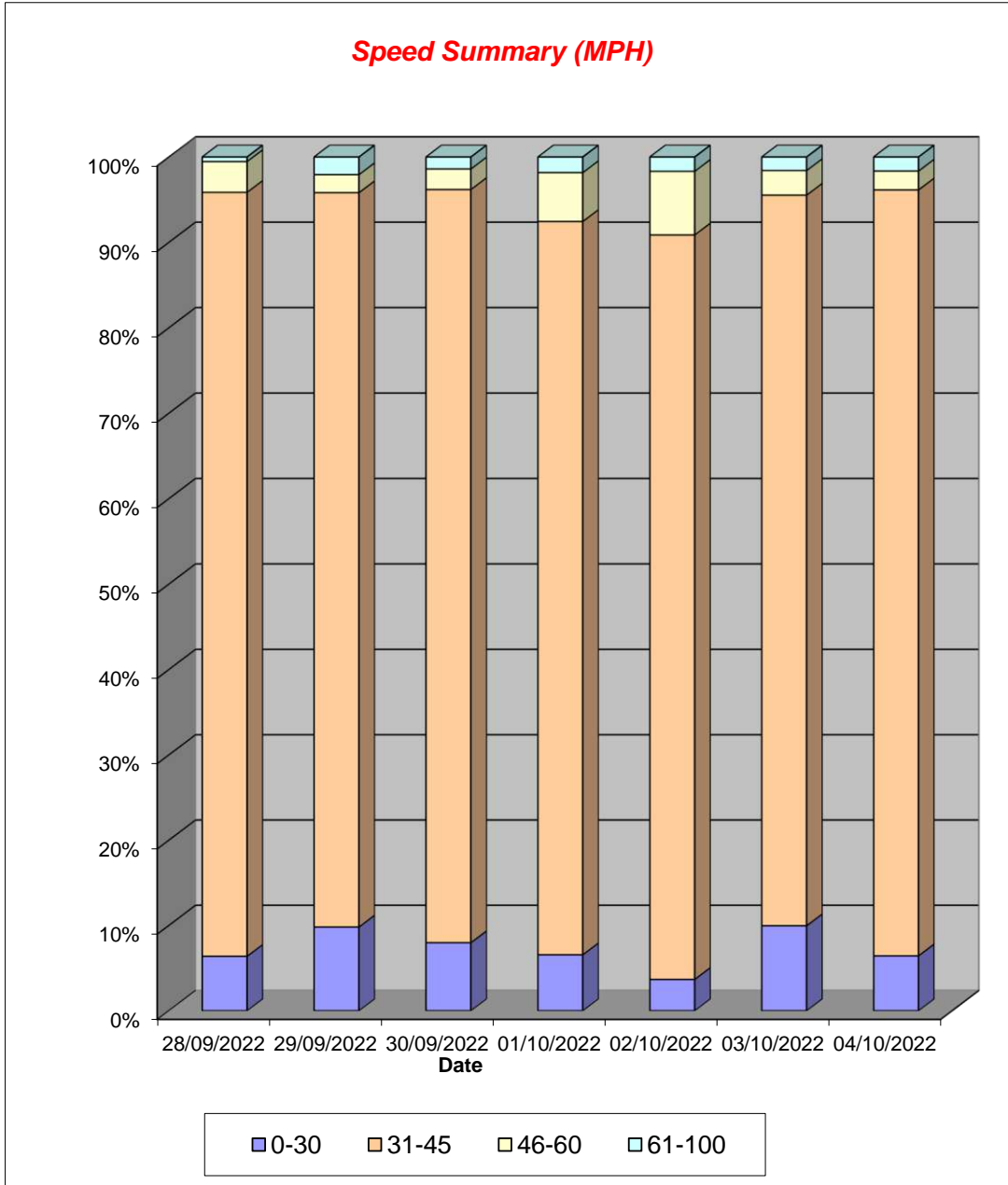


Channel 1 - Northbound

Speed Summary

Week 2

Speed (MPH)	28/09/2022 Wednesday	29/09/2022 Thursday	30/09/2022 Friday	01/10/2022 Saturday	02/10/2022 Sunday	03/10/2022 Monday	04/10/2022 Tuesday
0-30	133	219	166	108	44	208	114
31-45	1862	1917	1834	1412	1042	1784	1587
46-60	75	47	50	94	89	60	39
61-100	11	46	29	30	20	33	29
<b>TOTAL</b>	<b>2081</b>	<b>2229</b>	<b>2079</b>	<b>1644</b>	<b>1195</b>	<b>2085</b>	<b>1769</b>



# Stansted Mountfitchet ATC 03, B1051

Produced by Streetwise Services Ltd.

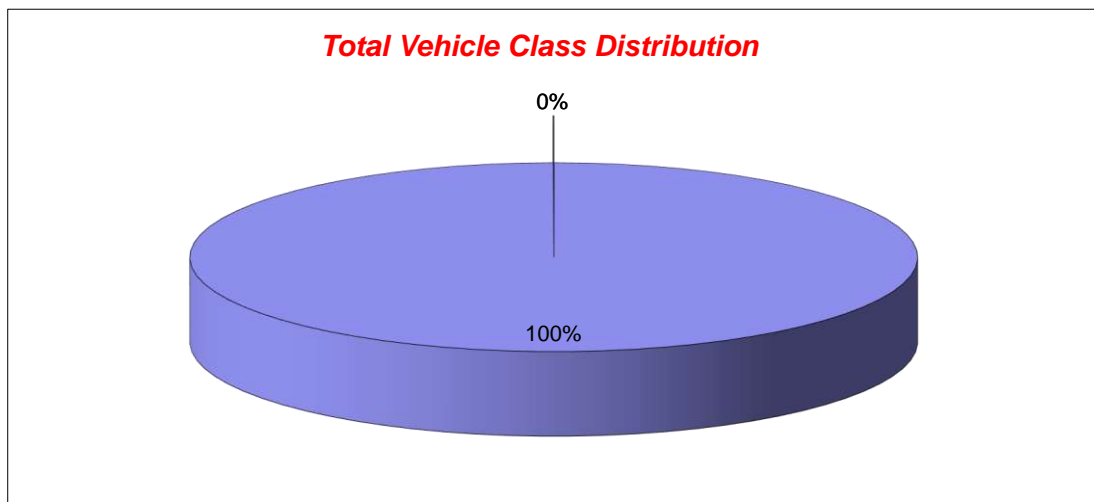


Channel 1 - Northbound

Vehicle Class

Week 2

Classes Day / Time	Car / LGV / Caravan - 1	OGV1 / Bus - 2,3,5,6,7,12	OGV2 - 4,8,9,10,11,13	TOTAL - 1-13
<b>28/09/2022</b>				
7-19	1782	0	1	1783
6-22	2017	0	1	2018
6-24	2040	0	1	2041
0-24	2080	0	1	2081
<b>29/09/2022</b>				
7-19	1924	0	0	1924
6-22	2178	0	0	2178
6-24	2201	0	0	2201
0-24	2229	0	0	2229
<b>30/09/2022</b>				
7-19	1805	0	1	1806
6-22	2016	0	1	2017
6-24	2042	0	1	2043
0-24	2078	0	1	2079
<b>01/10/2022</b>				
7-19	1340	0	0	1340
6-22	1547	0	0	1547
6-24	1615	0	0	1615
0-24	1644	0	0	1644
<b>02/10/2022</b>				
7-19	1003	0	1	1004
6-22	1137	0	1	1138
6-24	1154	0	1	1155
0-24	1194	0	1	1195
<b>03/10/2022</b>				
7-19	1833	0	1	1834
6-22	2038	0	1	2039
6-24	2054	0	1	2055
0-24	2084	0	1	2085
<b>04/10/2022</b>				
7-19	1492	0	0	1492
6-22	1700	0	0	1700
6-24	1726	0	0	1726
0-24	1769	0	0	1769
<b>Average</b>				
7-19	1597	0	1	1598
6-22	1805	0	1	1805
6-24	1833	0	1	1834
0-24	1868	0	1	1869





# Stansted Mountfitchet ATC 03, B1051

Produced by Streetwise Services Ltd.

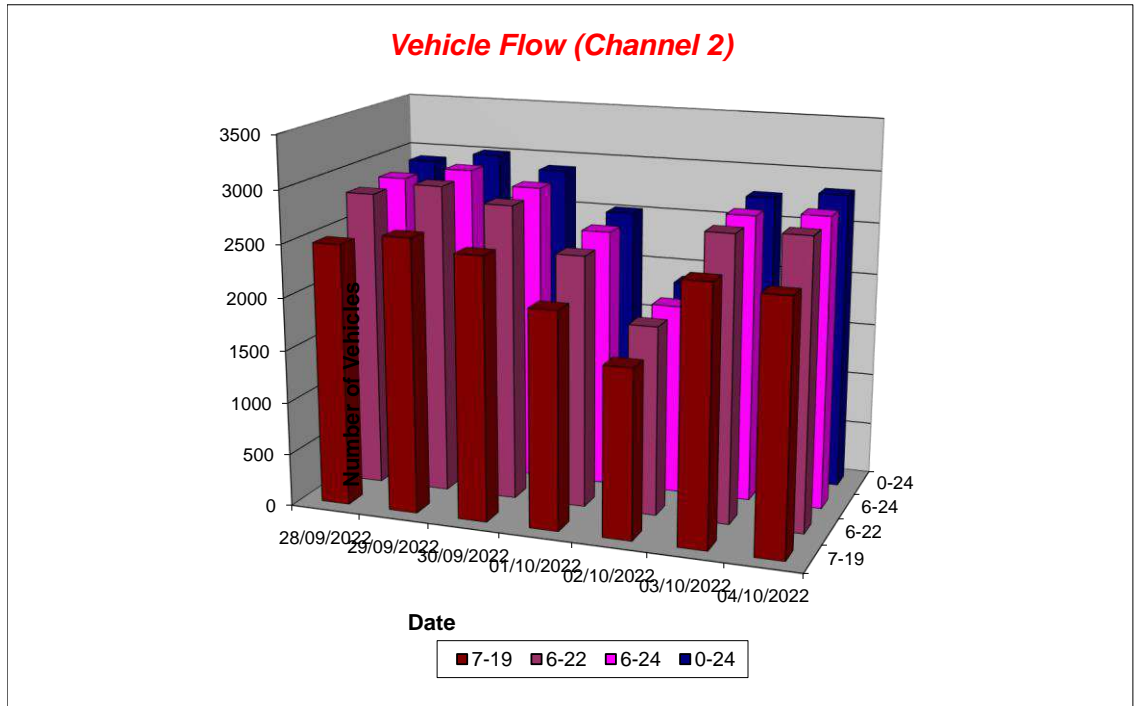


Channel 2 - Southbound

Vehicle Flow

Week 2

Hr Ending	28/09/2022 Wednesday	29/09/2022 Thursday	30/09/2022 Friday	01/10/2022 Saturday	02/10/2022 Sunday	03/10/2022 Monday	04/10/2022 Tuesday	5 Day Ave	7 Day Ave
1	3	7	0	15	33	1	6	3	9
2	2	1	3	10	4	3	8	3	4
3	0	0	0	1	1	3	3	1	1
4	5	4	3	4	9	0	0	2	4
5	8	12	11	4	3	6	9	9	8
6	36	8	27	10	4	24	40	27	21
7	65	68	106	28	16	67	87	79	62
8	205	204	192	85	38	165	230	199	160
9	235	305	227	148	69	257	246	254	212
10	209	248	253	211	142	210	198	224	210
11	237	198	201	211	133	255	185	215	203
12	207	202	173	191	156	204	146	186	183
13	188	183	198	188	213	210	155	187	191
14	185	204	196	137	211	208	170	193	187
15	198	184	222	180	165	183	205	198	191
16	195	194	227	132	128	222	228	213	189
17	191	221	203	134	113	181	208	201	179
18	251	267	219	218	121	187	218	228	212
19	188	190	181	222	115	147	177	177	174
20	151	140	120	140	83	97	132	128	123
21	81	88	49	96	60	62	97	75	76
22	41	48	44	75	36	50	55	48	50
23	17	21	31	48	8	18	26	23	24
24	12	10	8	33	13	6	11	9	13
7-19	2489	2600	2492	2057	1604	2429	2366	2475	2291
6-22	2827	2944	2811	2396	1799	2705	2737	2805	2603
6-24	2856	2975	2850	2477	1820	2729	2774	2837	2640
0-24	2910	3007	2894	2521	1874	2766	2840	2883	2687



# Stansted Mountfitchet ATC 03, B1051

Produced by Streetwise Services Ltd.



Channel 2 - Southbound

Average Speed

Week 2

Hr Ending	28/09/2022 Wednesday	29/09/2022 Thursday	30/09/2022 Friday	01/10/2022 Saturday	02/10/2022 Sunday	03/10/2022 Monday	04/10/2022 Tuesday
1	34.7	38.7	-	36.3	38.3	38.0	33.0
2	38.0	38.0	39.7	33.5	38.0	38.0	39.2
3	-	-	-	38.0	33.0	38.0	54.7
4	41.0	43.0	34.7	35.5	39.1	-	-
5	38.6	41.3	36.6	38.0	36.3	36.3	35.8
6	37.9	36.8	39.1	38.0	40.5	36.5	37.5
7	37.7	37.4	38.4	37.3	46.8	37.6	36.2
8	35.9	35.8	36.3	37.8	38.1	37.2	35.0
9	35.0	36.8	33.6	37.0	37.6	33.3	31.3
10	35.3	34.0	36.3	35.2	36.9	32.9	34.1
11	37.1	34.8	34.8	33.3	35.9	35.8	35.6
12	33.6	37.9	35.6	37.1	38.7	36.4	34.0
13	35.9	35.4	35.0	34.5	33.7	36.0	35.0
14	34.8	33.8	35.7	35.8	39.1	36.6	36.1
15	34.9	36.5	37.0	34.6	34.9	35.5	36.2
16	36.4	35.0	37.1	36.4	38.2	35.5	35.3
17	36.0	36.9	37.2	38.4	36.1	36.2	37.5
18	36.8	38.0	36.3	36.3	36.7	38.1	36.7
19	37.1	38.5	35.5	36.4	37.4	40.1	38.2
20	35.8	35.9	35.8	37.3	34.4	38.2	36.3
21	36.7	35.0	36.8	35.6	37.7	42.0	34.6
22	40.6	53.2	33.1	38.7	35.5	40.9	39.4
23	36.1	36.8	36.3	35.1	36.8	38.6	35.4
24	42.2	38.0	38.0	36.8	34.5	37.2	38.5

10-12	35.5	36.4	35.2	35.1	37.4	36.1	34.9
14-16	35.6	35.7	37.1	35.4	36.3	35.5	35.8
0-24	36.0	36.5	36.0	36.0	36.8	36.3	35.5

7 Day Ave 36.2

85th Percentile

Hr Ending	28/09/2022 Wednesday	29/09/2022 Thursday	30/09/2022 Friday	01/10/2022 Saturday	02/10/2022 Sunday	03/10/2022 Monday	04/10/2022 Tuesday
1	38.7	38.7	-	43.4	43.6	38.1	33.3
2	39.0	38.7	43.4	38.4	39.0	38.7	43.2
3	-	-	-	38.7	33.8	38.2	63.8
4	43.0	43.7	38.2	38.4	43.6	-	-
5	49.0	48.2	38.6	43.7	43.6	38.2	38.5
6	43.1	38.8	43.6	38.5	48.2	38.4	43.5
7	43.3	43.1	43.1	43.2	58.9	43.1	43.6
8	38.6	38.2	43.1	43.3	43.3	43.6	38.1
9	43.8	39.0	38.6	43.1	43.6	38.7	38.7
10	38.0	43.8	43.8	44.0	43.6	38.4	38.3
11	43.1	38.2	38.6	38.3	38.8	38.4	38.1
12	38.6	43.2	38.4	43.6	43.7	43.3	38.3
13	38.3	38.2	38.2	38.3	38.7	43.7	39.0
14	38.4	43.9	43.5	43.9	43.8	43.2	38.3
15	38.5	38.3	44.0	43.3	38.3	38.0	43.6
16	43.7	43.3	43.8	38.8	43.5	43.9	43.4
17	43.5	43.7	38.4	43.2	43.5	43.0	43.4
18	43.3	43.7	38.5	43.3	43.6	43.5	43.3
19	43.1	43.8	38.5	43.1	38.3	48.7	43.2
20	43.4	43.8	38.7	43.5	38.4	43.8	43.2
21	38.6	38.3	38.0	43.5	43.4	63.8	38.4
22	43.8	86.3	38.6	43.6	39.0	43.2	48.6
23	43.6	43.7	38.9	38.0	38.5	43.5	43.2
24	48.7	43.9	38.3	38.3	38.6	43.9	38.7

10-12	43.8	43.2	38.1	38.1	43.5	43.8	38.6
14-16	38.4	38.4	43.4	43.3	43.0	38.4	43.6
0-24	43.8	43.6	43.8	43.8	43.4	43.5	38.1

7 Day Ave 42.9

# Stansted Mountfichet ATC 03, B1051

Produced by Streetwise Services Ltd.

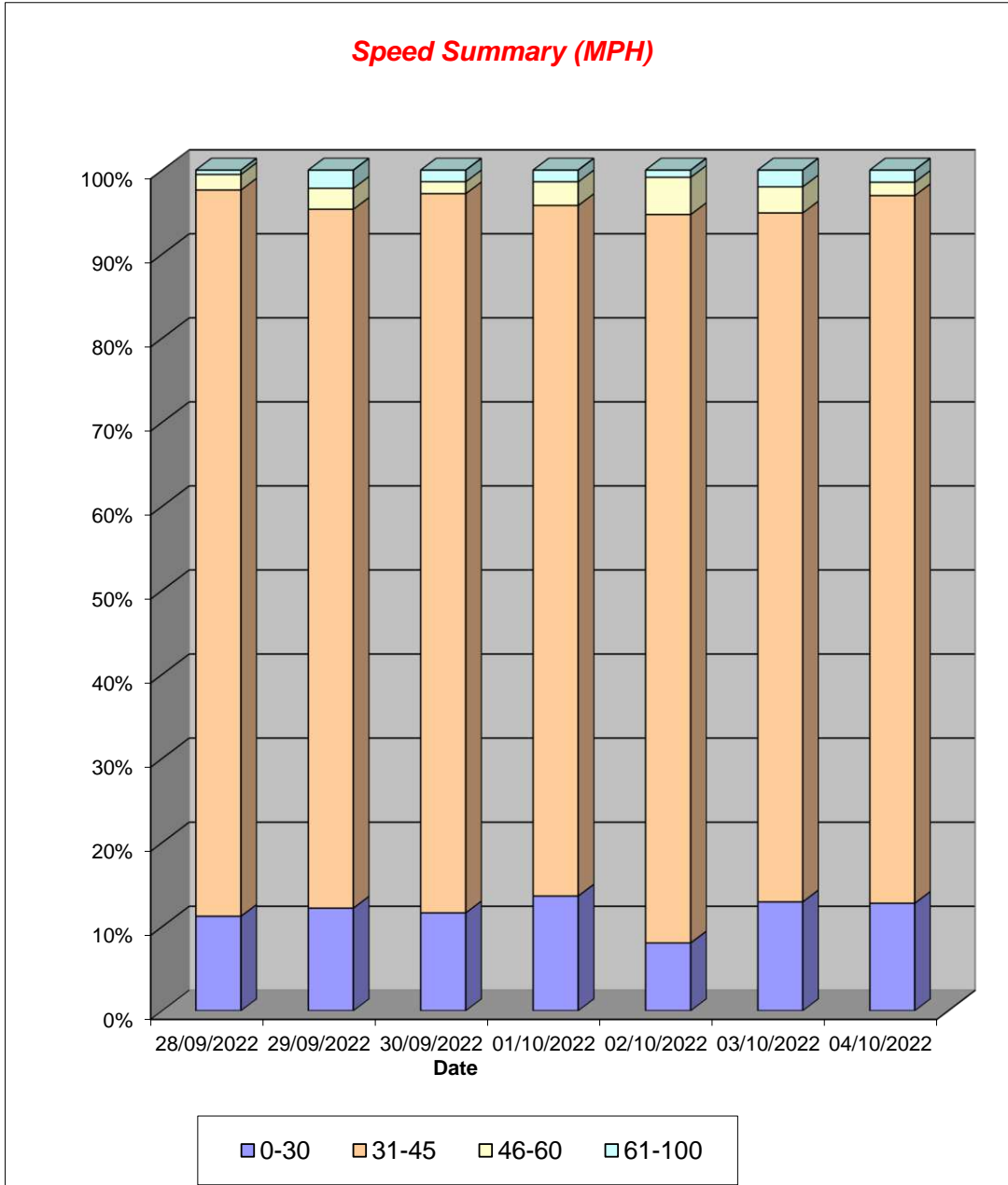


Channel 2 - Southbound

Speed Summary

Week 2

Speed (MPH)	28/09/2022 Wednesday	29/09/2022 Thursday	30/09/2022 Friday	01/10/2022 Saturday	02/10/2022 Sunday	03/10/2022 Monday	04/10/2022 Tuesday
0-30	327	367	337	344	151	358	363
31-45	2514	2500	2476	2071	1624	2267	2391
46-60	54	75	41	71	83	86	45
61-100	15	65	40	35	16	55	41
<b>TOTAL</b>	<b>2910</b>	<b>3007</b>	<b>2894</b>	<b>2521</b>	<b>1874</b>	<b>2766</b>	<b>2840</b>



# Stansted Mountfitchet ATC 03, B1051

Produced by Streetwise Services Ltd.

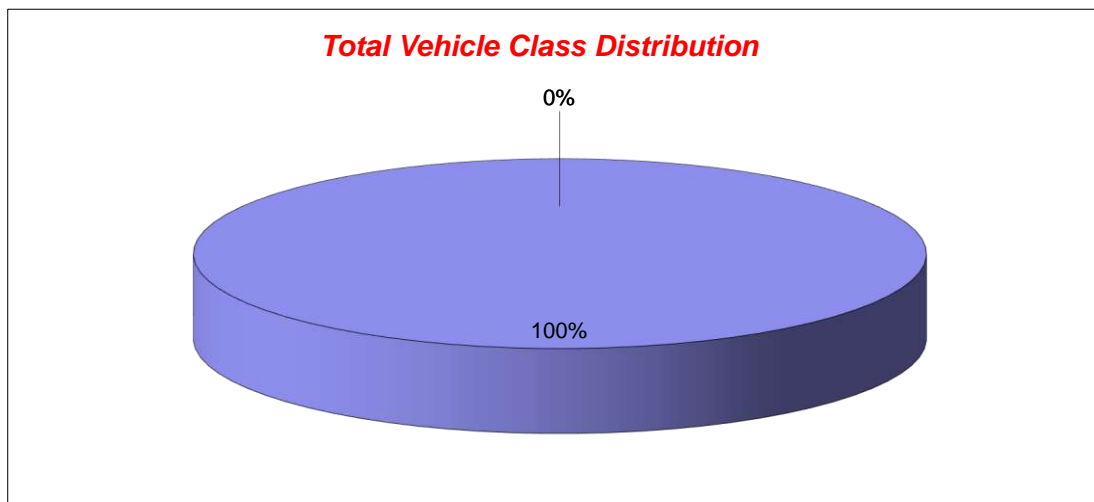



Channel 2 - Southbound

Vehicle Class

Week 2

Classes Day / Time	Car / LGV / Caravan - 1	OGV1 / Bus - 2,3,5,6,7,12	OGV2 - 4,8,9,10,11,13	TOTAL - 1-13
<b>28/09/2022</b>				
7-19	2489	0	0	2489
6-22	2827	0	0	2827
6-24	2856	0	0	2856
0-24	2910	0	0	2910
<b>29/09/2022</b>				
7-19	2600	0	0	2600
6-22	2944	0	0	2944
6-24	2975	0	0	2975
0-24	3007	0	0	3007
<b>30/09/2022</b>				
7-19	2492	0	0	2492
6-22	2811	0	0	2811
6-24	2850	0	0	2850
0-24	2894	0	0	2894
<b>01/10/2022</b>				
7-19	2057	0	0	2057
6-22	2396	0	0	2396
6-24	2477	0	0	2477
0-24	2521	0	0	2521
<b>02/10/2022</b>				
7-19	1604	0	0	1604
6-22	1799	0	0	1799
6-24	1820	0	0	1820
0-24	1874	0	0	1874
<b>03/10/2022</b>				
7-19	2429	0	0	2429
6-22	2705	0	0	2705
6-24	2729	0	0	2729
0-24	2766	0	0	2766
<b>04/10/2022</b>				
7-19	2366	0	0	2366
6-22	2737	0	0	2737
6-24	2774	0	0	2774
0-24	2840	0	0	2840
<b>Average</b>				
7-19	2291	0	0	2291
6-22	2603	0	0	2603
6-24	2640	0	0	2640
0-24	2687	0	0	2687





10318-4

# Stansted Mountfitchet ATC 04, Dairy Lane

Produced by Streetwise Services Ltd.

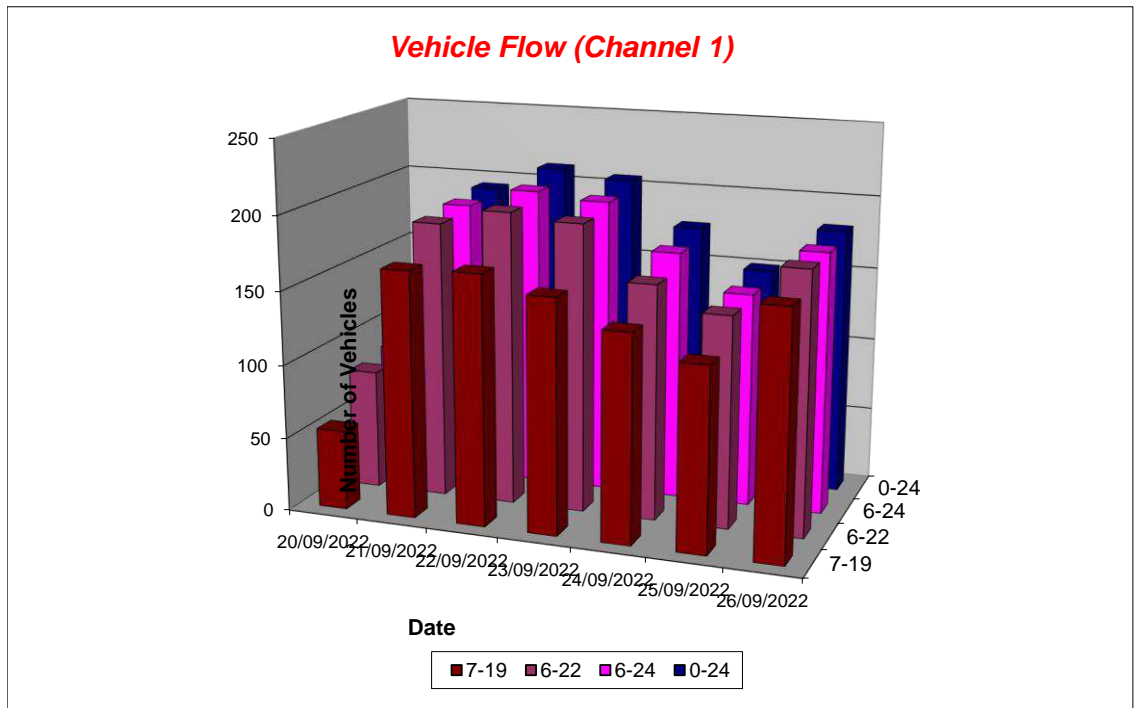


Channel 1 - Eastbound

Vehicle Flow

Week 1

Hr Ending	20/09/2022 Tuesday	21/09/2022 Wednesday	22/09/2022 Thursday	23/09/2022 Friday	24/09/2022 Saturday	25/09/2022 Sunday	26/09/2022 Monday	5 Day Ave	7 Day Ave
1	0	1	2	3	5	2	1	1	2
2	0	0	1	1	0	0	1	1	0
3	0	0	0	0	1	2	0	0	0
4	0	1	2	1	0	1	1	1	1
5	0	0	1	0	0	0	1	0	0
6	0	1	1	1	1	0	0	1	1
7	0	1	3	3	0	0	0	1	1
8	0	10	8	7	1	1	5	6	5
9	0	22	11	14	3	6	14	12	10
10	0	14	5	9	6	8	6	7	7
11	0	13	6	8	19	5	8	7	8
12	0	7	15	8	20	11	11	8	10
13	0	8	12	12	17	11	12	9	10
14	0	6	18	15	19	11	12	10	12
15	0	9	11	17	15	16	8	9	11
16	0	30	18	20	10	17	26	19	17
17	17	11	19	16	8	11	17	16	14
18	18	22	31	18	16	15	24	23	21
19	19	15	15	14	6	12	22	17	15
20	16	13	10	18	12	12	8	13	13
21	7	3	10	9	5	5	4	7	6
22	4	4	7	7	2	2	0	4	4
23	3	3	3	2	6	1	0	2	3
24	1	0	2	3	4	1	0	1	2
7-19	54	167	169	158	140	124	165	143	140
6-22	81	188	199	195	159	143	177	168	163
6-24	85	191	204	200	169	145	177	171	167
0-24	85	194	211	206	176	150	181	175	172



# Stansted Mountfitchet ATC 04, Dairy Lane

Produced by Streetwise Services Ltd.



Channel 1 - Eastbound

Average Speed

Week 1

Hr Ending	20/09/2022 Tuesday	21/09/2022 Wednesday	22/09/2022 Thursday	23/09/2022 Friday	24/09/2022 Saturday	25/09/2022 Sunday	26/09/2022 Monday
1	-	18.0	15.5	16.3	12.4	15.5	13.0
2	-	-	13.0	18.0	-	-	13.0
3	-	-	-	-	18.0	18.0	-
4	-	13.0	18.0	13.0	-	13.0	13.0
5	-	-	13.0	-	-	-	13.0
6	-	13.0	5.0	18.0	13.0	-	-
7	-	13.0	14.7	14.7	-	-	-
8	-	15.2	14.2	14.0	5.0	18.0	12.4
9	-	15.1	15.3	15.5	16.3	14.7	13.5
10	-	14.4	15.0	16.3	13.3	16.1	13.0
11	-	14.2	16.3	14.9	14.9	15.0	12.9
12	-	14.4	14.3	16.1	14.6	17.1	13.1
13	-	15.1	13.2	15.1	15.6	14.8	14.7
14	-	15.5	15.8	13.3	15.6	15.3	14.2
15	-	15.2	14.8	14.9	14.5	15.8	16.8
16	-	15.0	15.8	15.8	13.7	15.0	13.8
17	15.9	15.3	14.6	15.0	16.8	15.3	14.6
18	15.5	16.3	16.8	14.5	15.2	14.7	14.9
19	15.1	14.8	13.8	14.8	16.3	15.9	14.5
20	15.8	16.5	15.2	14.4	16.5	14.4	16.1
21	15.9	18.0	14.7	14.9	17.0	12.4	14.2
22	14.2	19.2	16.6	16.1	18.0	13.0	-
23	16.3	14.7	14.7	15.5	15.5	18.0	-
24	18.0	-	15.5	13.0	12.2	18.0	-
10-12	-	14.2	14.9	15.5	14.8	16.4	13.0
14-16	-	15.0	15.4	15.4	14.2	15.4	14.5
0-24	15.6	15.3	15.1	15.0	15.1	15.3	14.2

7 Day Ave 15.1

85th Percentile

Hr Ending	20/09/2022 Tuesday	21/09/2022 Wednesday	22/09/2022 Thursday	23/09/2022 Friday	24/09/2022 Saturday	25/09/2022 Sunday	26/09/2022 Monday
1	-	18.7	18.6	18.2	18.8	18.5	13.1
2	-	-	14.0	18.6	-	-	13.2
3	-	-	-	-	18.0	18.2	-
4	-	13.0	18.9	13.4	-	13.9	13.7
5	-	-	13.2	-	-	-	13.5
6	-	13.4	5.7	18.4	13.5	-	-
7	-	13.9	19.0	18.7	-	-	-
8	-	18.8	18.2	18.3	5.9	18.7	18.4
9	-	18.4	18.5	18.6	18.4	18.5	18.1
10	-	19.0	18.1	18.2	18.7	18.4	13.7
11	-	18.9	19.0	18.2	18.5	18.1	18.9
12	-	18.1	18.7	18.6	18.5	18.8	18.5
13	-	18.9	18.0	18.1	18.5	18.5	18.1
14	-	18.4	18.6	18.5	18.4	18.8	18.8
15	-	18.5	18.1	18.9	18.4	18.6	18.4
16	-	18.8	18.1	18.3	18.3	18.8	18.5
17	18.7	18.1	18.8	18.8	18.1	18.0	18.5
18	18.5	18.6	18.3	18.4	18.2	18.2	18.2
19	18.6	18.5	18.0	18.3	24.0	18.1	18.3
20	18.3	18.3	18.3	18.9	23.1	18.1	18.1
21	18.3	18.6	18.4	18.6	18.4	18.3	18.6
22	18.8	23.6	18.3	18.6	23.4	13.1	-
23	18.0	18.3	18.9	18.4	18.5	18.0	-
24	18.8	-	19.0	13.1	18.2	18.5	-
10-12	-	18.3	18.4	18.6	18.5	18.7	18.2
14-16	-	18.8	18.3	18.7	18.3	18.5	18.9
0-24	18.8	18.8	18.2	18.9	18.6	18.8	18.1

7 Day Ave 18.6

# Stansted Mountfitchet ATC 04, Dairy Lane

Produced by Streetwise Services Ltd.

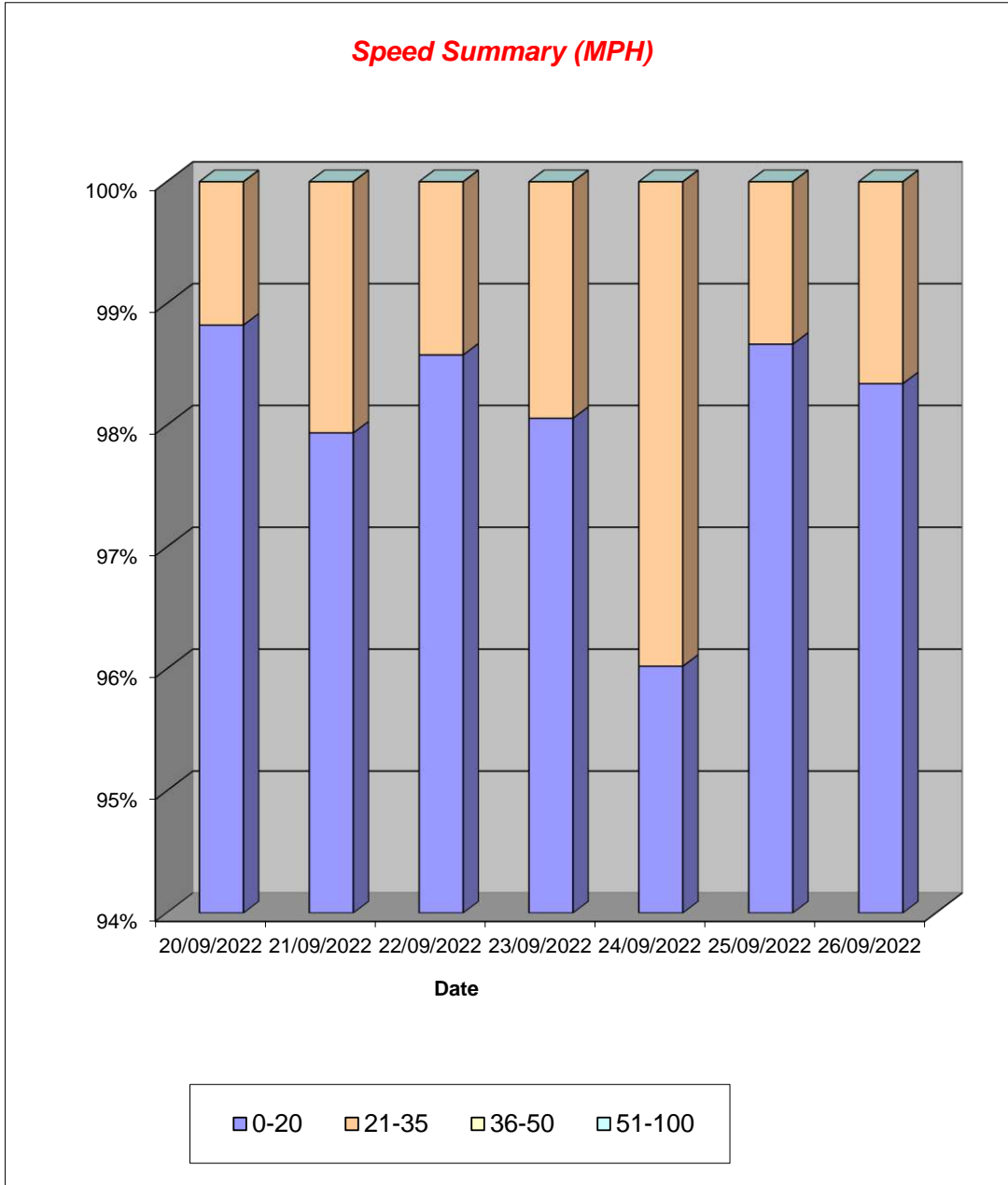


Channel 1 - Eastbound

Speed Summary

Week 1

Speed (MPH)	20/09/2022 Tuesday	21/09/2022 Wednesday	22/09/2022 Thursday	23/09/2022 Friday	24/09/2022 Saturday	25/09/2022 Sunday	26/09/2022 Monday
0-20	84	190	208	202	169	148	178
21-35	1	4	3	4	7	2	3
36-50	0	0	0	0	0	0	0
51-100	0	0	0	0	0	0	0
<b>TOTAL</b>	<b>85</b>	<b>194</b>	<b>211</b>	<b>206</b>	<b>176</b>	<b>150</b>	<b>181</b>





## Stansted Mountfitchet ATC 04, Dairy Lane

Produced by Streetwise Services Ltd.

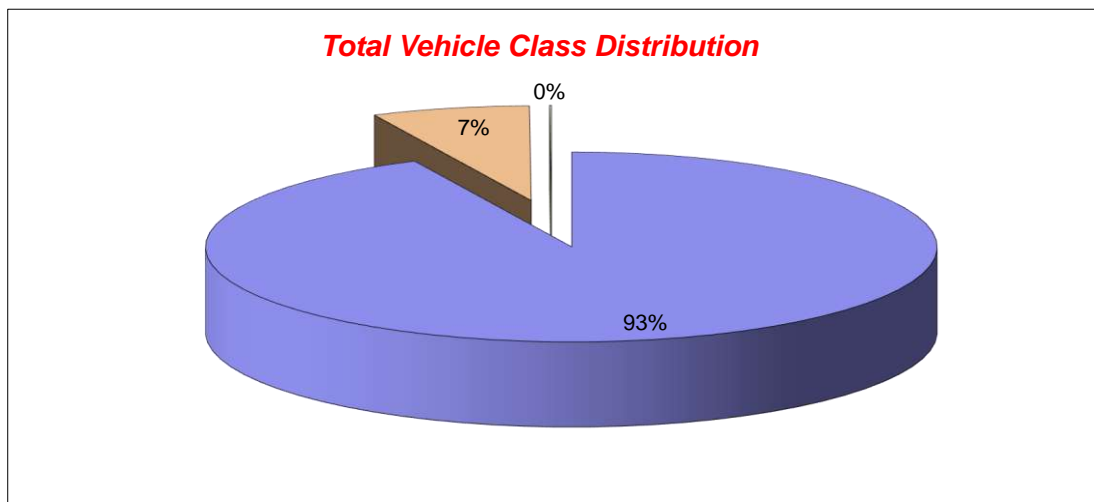


Channel 1 - Eastbound

Vehicle Class

Week 1

Classes Day / Time	Car / LGV / Caravan - 1	OGV1 / Bus - 2,3,5,6,7,12	OGV2 - 4,8,9,10,11,13	TOTAL - 1-13
<b>20/09/2022</b>				
7-19	54	0	0	54
6-22	80	1	0	81
6-24	84	1	0	85
0-24	84	1	0	85
<b>21/09/2022</b>				
7-19	152	15	0	167
6-22	173	15	0	188
6-24	176	15	0	191
0-24	179	15	0	194
<b>22/09/2022</b>				
7-19	159	10	0	169
6-22	189	10	0	199
6-24	194	10	0	204
0-24	200	11	0	211
<b>23/09/2022</b>				
7-19	144	13	1	158
6-22	179	15	1	195
6-24	184	15	1	200
0-24	189	16	1	206
<b>24/09/2022</b>				
7-19	133	7	0	140
6-22	152	7	0	159
6-24	162	7	0	169
0-24	168	8	0	176
<b>25/09/2022</b>				
7-19	118	6	0	124
6-22	137	6	0	143
6-24	139	6	0	145
0-24	142	8	0	150
<b>26/09/2022</b>				
7-19	141	24	0	165
6-22	153	24	0	177
6-24	153	24	0	177
0-24	156	25	0	181
<b>Average</b>				
7-19	129	11	0	140
6-22	152	11	0	163
6-24	156	11	0	167
0-24	160	12	0	172



# Stansted Mountfitchet ATC 04, Dairy Lane

Produced by Streetwise Services Ltd.

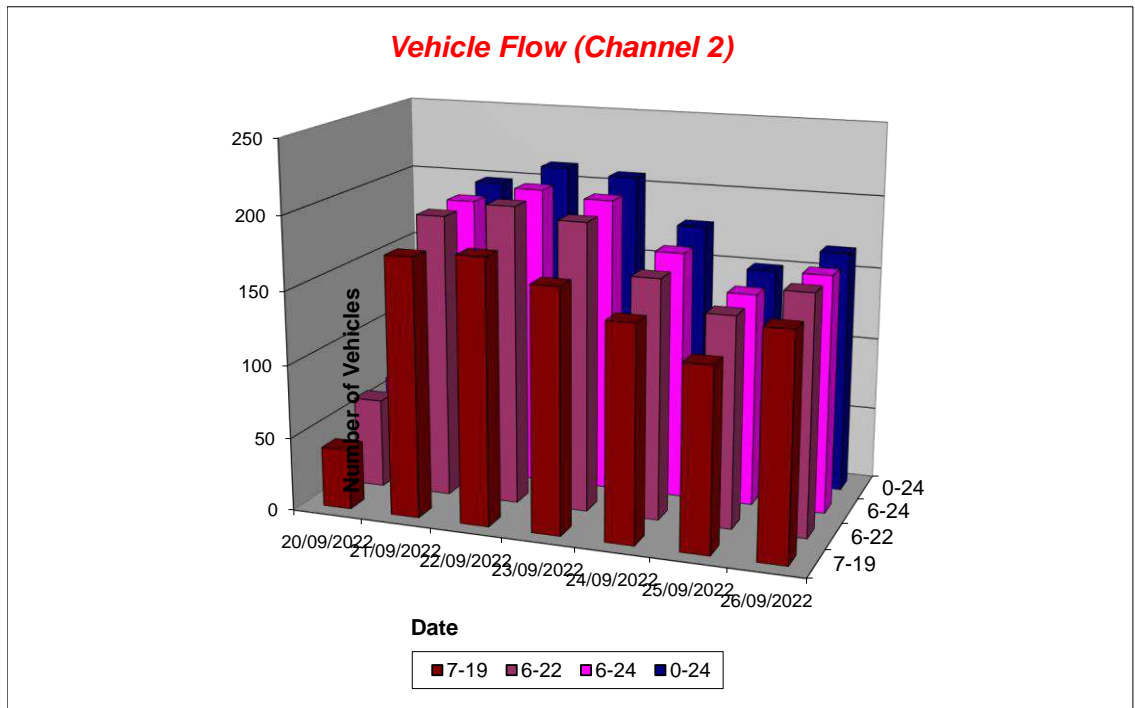


Channel 2 - Westbound

Vehicle Flow

Week 1

Hr Ending	20/09/2022 Tuesday	21/09/2022 Wednesday	22/09/2022 Thursday	23/09/2022 Friday	24/09/2022 Saturday	25/09/2022 Sunday	26/09/2022 Monday	5 Day Ave	7 Day Ave
1	0	1	2	1	5	1	1	1	2
2	0	0	0	1	0	0	1	0	0
3	0	0	0	0	1	2	0	0	0
4	0	0	1	1	0	0	1	1	0
5	0	1	0	0	0	0	0	0	0
6	0	2	4	4	2	2	1	2	2
7	0	4	4	3	0	1	3	3	2
8	0	23	22	19	4	2	21	17	13
9	0	32	24	26	3	10	25	21	17
10	0	11	10	13	16	14	6	8	10
11	0	12	4	12	22	14	9	7	10
12	0	7	16	7	15	10	8	8	9
13	0	10	4	15	13	8	9	8	8
14	0	5	15	14	16	10	9	9	10
15	0	12	16	16	13	14	15	12	12
16	0	21	10	12	18	10	11	11	12
17	11	16	19	8	10	11	14	14	13
18	16	17	22	11	9	4	17	17	14
19	14	10	18	12	7	17	7	12	12
20	15	9	9	16	12	10	6	11	11
21	4	2	8	6	3	5	2	4	4
22	1	2	2	6	2	3	0	2	2
23	1	1	1	1	4	1	0	1	1
24	0	0	1	4	2	1	0	1	1
7-19	41	176	180	165	146	124	151	143	140
6-22	61	193	203	196	163	143	162	163	160
6-24	62	194	205	201	169	145	162	165	163
0-24	62	198	212	208	177	150	166	169	168



# Stansted Mountfitchet ATC 04, Dairy Lane

Produced by Streetwise Services Ltd.



Channel 2 - Westbound

Average Speed

Week 1

Hr Ending	20/09/2022 Tuesday	21/09/2022 Wednesday	22/09/2022 Thursday	23/09/2022 Friday	24/09/2022 Saturday	25/09/2022 Sunday	26/09/2022 Monday
1	-	13.0	5.0	13.0	15.0	13.0	13.0
2	-	-	-	13.0	-	-	13.0
3	-	-	-	-	18.0	15.5	-
4	-	-	18.0	13.0	-	-	18.0
5	-	13.0	-	-	-	-	-
6	-	13.0	15.5	14.2	13.0	15.5	18.0
7	-	15.5	15.5	12.0	-	13.0	14.7
8	-	13.7	13.3	14.2	16.8	13.0	14.3
9	-	14.7	14.3	14.4	18.0	16.0	13.0
10	-	12.0	15.0	13.7	15.2	15.5	9.0
11	-	13.8	14.2	13.5	13.5	15.5	11.8
12	-	14.4	14.2	11.4	14.7	15.2	7.0
13	-	14.2	16.8	13.6	12.8	14.9	5.0
14	-	16.0	13.3	12.9	13.4	15.0	11.4
15	-	15.5	12.4	14.9	12.2	13.4	11.2
16	-	13.4	14.0	14.0	13.5	14.0	12.0
17	15.7	12.4	14.4	15.5	15.2	14.4	9.6
18	15.8	13.2	14.7	14.5	18.0	15.5	11.1
19	13.9	14.2	14.9	14.7	14.4	14.3	7.3
20	14.8	14.7	14.1	13.2	14.2	13.9	5.0
21	13.0	15.5	14.9	14.7	13.0	12.4	15.5
22	18.0	11.5	15.5	11.2	18.0	16.3	-
23	13.0	13.0	13.0	13.0	13.0	13.0	-
24	-	-	13.0	13.5	13.0	18.0	-

10-12	-	14.1	14.2	12.7	14.0	15.4	9.5
14-16	-	14.2	13.0	14.5	12.9	13.6	11.5
0-24	14.9	13.9	14.1	13.9	14.2	14.7	11.0

7 Day Ave 13.8

85th Percentile

Hr Ending	20/09/2022 Tuesday	21/09/2022 Wednesday	22/09/2022 Thursday	23/09/2022 Friday	24/09/2022 Saturday	25/09/2022 Sunday	26/09/2022 Monday
1	-	13.0	5.6	13.5	18.2	13.1	13.5
2	-	-	-	13.8	-	-	13.5
3	-	-	-	-	18.8	18.6	-
4	-	-	18.3	13.5	-	-	19.0
5	-	13.3	-	-	-	-	-
6	-	13.8	18.1	18.4	13.2	18.7	18.2
7	-	18.3	18.5	18.5	-	13.0	18.4
8	-	18.2	18.2	18.2	19.0	13.4	18.4
9	-	18.5	19.0	18.6	18.1	18.4	13.3
10	-	13.3	18.1	18.5	18.1	18.3	13.5
11	-	18.3	18.0	18.7	18.8	19.0	13.1
12	-	18.0	18.3	13.9	18.4	18.8	13.5
13	-	18.5	18.5	18.4	13.5	18.7	6.0
14	-	18.2	18.9	18.3	18.1	18.4	18.6
15	-	18.9	18.5	18.3	13.1	13.7	13.9
16	-	18.6	18.4	18.2	18.2	18.3	13.7
17	18.4	18.8	18.8	18.5	18.0	18.4	13.4
18	18.3	18.9	18.8	18.2	18.7	18.4	13.7
19	18.9	18.3	18.7	18.6	18.5	18.9	13.1
20	18.8	18.5	18.7	18.4	18.6	18.1	5.8
21	13.3	18.1	19.0	18.9	13.2	18.6	18.7
22	18.7	18.6	18.3	18.5	18.5	23.3	-
23	13.3	13.4	13.5	13.2	13.7	13.1	-
24	-	-	13.4	18.7	13.8	18.2	-

10-12	-	19.0	18.7	18.7	18.4	18.1	13.5
14-16	-	18.1	18.2	18.6	18.9	13.6	13.2
0-24	18.1	18.9	18.4	18.8	18.7	19.0	13.2

7 Day Ave 17.9

# Stansted Mountfitchet ATC 04, Dairy Lane

Produced by Streetwise Services Ltd.

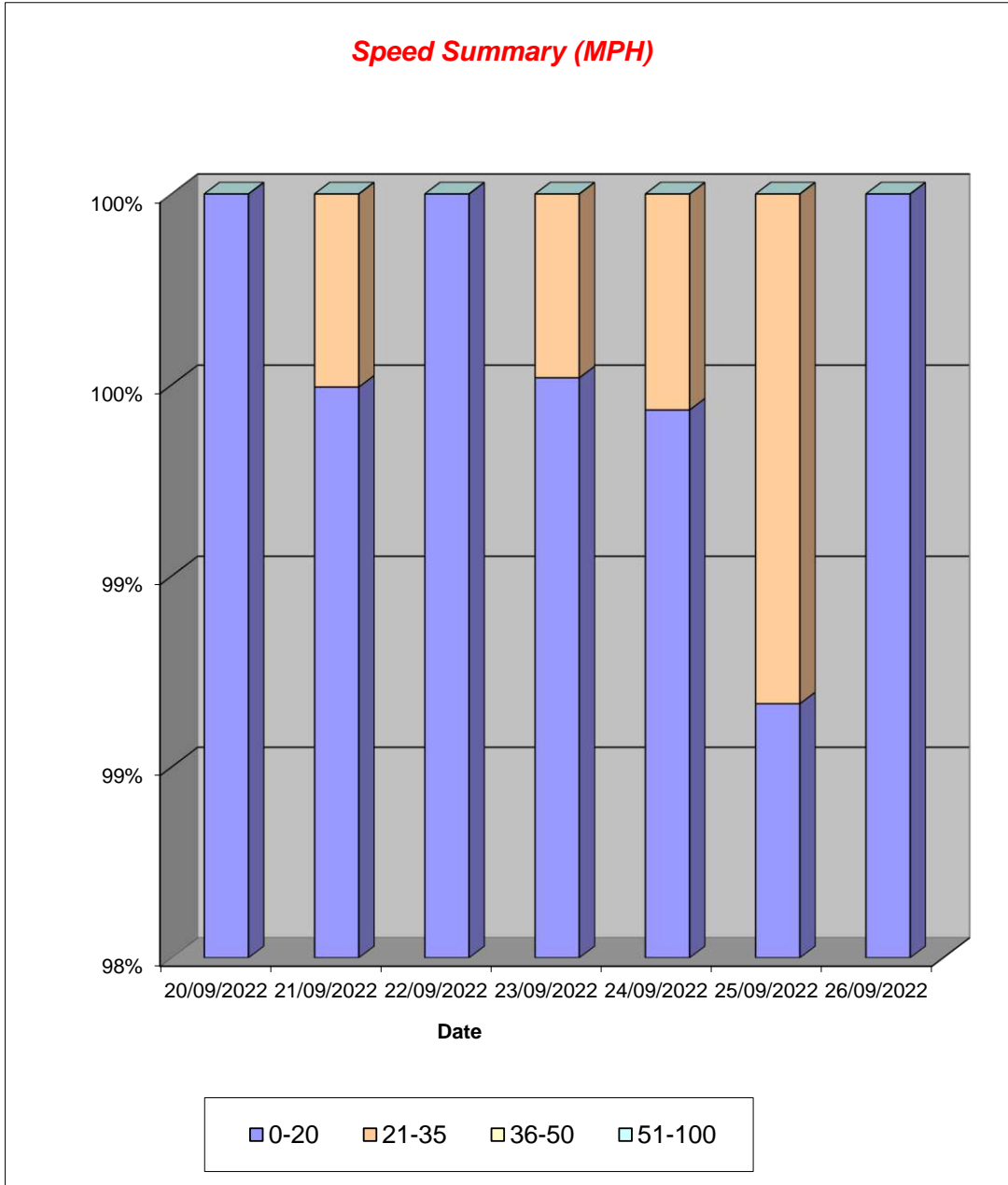


Channel 2 - Westbound

Speed Summary

Week 1

Speed (MPH)	20/09/2022 Tuesday	21/09/2022 Wednesday	22/09/2022 Thursday	23/09/2022 Friday	24/09/2022 Saturday	25/09/2022 Sunday	26/09/2022 Monday
0-20	62	197	212	207	176	148	166
21-35	0	1	0	1	1	2	0
36-50	0	0	0	0	0	0	0
51-100	0	0	0	0	0	0	0
<b>TOTAL</b>	<b>62</b>	<b>198</b>	<b>212</b>	<b>208</b>	<b>177</b>	<b>150</b>	<b>166</b>



## Stansted Mountfitchet ATC 04, Dairy Lane

Produced by Streetwise Services Ltd.

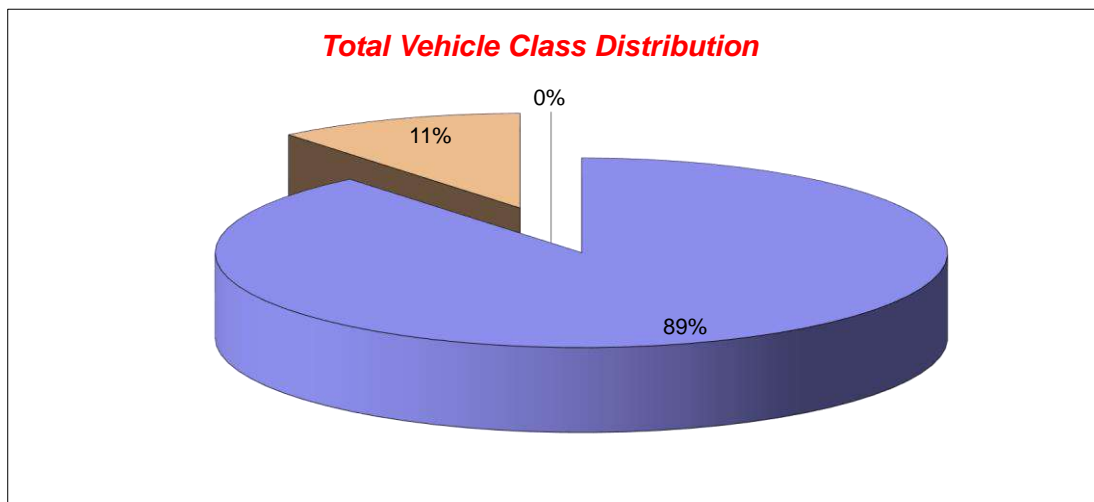


Channel 2 - Westbound

Vehicle Class

Week 1

Classes Day / Time	Car / LGV / Caravan - 1	OGV1 / Bus - 2,3,5,6,7,12	OGV2 - 4,8,9,10,11,13	TOTAL - 1-13
20/09/2022				
7-19	40	1	0	41
6-22	59	2	0	61
6-24	60	2	0	62
0-24	60	2	0	62
21/09/2022				
7-19	150	26	0	176
6-22	166	27	0	193
6-24	167	27	0	194
0-24	170	28	0	198
22/09/2022				
7-19	159	21	0	180
6-22	182	21	0	203
6-24	184	21	0	205
0-24	189	23	0	212
23/09/2022				
7-19	138	27	0	165
6-22	165	31	0	196
6-24	169	32	0	201
0-24	174	34	0	208
24/09/2022				
7-19	132	14	0	146
6-22	148	15	0	163
6-24	153	16	0	169
0-24	160	17	0	177
25/09/2022				
7-19	112	12	0	124
6-22	130	13	0	143
6-24	132	13	0	145
0-24	135	15	0	150
26/09/2022				
7-19	143	8	0	151
6-22	154	8	0	162
6-24	154	8	0	162
0-24	157	9	0	166
Average				
7-19	125	16	0	140
6-22	143	17	0	160
6-24	146	17	0	163
0-24	149	18	0	168





10318-5

# Stansted Mountfitchet ATC 05, Church Road

Produced by Streetwise Services Ltd.

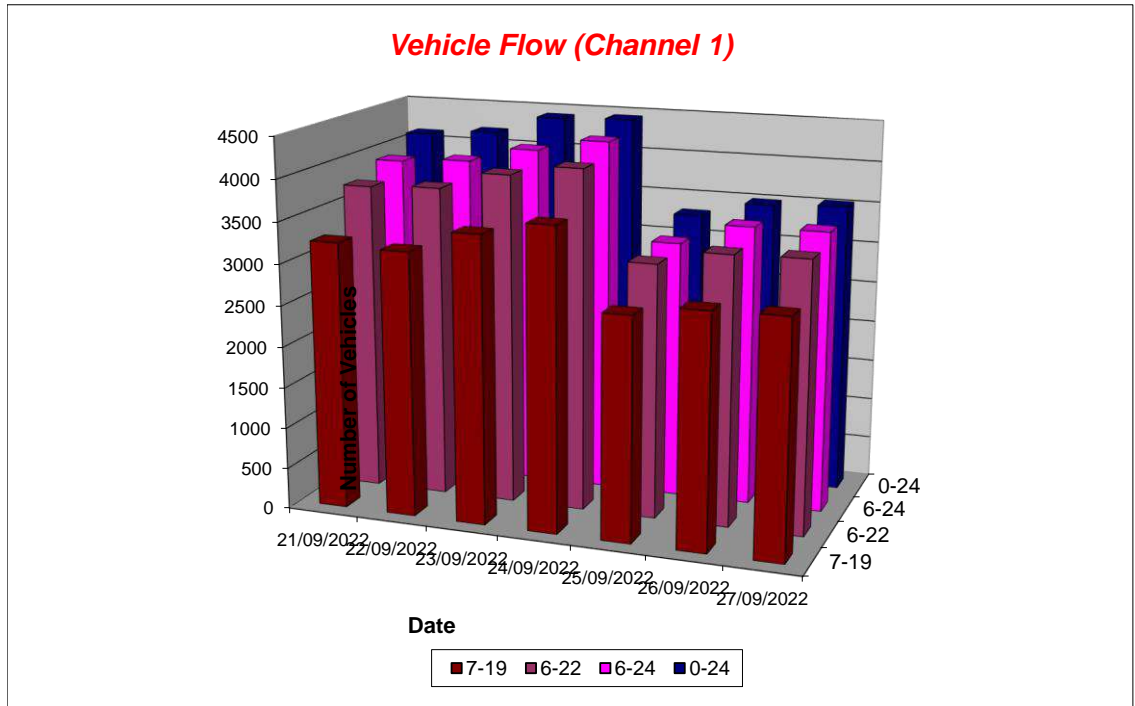


Channel 1 - Northbound

Vehicle Flow

Week 1

Hr Ending	21/09/2022 Wednesday	22/09/2022 Thursday	23/09/2022 Friday	24/09/2022 Saturday	25/09/2022 Sunday	26/09/2022 Monday	27/09/2022 Tuesday	5 Day Ave	7 Day Ave
1	74	72	80	43	48	13	21	52	50
2	48	37	52	30	35	12	28	35	35
3	17	29	29	15	23	9	14	20	19
4	15	26	34	13	19	11	16	20	19
5	15	16	20	11	17	17	13	16	16
6	35	39	47	24	24	31	35	37	34
7	94	68	72	49	39	66	70	74	65
8	308	276	243	134	71	269	264	272	224
9	391	363	379	190	122	353	350	367	307
10	210	238	201	306	167	214	174	207	216
11	183	153	187	347	235	141	149	163	199
12	188	161	189	388	315	148	128	163	217
13	192	212	247	420	355	155	171	195	250
14	209	243	311	347	286	157	172	218	246
15	246	195	313	334	301	181	204	228	253
16	286	297	351	291	239	263	274	294	286
17	298	348	384	310	207	280	304	323	304
18	408	402	393	326	206	374	386	393	356
19	326	317	277	251	188	285	263	294	272
20	215	224	226	211	164	201	174	208	202
21	120	160	135	127	112	96	109	124	123
22	77	130	94	100	72	75	85	92	90
23	101	95	76	93	41	91	77	88	82
24	64	86	74	80	16	51	50	65	60
7-19	3245	3205	3475	3644	2692	2820	2839	3117	3131
6-22	3751	3787	4002	4131	3079	3258	3277	3615	3612
6-24	3916	3968	4152	4304	3136	3400	3404	3768	3754
0-24	4120	4187	4414	4440	3302	3493	3531	3949	3927



# Stansted Mountfitchet ATC 05, Church Road

Produced by Streetwise Services Ltd.



Channel 1 - Northbound

Average Speed

Week 1

Hr Ending	21/09/2022 Wednesday	22/09/2022 Thursday	23/09/2022 Friday	24/09/2022 Saturday	25/09/2022 Sunday	26/09/2022 Monday	27/09/2022 Tuesday
1	32.9	33.6	32.8	34.3	33.2	34.5	21.4
2	34.2	31.4	31.4	33.0	33.9	32.6	21.9
3	33.9	36.1	34.3	34.0	33.9	34.1	26.9
4	33.3	33.2	33.4	35.3	35.1	31.6	23.9
5	32.7	34.7	30.2	35.3	36.8	30.4	21.1
6	33.1	34.3	33.1	34.7	33.6	31.9	20.0
7	33.4	33.3	31.3	34.2	31.6	31.5	18.9
8	28.0	30.4	30.0	32.5	33.2	22.5	18.1
9	28.5	30.2	27.8	31.7	31.9	18.6	18.8
10	29.5	29.0	29.9	30.7	30.8	16.5	16.7
11	29.2	28.9	29.5	30.4	29.9	16.9	19.3
12	29.8	30.5	30.1	28.9	30.2	15.9	16.9
13	30.4	28.8	30.1	29.5	29.9	16.5	17.4
14	29.3	29.1	28.2	29.2	30.0	15.8	16.8
15	29.2	29.5	29.4	29.6	30.0	17.6	17.9
16	29.6	28.7	28.4	30.1	30.5	17.0	17.6
17	30.2	29.7	29.5	30.1	30.6	18.3	18.5
18	29.7	30.0	29.6	30.1	31.8	19.3	19.0
19	30.2	30.0	31.3	30.9	30.4	17.9	17.1
20	30.3	29.8	29.9	30.1	30.4	17.4	17.0
21	30.4	30.3	31.2	31.3	30.7	17.5	18.8
22	32.9	30.0	31.7	30.2	30.8	15.8	17.9
23	31.8	33.7	30.8	31.7	32.4	19.7	19.1
24	34.2	33.6	32.4	32.1	31.8	19.7	20.4

10-12	29.5	29.7	29.8	29.6	30.1	16.4	18.2
14-16	29.4	29.1	28.8	29.8	30.2	17.2	17.7
0-24	30.0	30.1	29.8	30.4	30.7	18.7	18.2

7 Day Ave 26.8

85th Percentile

Hr Ending	21/09/2022 Wednesday	22/09/2022 Thursday	23/09/2022 Friday	24/09/2022 Saturday	25/09/2022 Sunday	26/09/2022 Monday	27/09/2022 Tuesday
1	38.7	38.6	39.0	38.7	38.9	43.7	38.2
2	43.5	38.3	38.4	38.9	43.7	38.9	38.5
3	38.6	43.3	43.3	38.8	38.5	38.5	38.3
4	43.3	38.8	38.2	43.0	38.4	38.1	33.3
5	38.3	38.8	38.2	43.5	48.1	38.8	28.0
6	38.8	38.6	38.6	43.9	38.8	38.4	28.5
7	38.0	39.0	38.4	43.4	38.5	38.5	28.2
8	33.8	33.9	33.4	38.7	43.8	28.5	23.9
9	33.8	33.2	33.7	33.5	38.6	28.2	23.6
10	33.7	33.7	33.3	38.5	38.8	23.3	23.8
11	33.0	34.0	33.6	33.5	33.0	23.1	28.9
12	33.4	33.2	33.2	33.4	33.2	18.6	23.3
13	33.9	33.5	33.2	33.4	33.1	23.2	23.5
14	33.8	33.1	33.6	33.3	33.1	23.9	23.1
15	33.4	34.0	33.1	33.1	33.3	23.1	23.6
16	34.0	33.7	33.5	33.2	33.1	23.4	23.4
17	33.9	33.0	33.9	34.0	33.0	23.3	24.0
18	33.1	33.6	33.3	33.1	38.5	23.9	23.1
19	33.9	33.1	38.8	38.4	38.7	23.8	23.9
20	33.4	33.1	33.4	33.4	38.5	23.3	23.6
21	33.5	33.8	38.3	38.5	38.8	23.7	28.3
22	38.8	33.3	33.9	38.2	38.1	23.3	28.1
23	38.1	38.0	33.6	38.5	38.2	28.1	28.5
24	43.6	38.3	38.6	38.3	38.7	28.0	28.2

10-12	33.5	33.4	33.4	33.6	33.5	23.3	29.0
14-16	33.3	33.3	33.1	33.5	33.4	23.8	23.1
0-24	33.6	33.9	33.6	33.2	33.1	23.3	23.0

7 Day Ave 30.5



# Stansted Mountfitchet ATC 05, Church Road

Produced by Streetwise Services Ltd.

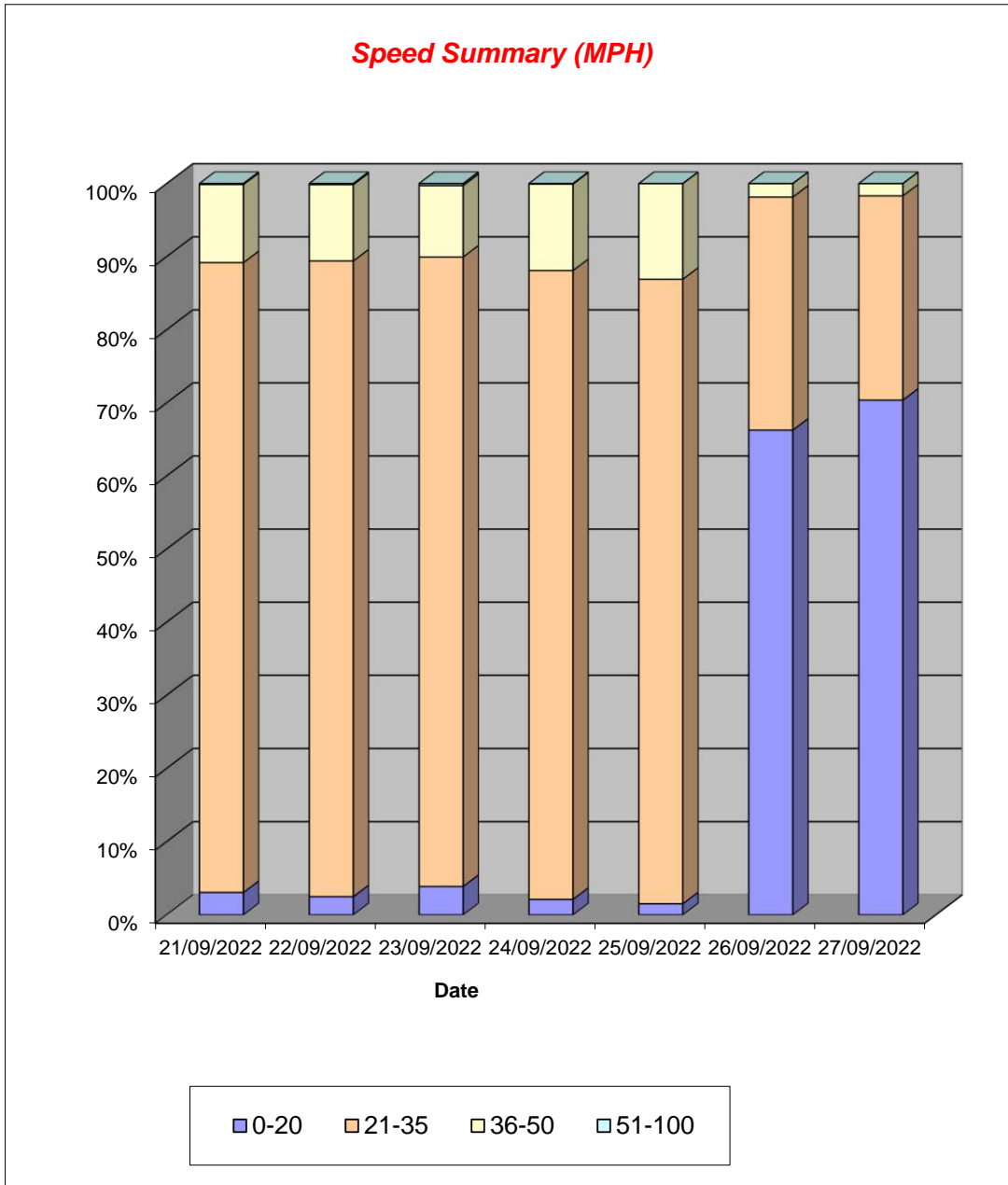


Channel 1 - Northbound

Speed Summary

Week 1

Speed (MPH)	21/09/2022 Wednesday	22/09/2022 Thursday	23/09/2022 Friday	24/09/2022 Saturday	25/09/2022 Sunday	26/09/2022 Monday	27/09/2022 Tuesday
0-20	126	104	171	94	50	2315	2485
21-35	3549	3640	3800	3818	2820	1114	987
36-50	440	437	431	525	432	64	59
51-100	5	6	12	3	0	0	0
<b>TOTAL</b>	<b>4120</b>	<b>4187</b>	<b>4414</b>	<b>4440</b>	<b>3302</b>	<b>3493</b>	<b>3531</b>



## Stansted Mountfitchet ATC 05, Church Road

Produced by Streetwise Services Ltd.

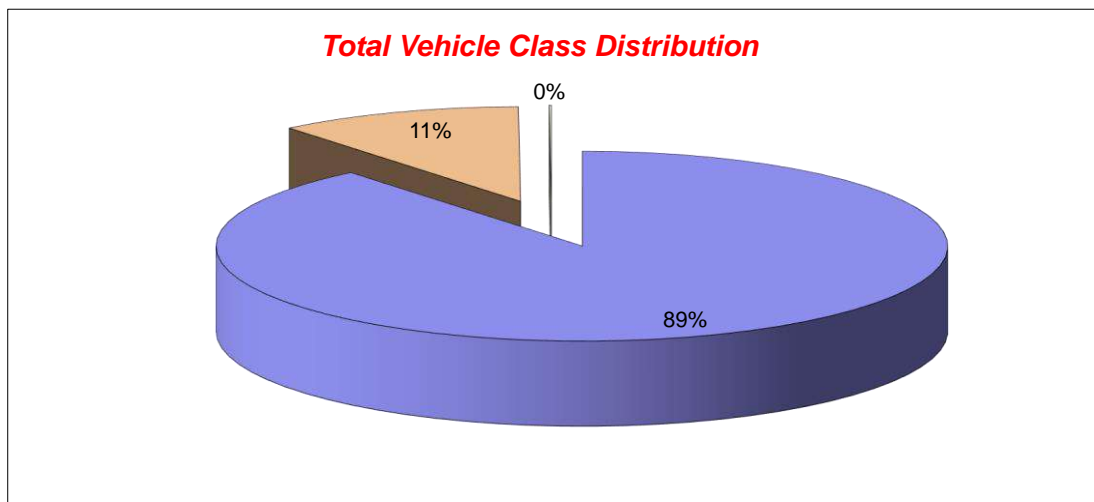


Channel 1 - Northbound

Vehicle Class

Week 1

Classes Day / Time	Car / LGV / Caravan - 1	OGV1 / Bus - 2,3,5,6,7,12	OGV2 - 4,8,9,10,11,13	TOTAL - 1-13
21/09/2022				
7-19	2749	492	4	3245
6-22	3206	541	4	3751
6-24	3360	552	4	3916
0-24	3533	582	5	4120
22/09/2022				
7-19	2737	465	3	3205
6-22	3268	516	3	3787
6-24	3435	530	3	3968
0-24	3619	565	3	4187
23/09/2022				
7-19	3031	441	3	3475
6-22	3506	493	3	4002
6-24	3649	500	3	4152
0-24	3880	530	4	4414
24/09/2022				
7-19	3303	340	1	3644
6-22	3748	382	1	4131
6-24	3910	393	1	4304
0-24	4032	407	1	4440
25/09/2022				
7-19	2475	216	1	2692
6-22	2833	244	2	3079
6-24	2888	246	2	3136
0-24	3040	260	2	3302
26/09/2022				
7-19	2526	289	5	2820
6-22	2928	324	6	3258
6-24	3063	331	6	3400
0-24	3142	345	6	3493
27/09/2022				
7-19	2590	243	6	2839
6-22	3006	264	7	3277
6-24	3128	269	7	3404
0-24	3243	281	7	3531
Average				
7-19	2773	355	3	3131
6-22	3214	395	4	3612
6-24	3348	403	4	3754
0-24	3498	424	4	3927



# Stansted Mountfitchet ATC 05, Church Road

Produced by Streetwise Services Ltd.

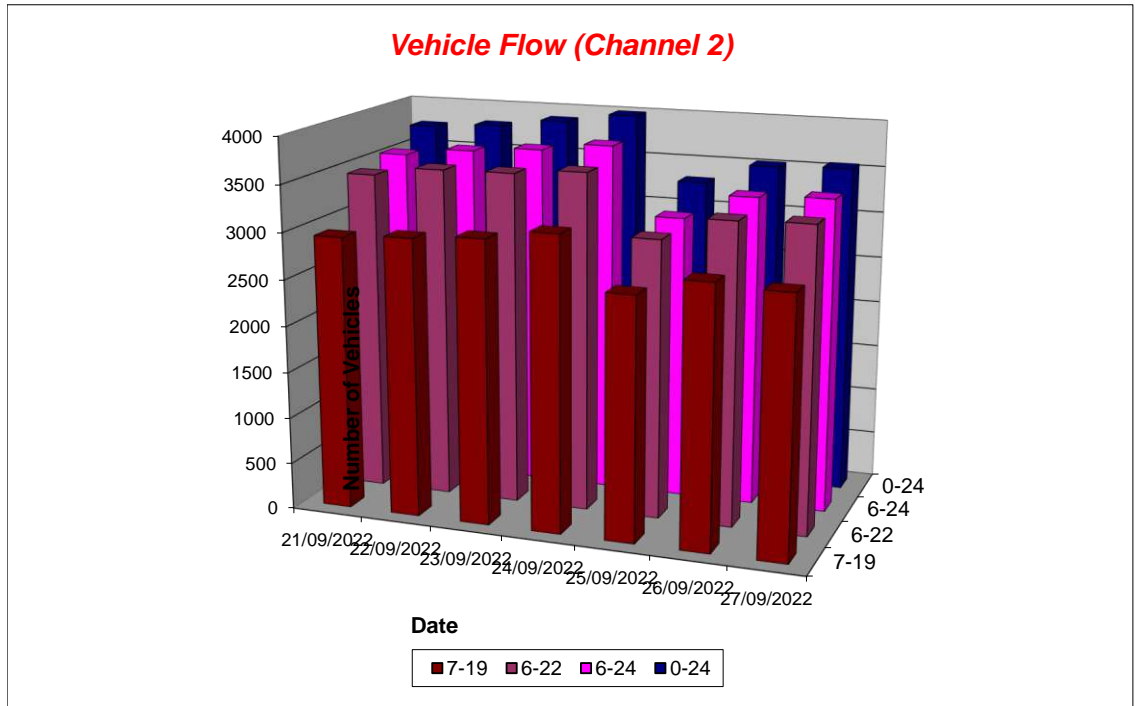


Channel 2 - Southbound

Vehicle Flow

Week 1

Hr Ending	21/09/2022 Wednesday	22/09/2022 Thursday	23/09/2022 Friday	24/09/2022 Saturday	25/09/2022 Sunday	26/09/2022 Monday	27/09/2022 Tuesday	5 Day Ave	7 Day Ave
1	15	11	22	48	63	16	23	17	28
2	18	8	21	34	36	13	7	13	20
3	13	13	16	19	23	12	18	14	16
4	21	25	21	27	39	26	12	21	24
5	34	31	43	30	33	31	38	35	34
6	98	70	70	50	47	89	81	82	72
7	162	145	138	79	41	142	156	149	123
8	298	291	243	112	72	317	308	291	234
9	382	359	327	207	122	391	405	373	313
10	238	218	206	252	218	238	190	218	223
11	156	180	199	303	262	169	165	174	205
12	192	188	191	327	257	171	162	181	213
13	208	189	222	303	311	164	187	194	226
14	164	219	238	271	249	187	173	196	214
15	194	223	265	262	279	151	191	205	224
16	261	261	305	242	202	236	238	260	249
17	313	277	304	325	220	305	257	291	286
18	322	324	337	319	198	278	281	308	294
19	213	260	205	229	209	185	199	212	214
20	177	213	199	184	158	157	162	182	179
21	101	147	110	128	113	85	119	112	115
22	79	67	84	89	81	64	70	73	76
23	55	43	72	88	49	60	60	58	61
24	38	35	50	62	17	34	47	41	40
7-19	2941	2989	3042	3152	2599	2792	2756	2904	2896
6-22	3460	3561	3573	3632	2992	3240	3263	3419	3389
6-24	3553	3639	3695	3782	3058	3334	3370	3518	3490
0-24	3752	3797	3888	3990	3299	3521	3549	3701	3685



# Stansted Mountfitchet ATC 05, Church Road

Produced by Streetwise Services Ltd.



Channel 2 - Southbound

Average Speed

Week 1

Hr Ending	21/09/2022 Wednesday	22/09/2022 Thursday	23/09/2022 Friday	24/09/2022 Saturday	25/09/2022 Sunday	26/09/2022 Monday	27/09/2022 Tuesday
1	31.7	32.1	33.0	33.2	31.4	33.5	29.1
2	32.2	31.8	32.8	32.4	32.6	29.9	33.0
3	34.9	35.7	34.6	31.7	32.8	33.0	30.2
4	33.0	32.0	32.3	33.0	32.5	32.5	33.0
5	34.0	34.8	33.2	35.3	31.9	32.8	30.6
6	33.4	34.9	32.9	34.0	33.6	33.0	30.8
7	33.4	33.8	32.6	33.7	33.9	32.7	30.3
8	27.7	31.0	30.5	32.5	33.3	27.2	25.8
9	28.7	29.7	28.1	31.6	32.8	24.2	23.1
10	29.7	29.8	29.1	29.8	31.5	24.9	26.9
11	29.5	30.1	29.6	29.6	30.0	26.2	27.1
12	30.0	29.8	29.5	29.8	31.0	26.3	25.6
13	29.6	29.3	30.0	30.4	29.8	26.8	26.6
14	30.2	29.5	29.0	29.9	29.7	25.5	26.2
15	29.9	29.7	30.1	29.5	28.9	27.1	25.7
16	29.0	29.2	28.9	30.2	30.2	24.8	25.7
17	29.3	29.9	30.0	29.2	30.0	25.3	24.5
18	29.4	30.0	30.3	30.6	31.3	23.4	25.1
19	29.9	29.9	31.3	31.1	29.9	25.1	25.3
20	30.4	29.0	29.5	29.8	29.4	25.0	27.1
21	29.9	29.6	30.2	30.4	29.9	27.4	26.7
22	30.3	30.1	29.6	30.9	29.9	26.9	28.6
23	30.2	30.9	31.1	30.8	30.4	26.8	27.9
24	30.2	29.6	31.4	30.7	31.8	27.0	29.0

10-12	29.8	29.9	29.6	29.7	30.5	26.3	26.4
14-16	29.4	29.4	29.4	29.8	29.5	25.7	25.7
0-24	29.8	30.1	30.0	30.4	30.5	26.2	26.1

7 Day Ave 29.0

85th Percentile

Hr Ending	21/09/2022 Wednesday	22/09/2022 Thursday	23/09/2022 Friday	24/09/2022 Saturday	25/09/2022 Sunday	26/09/2022 Monday	27/09/2022 Tuesday
1	38.3	43.3	38.7	38.6	38.2	38.6	38.8
2	38.5	38.3	38.5	38.3	38.2	38.8	38.3
3	43.9	43.2	38.6	38.1	38.3	38.5	38.7
4	43.5	33.5	43.2	38.2	38.8	43.2	38.4
5	38.4	43.2	38.5	38.1	38.1	38.9	33.8
6	38.8	43.6	38.7	38.4	38.5	38.4	38.7
7	38.8	38.4	38.8	39.0	43.8	38.3	38.4
8	33.7	38.9	38.4	38.5	38.8	33.8	33.1
9	33.7	33.5	33.9	38.5	38.3	28.2	28.4
10	34.0	33.2	33.7	34.0	39.0	28.4	33.3
11	33.3	33.7	33.1	33.2	33.8	28.2	33.7
12	33.5	33.7	33.6	33.4	38.7	33.9	28.3
13	33.4	33.6	33.7	38.4	33.9	33.6	33.8
14	38.7	33.8	33.0	33.3	33.9	28.4	33.2
15	33.2	33.2	33.4	33.5	33.4	33.4	28.6
16	33.4	33.8	33.4	38.1	38.1	28.9	29.0
17	33.5	33.2	33.3	33.5	34.0	28.6	28.2
18	33.8	34.0	34.0	34.0	38.8	28.9	28.9
19	33.5	33.1	38.8	38.6	33.7	28.5	28.1
20	38.4	33.1	33.7	33.9	38.4	28.3	34.0
21	38.5	33.8	33.4	38.7	33.0	33.9	33.6
22	38.2	38.4	33.7	33.4	33.2	33.3	33.6
23	33.6	38.5	33.3	33.7	33.2	33.3	33.9
24	38.5	38.1	38.4	38.1	38.5	33.2	33.6

10-12	33.7	33.1	33.4	33.8	38.4	33.3	28.2
14-16	33.9	33.2	33.9	38.7	33.1	28.0	28.9
0-24	38.4	33.0	33.1	33.5	33.3	33.7	33.1

7 Day Ave 34.0

# Stansted Mountfitchet ATC 05, Church Road

Produced by Streetwise Services Ltd.

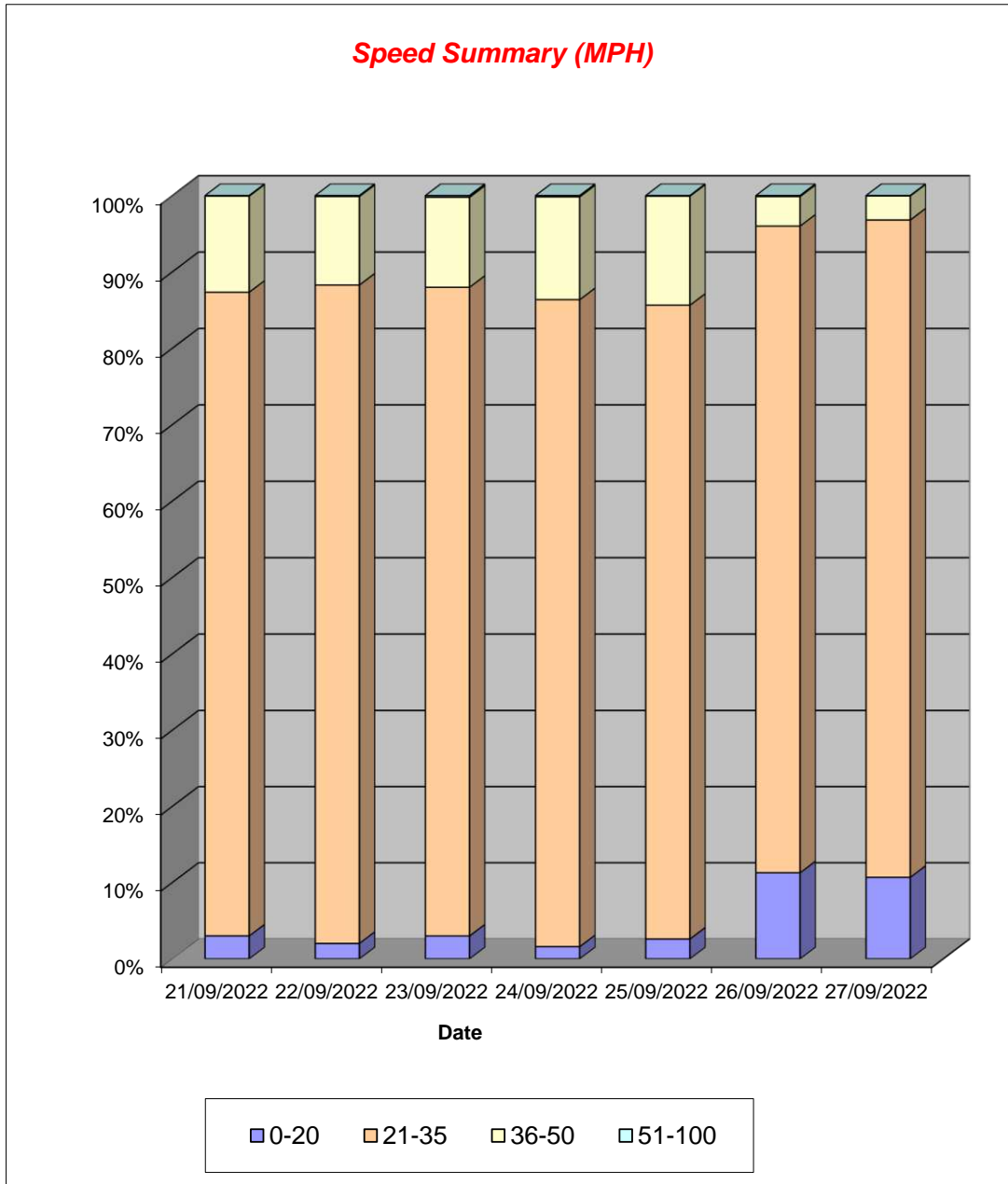


Channel 2 - Southbound

Speed Summary

Week 1

Speed (MPH)	21/09/2022 Wednesday	22/09/2022 Thursday	23/09/2022 Friday	24/09/2022 Saturday	25/09/2022 Sunday	26/09/2022 Monday	27/09/2022 Tuesday
0-20	113	77	117	64	86	398	380
21-35	3165	3276	3305	3383	2740	2983	3056
36-50	472	440	458	537	471	136	112
51-100	2	4	8	6	2	4	1
<b>TOTAL</b>	<b>3752</b>	<b>3797</b>	<b>3888</b>	<b>3990</b>	<b>3299</b>	<b>3521</b>	<b>3549</b>



## Stansted Mountfitchet ATC 05, Church Road

Produced by Streetwise Services Ltd.



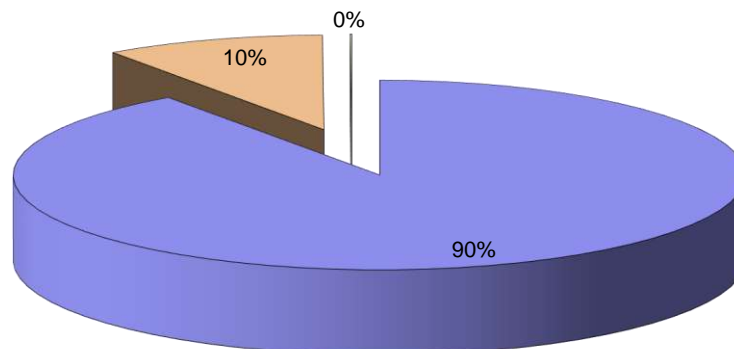
Channel 2 - Southbound

Vehicle Class

Week 1

Classes Day / Time	Car / LGV / Caravan - 1	OGV1 / Bus - 2,3,5,6,7,12	OGV2 - 4,8,9,10,11,13	TOTAL - 1-13
<b>21/09/2022</b>				
7-19	2581	359	1	2941
6-22	3047	412	1	3460
6-24	3138	414	1	3553
0-24	3320	431	1	3752
<b>22/09/2022</b>				
7-19	2640	349	0	2989
6-22	3157	403	1	3561
6-24	3233	405	1	3639
0-24	3379	417	1	3797
<b>23/09/2022</b>				
7-19	2686	351	5	3042
6-22	3174	394	5	3573
6-24	3291	399	5	3695
0-24	3466	417	5	3888
<b>24/09/2022</b>				
7-19	2917	234	1	3152
6-22	3358	273	1	3632
6-24	3496	285	1	3782
0-24	3685	304	1	3990
<b>25/09/2022</b>				
7-19	2402	196	1	2599
6-22	2766	223	3	2992
6-24	2831	224	3	3058
0-24	3058	238	3	3299
<b>26/09/2022</b>				
7-19	2515	275	2	2792
6-22	2928	310	2	3240
6-24	3013	319	2	3334
0-24	3180	339	2	3521
<b>27/09/2022</b>				
7-19	2455	296	5	2756
6-22	2922	336	5	3263
6-24	3025	340	5	3370
0-24	3181	363	5	3549
<b>Average</b>				
7-19	2599	294	2	2896
6-22	3050	336	3	3389
6-24	3147	341	3	3490
0-24	3324	358	3	3685

**Total Vehicle Class Distribution**



# Stansted Mountfitchet ATC 05, Church Road

Produced by Streetwise Services Ltd.

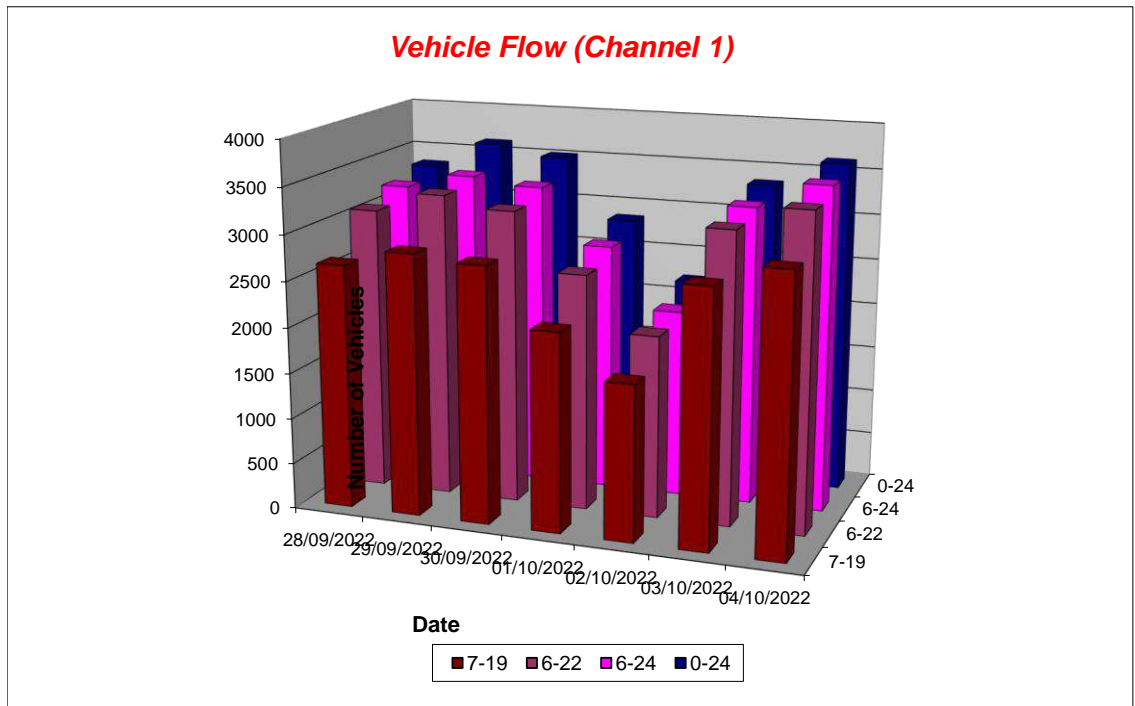


Channel 1 - Northbound

Vehicle Flow

Week 2

Hr Ending	28/09/2022 Wednesday	29/09/2022 Thursday	30/09/2022 Friday	01/10/2022 Saturday	02/10/2022 Sunday	03/10/2022 Monday	04/10/2022 Tuesday	5 Day Ave	7 Day Ave
1	24	98	54	41	42	23	15	43	42
2	10	47	34	29	43	12	12	23	27
3	11	32	31	17	21	9	9	18	19
4	18	17	26	16	9	10	12	17	15
5	14	10	24	17	16	13	10	14	15
6	32	32	29	15	17	23	33	30	26
7	83	67	65	34	20	64	71	70	58
8	248	205	242	73	45	209	259	233	183
9	329	298	262	140	63	328	329	309	250
10	188	204	195	183	120	199	217	201	187
11	148	125	164	198	139	162	134	147	153
12	142	133	189	203	136	148	175	157	161
13	154	220	182	220	202	171	166	179	188
14	144	179	192	179	178	161	167	169	171
15	176	207	255	186	166	220	203	212	202
16	246	256	296	177	156	255	252	261	234
17	263	297	288	200	191	270	313	286	260
18	348	397	298	212	155	374	454	374	320
19	279	327	226	192	143	272	329	287	253
20	180	189	156	166	127	175	184	177	168
21	92	123	122	118	86	100	101	108	106
22	76	88	66	96	63	64	73	73	75
23	55	69	64	73	34	40	67	59	57
24	70	0	50	62	32	41	41	40	42
7-19	2665	2848	2789	2163	1694	2769	2998	2814	2561
6-22	3096	3315	3198	2577	1990	3172	3427	3242	2968
6-24	3221	3384	3312	2712	2056	3253	3535	3341	3068
0-24	3330	3620	3510	2847	2204	3343	3626	3486	3211



# Stansted Mountfitchet ATC 05, Church Road

Produced by Streetwise Services Ltd.



Channel 1 - Northbound

Average Speed

Week 2

Hr Ending	28/09/2022 Wednesday	29/09/2022 Thursday	30/09/2022 Friday	01/10/2022 Saturday	02/10/2022 Sunday	03/10/2022 Monday	04/10/2022 Tuesday
1	20.8	19.6	19.6	18.6	18.5	22.4	19.5
2	22.0	21.8	17.4	19.1	20.1	22.3	21.5
3	28.0	23.9	22.5	23.3	21.0	24.1	28.0
4	23.0	23.9	19.0	19.2	21.3	19.0	19.2
5	21.6	21.0	19.8	17.1	19.9	21.5	22.0
6	22.7	23.9	22.7	17.6	21.8	23.7	20.7
7	19.7	19.7	18.7	18.5	20.7	20.0	18.0
8	19.1	18.5	17.7	18.5	20.6	18.7	17.9
9	18.5	18.3	15.3	18.3	18.9	17.3	18.3
10	18.6	16.7	17.3	17.6	19.9	17.2	17.3
11	16.1	17.1	18.0	17.6	16.7	17.7	18.8
12	16.4	18.2	17.7	17.9	16.7	18.0	18.3
13	18.6	18.5	19.2	18.6	17.5	18.4	17.6
14	16.8	19.0	18.3	17.1	17.3	17.6	17.7
15	18.2	16.9	17.9	17.8	18.0	18.0	18.7
16	17.5	16.8	18.2	18.6	17.9	17.2	16.6
17	18.4	18.2	18.0	17.8	18.5	18.1	25.0
18	18.6	18.7	17.5	17.7	17.4	18.8	28.8
19	18.4	17.3	15.6	17.4	16.9	17.3	28.8
20	17.1	18.0	18.2	17.9	18.0	17.0	29.7
21	18.2	18.2	16.9	17.7	17.2	18.4	32.1
22	17.7	18.8	18.3	18.1	19.0	18.6	31.6
23	20.3	20.4	18.8	19.3	20.3	22.3	32.5
24	20.4	-	18.3	18.0	18.3	20.1	34.1

10-12	16.2	17.7	17.8	17.8	16.7	17.8	18.5
14-16	17.8	16.8	18.0	18.2	17.9	17.6	17.5
0-24	18.3	18.3	17.7	18.0	18.0	18.1	22.7

7 Day Ave 18.7

85th Percentile

Hr Ending	28/09/2022 Wednesday	29/09/2022 Thursday	30/09/2022 Friday	01/10/2022 Saturday	02/10/2022 Sunday	03/10/2022 Monday	04/10/2022 Tuesday
1	28.4	28.1	28.8	28.2	23.5	33.6	23.2
2	28.8	28.2	28.8	28.7	33.9	33.5	28.8
3	38.2	33.7	33.8	38.0	33.3	33.6	39.0
4	28.4	33.5	28.3	28.3	23.7	23.1	23.3
5	28.4	33.2	28.5	28.7	23.9	28.2	23.7
6	33.5	34.0	33.6	23.1	28.3	38.3	28.8
7	28.3	23.5	28.8	23.1	33.4	28.0	28.0
8	23.6	28.0	23.6	23.3	28.0	23.2	23.8
9	23.2	23.4	18.2	23.4	28.3	23.4	23.5
10	23.1	18.3	23.2	23.6	29.0	23.5	23.2
11	23.9	23.8	28.4	23.3	23.8	23.6	28.6
12	23.1	28.9	23.6	23.3	23.6	23.8	23.9
13	28.7	23.8	28.3	23.8	23.6	28.0	23.9
14	23.9	28.2	23.5	23.3	23.3	28.4	23.7
15	28.2	23.1	23.4	23.4	28.5	23.1	28.0
16	23.9	23.0	23.6	23.4	23.8	23.3	23.7
17	23.8	23.2	23.1	23.8	28.9	23.6	34.0
18	23.4	23.4	23.5	23.4	23.1	23.5	33.0
19	23.5	23.2	18.2	23.7	28.5	23.6	34.0
20	23.8	24.0	29.0	28.7	28.4	23.3	33.1
21	28.8	28.9	23.9	23.4	23.1	28.9	38.3
22	23.4	28.6	29.0	24.0	28.5	28.8	38.6
23	28.2	33.7	23.8	28.6	33.7	28.6	38.8
24	33.3	-	28.4	28.5	23.5	28.4	38.0

10-12	23.4	23.1	28.8	23.2	23.4	23.7	23.1
14-16	23.2	23.3	24.0	23.6	23.9	23.2	23.6
0-24	23.6	23.0	23.3	23.7	24.0	23.1	33.3

7 Day Ave 24.9



# Stansted Mountfitchet ATC 05, Church Road

Produced by Streetwise Services Ltd.

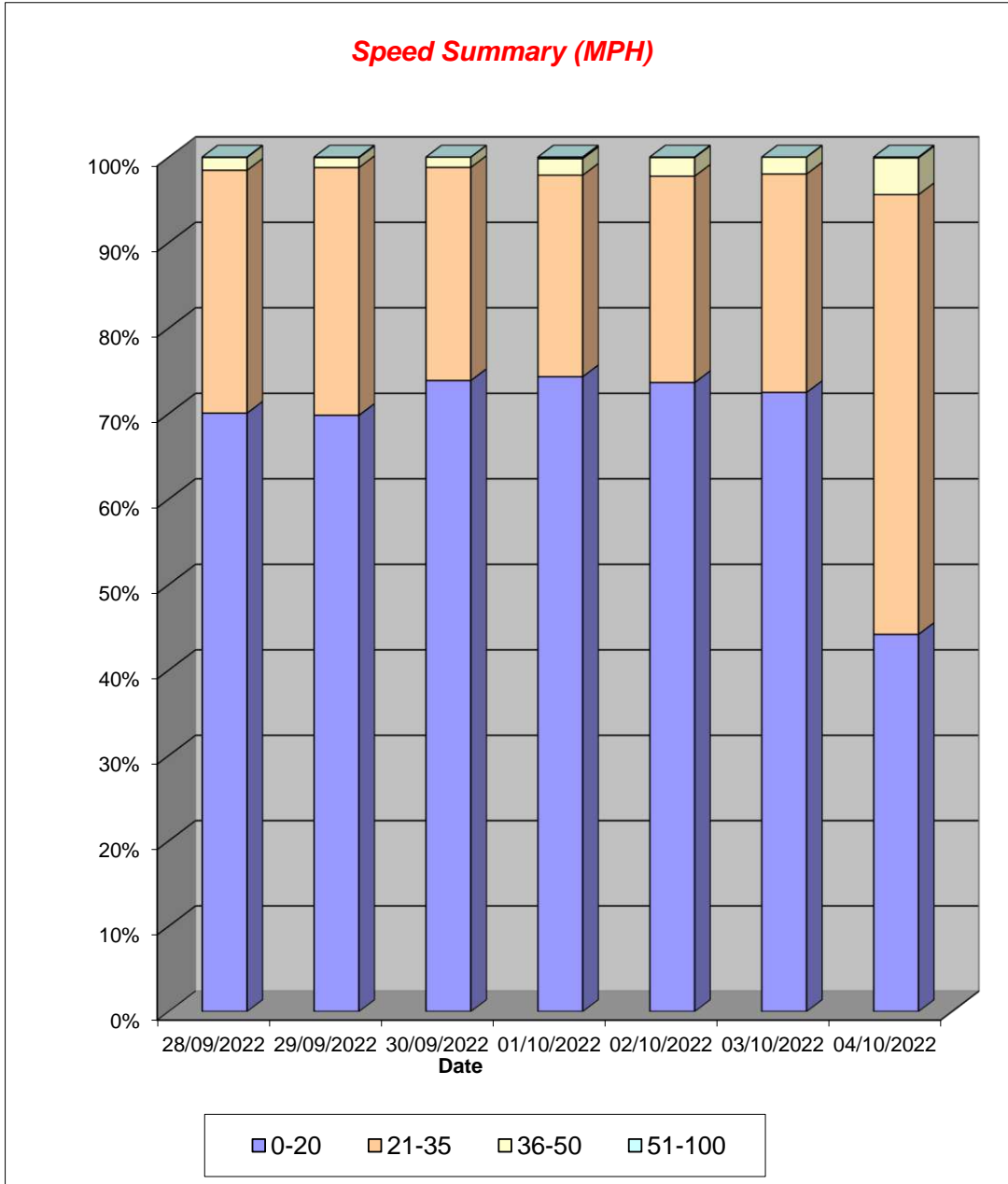


Channel 1 - Northbound

Speed Summary

Week 2

Speed (MPH)	28/09/2022 Wednesday	29/09/2022 Thursday	30/09/2022 Friday	01/10/2022 Saturday	02/10/2022 Sunday	03/10/2022 Monday	04/10/2022 Tuesday
0-20	2333	2527	2593	2116	1623	2423	1602
21-35	946	1049	875	671	532	854	1865
36-50	50	42	42	55	48	66	156
51-100	1	2	0	5	1	0	3
<b>TOTAL</b>	<b>3330</b>	<b>3620</b>	<b>3510</b>	<b>2847</b>	<b>2204</b>	<b>3343</b>	<b>3626</b>



## Stansted Mountfitchet ATC 05, Church Road

Produced by Streetwise Services Ltd.

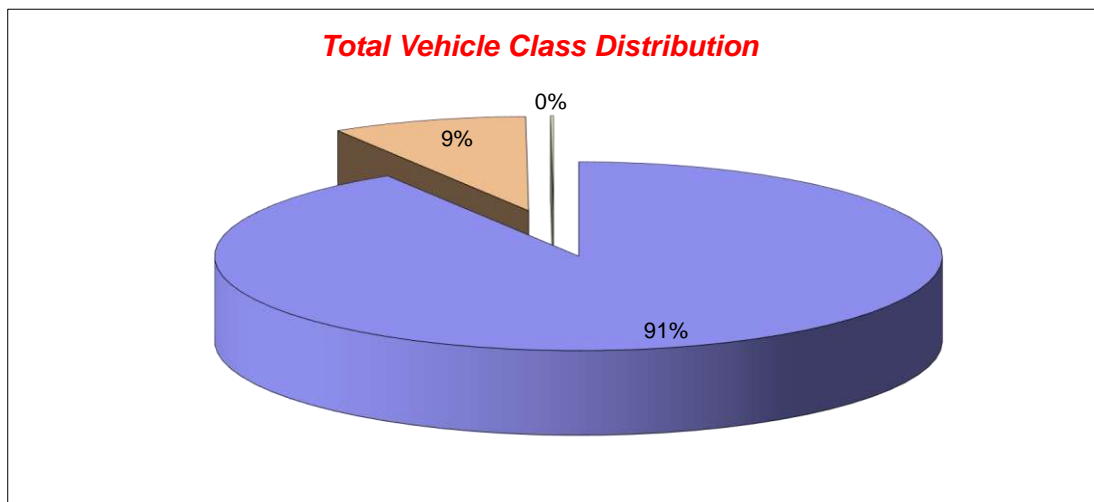


Channel 1 - Northbound

Vehicle Class

Week 2

Classes Day / Time	Car / LGV / Caravan - 1	OGV1 / Bus - 2,3,5,6,7,12	OGV2 - 4,8,9,10,11,13	TOTAL - 1-13
28/09/2022				
7-19	2435	227	3	2665
6-22	2836	257	3	3096
6-24	2951	267	3	3221
0-24	3057	270	3	3330
29/09/2022				
7-19	2563	281	4	2848
6-22	2993	318	4	3315
6-24	3054	326	4	3384
0-24	3276	340	4	3620
30/09/2022				
7-19	2512	273	4	2789
6-22	2895	299	4	3198
6-24	3001	307	4	3312
0-24	3180	326	4	3510
01/10/2022				
7-19	1996	166	1	2163
6-22	2375	201	1	2577
6-24	2504	207	1	2712
0-24	2628	218	1	2847
02/10/2022				
7-19	1555	134	5	1694
6-22	1835	150	5	1990
6-24	1899	152	5	2056
0-24	2039	160	5	2204
03/10/2022				
7-19	2513	246	10	2769
6-22	2887	275	10	3172
6-24	2965	278	10	3253
0-24	3047	286	10	3343
04/10/2022				
7-19	2706	290	2	2998
6-22	3099	325	3	3427
6-24	3197	335	3	3535
0-24	3273	350	3	3626
Average				
7-19	2326	231	4	2561
6-22	2703	261	4	2968
6-24	2796	267	4	3068
0-24	2929	279	4	3211



# Stansted Mountfitchet ATC 05, Church Road

Produced by Streetwise Services Ltd.

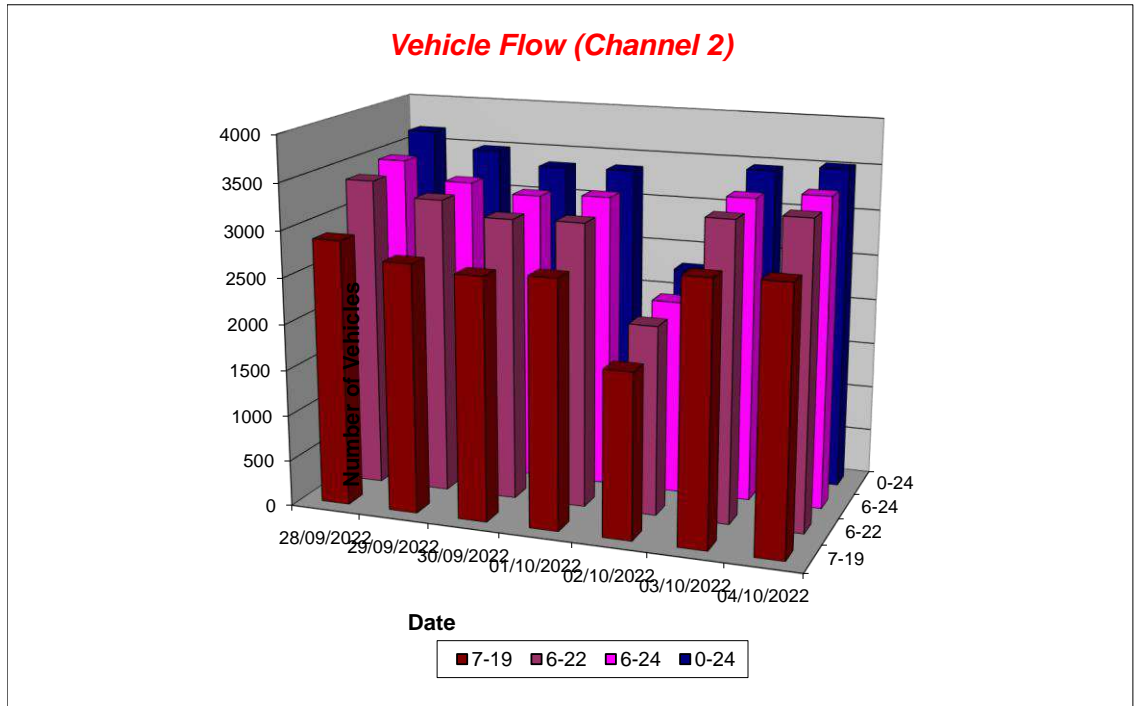


Channel 2 - Southbound

Vehicle Flow

Week 2

Hr Ending	28/09/2022 Wednesday	29/09/2022 Thursday	30/09/2022 Friday	01/10/2022 Saturday	02/10/2022 Sunday	03/10/2022 Monday	04/10/2022 Tuesday	5 Day Ave	7 Day Ave
1	19	35	25	25	39	15	14	22	25
2	16	25	15	20	24	11	9	15	17
3	14	25	8	23	25	11	14	14	17
4	19	28	16	18	22	18	13	19	19
5	48	29	29	28	27	36	30	34	32
6	90	83	84	38	32	63	65	77	65
7	179	136	119	59	32	126	139	140	113
8	304	291	247	87	45	252	255	270	212
9	439	319	260	145	90	433	399	370	298
10	246	218	184	242	165	204	217	214	211
11	175	183	198	243	179	205	181	188	195
12	188	154	201	250	180	144	182	174	186
13	197	177	193	276	195	193	188	190	203
14	191	206	167	401	199	199	191	191	222
15	205	209	232	277	138	200	183	206	206
16	226	242	256	205	141	272	263	252	229
17	257	236	275	171	175	230	259	251	229
18	263	268	230	204	159	289	317	273	247
19	194	201	194	182	126	195	203	197	185
20	143	193	151	147	118	129	151	153	147
21	98	99	99	118	73	94	104	99	98
22	68	87	62	79	47	71	73	72	70
23	44	46	62	69	40	35	47	47	49
24	45	0	41	53	23	32	25	29	31
7-19	2885	2704	2637	2683	1792	2816	2838	2776	2622
6-22	3373	3219	3068	3086	2062	3236	3305	3240	3050
6-24	3462	3265	3171	3208	2125	3303	3377	3316	3130
0-24	3668	3490	3348	3360	2294	3457	3522	3497	3306



# Stansted Mountfitchet ATC 05, Church Road

Produced by Streetwise Services Ltd.



Channel 2 - Southbound

Average Speed

Week 2

Hr Ending	28/09/2022 Wednesday	29/09/2022 Thursday	30/09/2022 Friday	01/10/2022 Saturday	02/10/2022 Sunday	03/10/2022 Monday	04/10/2022 Tuesday
1	30.5	26.4	29.8	28.4	28.0	28.0	29.8
2	30.2	27.4	33.0	25.8	29.2	31.6	31.9
3	33.7	29.0	32.4	28.7	31.6	35.3	33.4
4	30.6	31.0	29.2	29.4	31.0	30.5	32.6
5	30.8	30.8	31.8	29.6	31.5	32.7	32.2
6	31.0	31.7	30.5	33.0	31.8	30.9	30.5
7	29.0	29.2	30.2	29.4	31.1	30.4	29.3
8	26.0	27.3	25.2	31.0	29.4	26.7	25.7
9	23.6	26.3	23.2	28.1	27.5	23.3	23.7
10	25.5	25.2	25.8	26.8	28.2	24.9	25.8
11	26.5	25.8	25.8	26.3	27.6	25.9	26.8
12	26.4	27.4	25.6	26.1	26.4	27.1	25.6
13	27.3	25.8	26.6	25.2	27.4	26.6	27.6
14	26.4	25.6	27.7	24.2	26.5	24.8	26.9
15	26.7	25.5	24.6	26.3	26.8	26.3	26.1
16	25.4	25.9	24.7	26.7	28.2	25.0	24.3
17	25.6	25.4	24.4	26.4	27.4	26.2	27.3
18	25.8	24.1	24.8	27.5	27.4	25.2	30.6
19	26.4	25.8	23.4	26.7	27.6	26.4	28.8
20	25.7	25.3	24.5	27.3	27.7	26.1	29.4
21	27.9	28.0	25.8	26.4	29.6	28.1	30.5
22	28.1	28.2	26.2	27.9	28.0	28.8	30.6
23	28.9	29.3	26.5	29.3	28.2	27.1	31.2
24	26.1	-	26.8	28.0	32.1	29.6	31.2

10-12	26.5	26.5	25.7	26.2	27.0	26.4	26.2
14-16	26.0	25.7	24.7	26.4	27.5	25.5	25.0
0-24	26.3	26.4	25.6	26.7	27.8	26.1	27.2

7 Day Ave 26.6

85th Percentile

Hr Ending	28/09/2022 Wednesday	29/09/2022 Thursday	30/09/2022 Friday	01/10/2022 Saturday	02/10/2022 Sunday	03/10/2022 Monday	04/10/2022 Tuesday
1	43.4	33.3	33.8	33.8	33.5	33.0	38.3
2	38.5	33.3	33.4	33.2	33.5	38.5	38.2
3	38.7	33.7	33.5	33.3	38.6	43.7	38.2
4	33.5	38.7	33.5	33.1	38.3	33.8	38.4
5	33.3	38.8	38.7	33.5	38.4	38.8	38.6
6	33.1	38.8	33.0	38.5	38.4	38.2	38.2
7	33.4	33.3	33.6	33.6	39.0	33.5	33.7
8	33.6	33.8	33.9	38.0	33.5	33.9	28.6
9	28.8	28.7	28.3	33.3	33.6	28.8	28.6
10	33.6	28.9	28.1	33.1	33.5	28.4	33.1
11	28.7	28.2	28.4	28.3	33.0	28.5	33.0
12	28.8	33.4	33.8	28.8	33.4	33.3	28.2
13	33.4	33.6	33.4	28.6	33.1	33.2	33.2
14	28.8	28.4	33.4	29.0	33.7	28.8	33.4
15	28.7	33.2	28.7	28.8	33.2	33.5	28.6
16	28.7	28.6	28.4	33.6	33.2	28.5	28.3
17	28.7	28.6	28.7	33.6	33.4	28.6	33.8
18	33.2	28.1	28.5	33.2	33.1	28.1	33.9
19	28.8	28.1	28.2	28.9	33.6	33.7	33.5
20	33.1	28.6	28.3	33.3	33.7	28.3	33.4
21	33.2	33.8	28.1	28.6	33.4	33.1	38.0
22	34.0	33.6	34.0	33.6	33.4	33.3	38.3
23	33.8	33.4	33.3	33.8	33.3	34.0	33.2
24	33.2	-	33.6	33.7	38.7	33.3	38.6

10-12	28.2	33.2	28.3	33.7	33.2	33.6	29.0
14-16	28.2	28.5	28.9	33.8	33.0	28.4	28.3
0-24	33.9	34.0	28.3	33.3	33.9	33.4	33.2

7 Day Ave 32.9

# Stansted Mountfitchet ATC 05, Church Road

Produced by Streetwise Services Ltd.

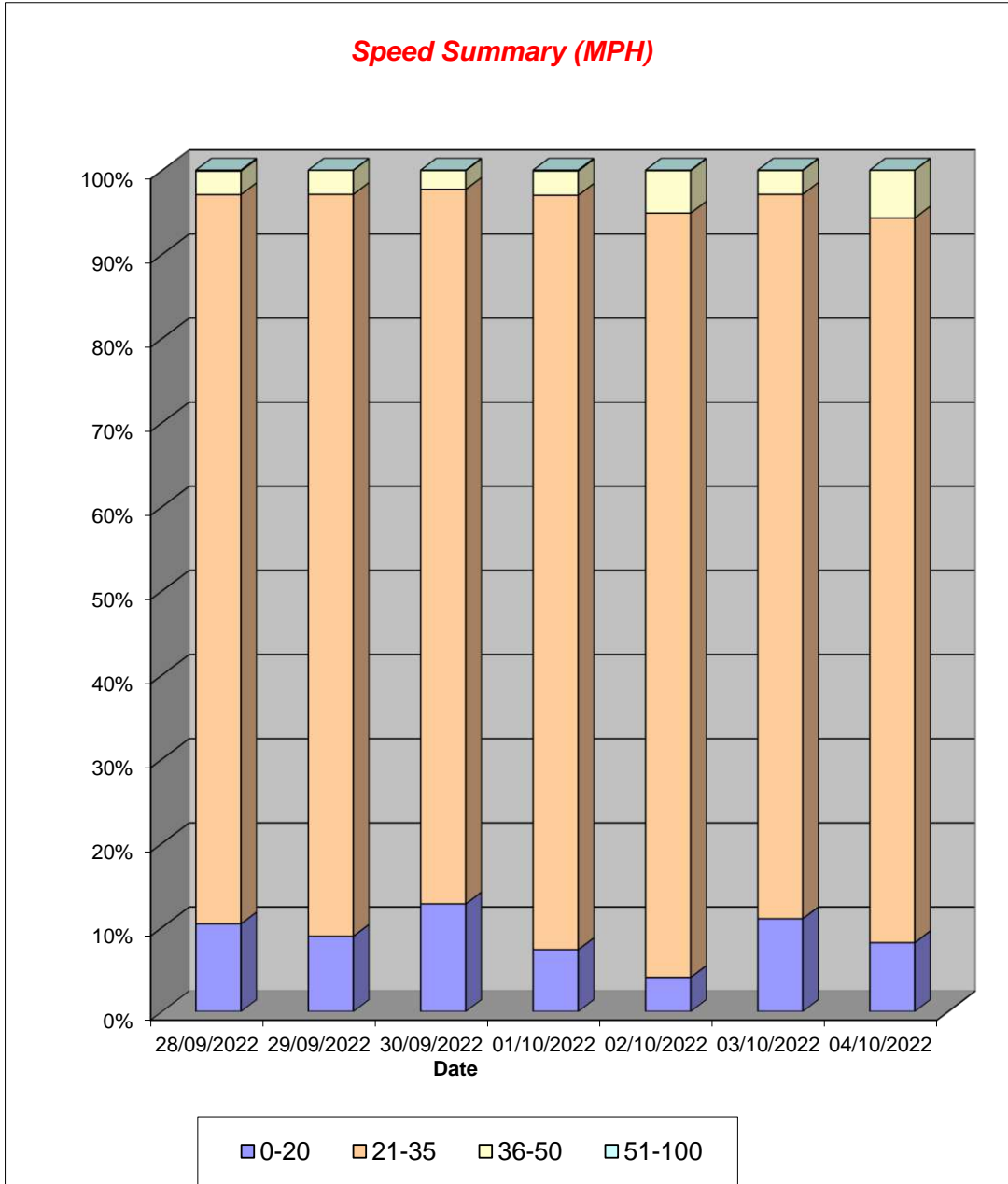


Channel 2 - Southbound

Speed Summary

Week 2

Speed (MPH)	28/09/2022 Wednesday	29/09/2022 Thursday	30/09/2022 Friday	01/10/2022 Saturday	02/10/2022 Sunday	03/10/2022 Monday	04/10/2022 Tuesday
0-20	382	312	428	247	93	381	288
21-35	3180	3078	2844	3013	2084	2977	3034
36-50	102	100	75	97	116	98	200
51-100	4	0	1	3	1	1	0
<b>TOTAL</b>	<b>3668</b>	<b>3490</b>	<b>3348</b>	<b>3360</b>	<b>2294</b>	<b>3457</b>	<b>3522</b>



## Stansted Mountfitchet ATC 05, Church Road

Produced by Streetwise Services Ltd.

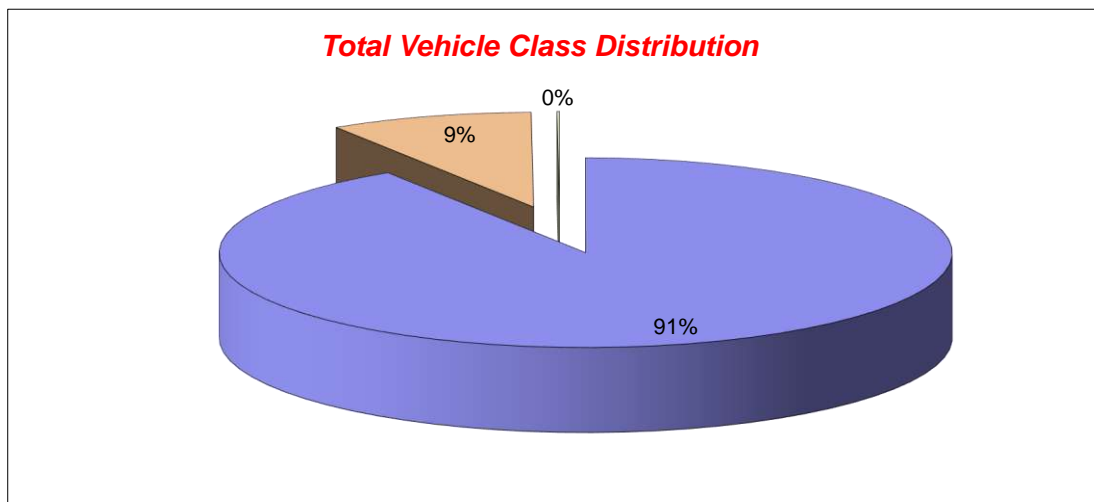


Channel 2 - Southbound

Vehicle Class

Week 2

Classes Day / Time	Car / LGV / Caravan - 1	OGV1 / Bus - 2,3,5,6,7,12	OGV2 - 4,8,9,10,11,13	TOTAL - 1-13
<b>28/09/2022</b>				
7-19	2564	317	4	2885
6-22	3009	359	5	3373
6-24	3094	363	5	3462
0-24	3280	383	5	3668
<b>29/09/2022</b>				
7-19	2409	293	2	2704
6-22	2890	327	2	3219
6-24	2934	329	2	3265
0-24	3139	349	2	3490
<b>30/09/2022</b>				
7-19	2348	285	4	2637
6-22	2745	319	4	3068
6-24	2844	323	4	3171
0-24	3002	342	4	3348
<b>01/10/2022</b>				
7-19	2510	172	1	2683
6-22	2886	199	1	3086
6-24	3005	202	1	3208
0-24	3148	210	2	3360
<b>02/10/2022</b>				
7-19	1695	96	1	1792
6-22	1951	110	1	2062
6-24	2010	114	1	2125
0-24	2172	121	1	2294
<b>03/10/2022</b>				
7-19	2532	281	3	2816
6-22	2919	312	5	3236
6-24	2984	314	5	3303
0-24	3123	329	5	3457
<b>04/10/2022</b>				
7-19	2552	279	7	2838
6-22	2975	323	7	3305
6-24	3041	329	7	3377
0-24	3173	342	7	3522
<b>Average</b>				
7-19	2373	246	3	2622
6-22	2768	278	4	3050
6-24	2845	282	4	3130
0-24	3005	297	4	3306





10318-6

# Stansted Mountfitchet ATC 06, Recreation Ground

Produced by Streetwise Services Ltd.

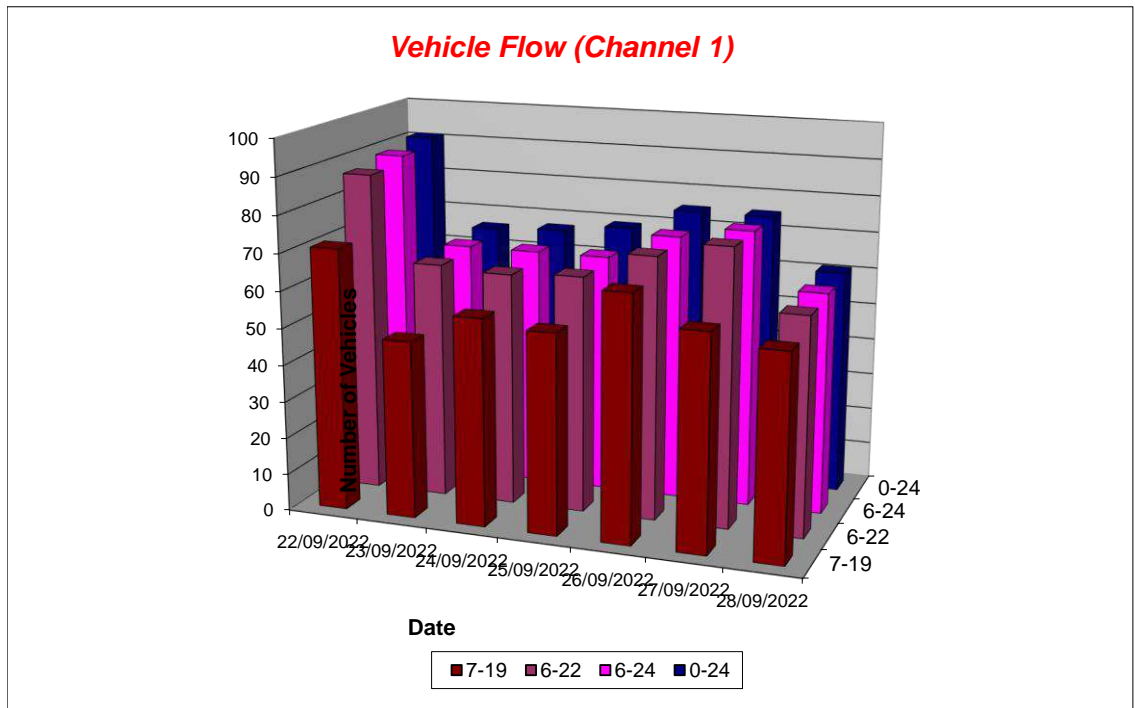


Channel 1 - Northbound

Vehicle Flow

Week 1

Hr Ending	22/09/2022 Thursday	23/09/2022 Friday	24/09/2022 Saturday	25/09/2022 Sunday	26/09/2022 Monday	27/09/2022 Tuesday	28/09/2022 Wednesday	5 Day Ave	7 Day Ave
1	0	0	2	0	0	0	0	0	0
2	0	0	0	2	1	0	0	0	0
3	0	1	0	0	1	0	1	1	0
4	0	0	0	0	1	0	0	0	0
5	1	0	0	2	0	0	0	0	0
6	1	0	0	0	0	0	0	0	0
7	1	0	2	2	1	1	0	1	1
8	4	3	5	0	2	3	4	3	3
9	8	4	1	4	9	2	4	5	5
10	3	6	5	8	5	6	4	5	5
11	7	4	3	6	3	5	3	4	4
12	6	7	9	3	6	8	8	7	7
13	6	3	5	6	11	1	4	5	5
14	11	4	5	2	5	2	6	6	5
15	4	1	3	8	8	4	2	4	4
16	8	6	3	4	6	6	4	6	5
17	3	3	3	2	3	4	5	4	3
18	3	5	7	7	4	6	6	5	5
19	8	2	7	4	4	11	5	6	6
20	5	9	3	2	1	4	0	4	3
21	7	5	2	4	3	10	2	5	5
22	3	2	0	2	0	2	2	2	2
23	1	1	1	1	1	0	0	1	1
24	1	0	1	0	0	0	1	0	0
7-19	71	48	56	54	66	58	55	60	58
6-22	87	64	63	64	71	75	59	71	69
6-24	89	65	65	65	72	75	60	72	70
0-24	91	66	67	69	75	75	61	74	72





# Stansted Mountfitchet ATC 06, Recreation Ground

Produced by Streetwise Services Ltd.



Channel 1 - Northbound

Average Speed

Week 1

Hr Ending	22/09/2022 Thursday	23/09/2022 Friday	24/09/2022 Saturday	25/09/2022 Sunday	26/09/2022 Monday	27/09/2022 Tuesday	28/09/2022 Wednesday
1	-	-	5.0	-	-	-	-
2	-	-	-	9.0	13.0	-	-
3	-	13.0	-	-	13.0	-	5.0
4	-	-	-	-	13.0	-	-
5	13.0	-	-	9.0	-	-	-
6	13.0	-	-	-	-	-	-
7	5.0	-	9.0	9.0	5.0	5.0	-
8	13.0	7.7	8.2	-	5.0	10.3	7.0
9	10.0	5.0	5.0	7.0	5.0	9.0	11.0
10	7.7	5.0	6.6	7.0	6.6	7.7	7.0
11	6.1	7.0	5.0	6.3	7.7	5.0	7.7
12	7.7	8.4	5.0	5.0	7.7	6.0	5.0
13	7.7	7.7	5.0	9.0	9.4	5.0	5.0
14	8.6	7.0	6.6	9.0	5.0	5.0	5.0
15	11.0	5.0	7.7	6.0	6.0	7.0	5.0
16	8.0	6.3	5.0	5.0	5.0	6.3	5.0
17	5.0	7.7	5.0	9.0	7.7	7.0	6.6
18	7.7	9.8	6.1	7.3	5.0	7.7	5.0
19	5.0	5.0	8.4	5.0	9.0	5.0	5.0
20	6.6	6.8	5.0	5.0	13.0	7.0	-
21	9.1	11.4	5.0	7.0	7.7	8.2	5.0
22	5.0	5.0	-	5.0	-	5.0	9.0
23	5.0	5.0	13.0	5.0	13.0	-	-
24	5.0	-	13.0	-	-	-	5.0

10-12	6.8	7.9	5.0	5.9	7.7	5.6	5.7
14-16	9.0	6.1	6.3	5.7	5.6	6.6	5.0
0-24	8.0	7.3	6.4	6.9	7.1	6.7	6.0

7 Day Ave 6.9

85th Percentile

Hr Ending	22/09/2022 Thursday	23/09/2022 Friday	24/09/2022 Saturday	25/09/2022 Sunday	26/09/2022 Monday	27/09/2022 Tuesday	28/09/2022 Wednesday
1	-	-	5.0	-	-	-	-
2	-	-	-	13.6	13.5	-	-
3	-	13.6	-	-	13.9	-	5.7
4	-	-	-	-	13.4	-	-
5	13.7	-	-	13.2	-	-	-
6	13.5	-	-	-	-	-	-
7	5.6	-	13.6	13.2	5.7	5.2	-
8	13.3	13.5	13.1	-	5.5	13.9	13.5
9	13.3	5.3	5.1	13.6	5.5	13.7	13.8
10	13.8	5.6	13.8	13.1	13.5	13.5	13.1
11	6.2	13.6	5.3	13.5	13.4	5.4	13.2
12	13.8	13.3	5.0	5.9	13.4	6.0	5.7
13	13.8	13.3	5.3	13.3	13.3	5.8	5.5
14	13.7	13.8	13.4	13.8	5.1	5.5	5.4
15	13.0	5.8	13.3	6.1	6.0	13.8	5.1
16	13.4	13.6	5.9	5.3	6.0	13.6	5.7
17	5.9	14.0	6.0	13.9	13.1	13.8	13.9
18	13.8	13.9	6.2	13.6	5.4	13.0	5.5
19	5.4	5.2	13.3	5.6	13.4	5.2	5.1
20	14.0	13.7	5.2	5.4	13.5	13.1	-
21	13.9	14.0	5.2	13.1	13.2	13.1	5.8
22	5.1	5.2	-	5.6	-	5.3	13.4
23	5.9	5.5	13.6	5.7	13.5	-	-
24	5.4	-	13.4	-	-	-	5.5

10-12	13.5	13.1	5.4	5.9	13.3	5.6	5.8
14-16	13.8	6.2	13.7	5.8	5.8	13.0	5.2
0-24	13.1	13.7	13.3	13.0	13.5	13.5	6.0

7 Day Ave 12.3

# Stansted Mountfichet ATC 06, Recreation Ground

Produced by Streetwise Services Ltd.

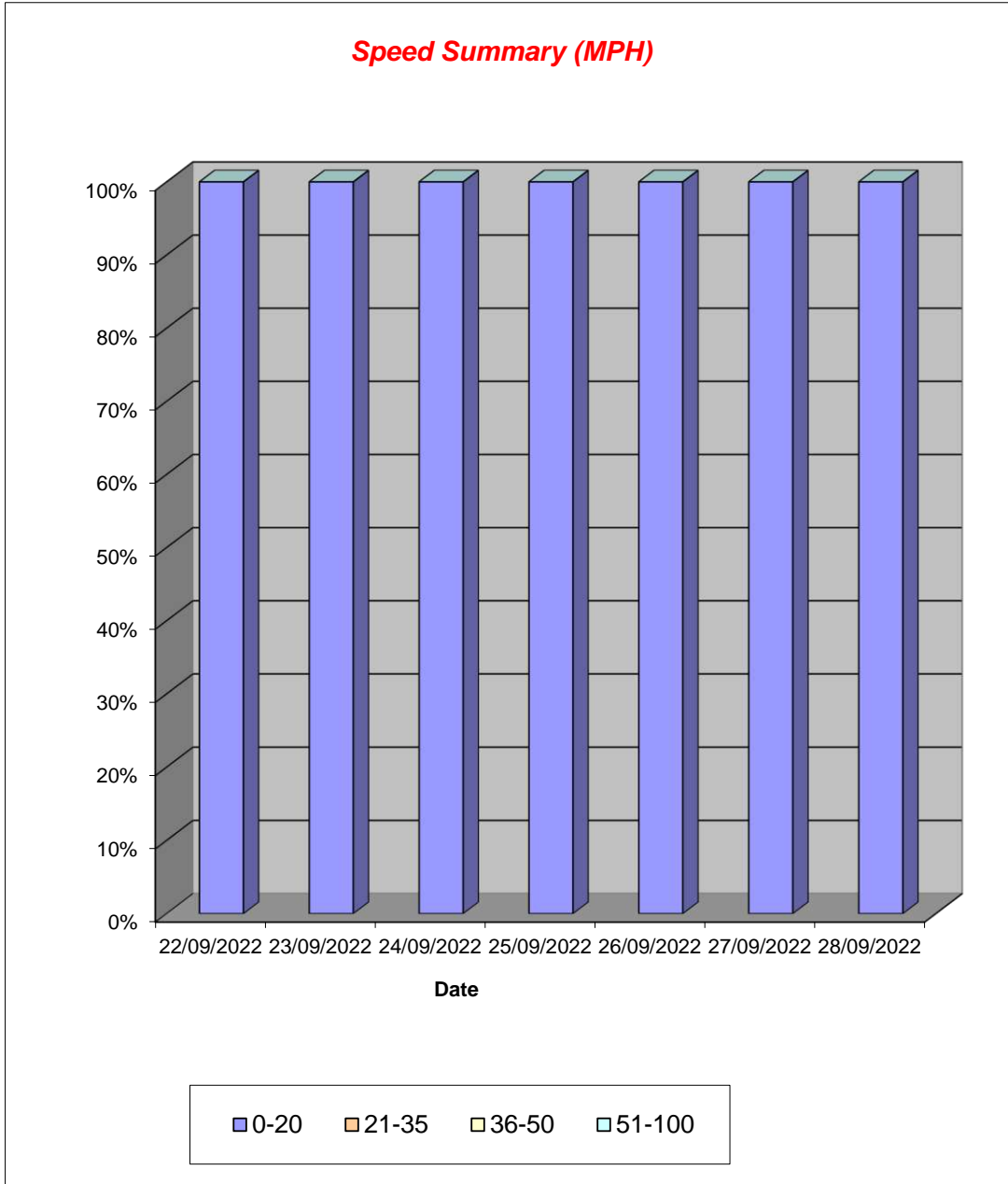


Channel 1 - Northbound

Speed Summary

Week 1

Speed (MPH)	22/09/2022 Thursday	23/09/2022 Friday	24/09/2022 Saturday	25/09/2022 Sunday	26/09/2022 Monday	27/09/2022 Tuesday	28/09/2022 Wednesday
0-20	91	66	67	69	75	75	61
21-35	0	0	0	0	0	0	0
36-50	0	0	0	0	0	0	0
51-100	0	0	0	0	0	0	0
<b>TOTAL</b>	<b>91</b>	<b>66</b>	<b>67</b>	<b>69</b>	<b>75</b>	<b>75</b>	<b>61</b>



## Stansted Mountfitchet ATC 06, Recreation Ground

Produced by Streetwise Services Ltd.

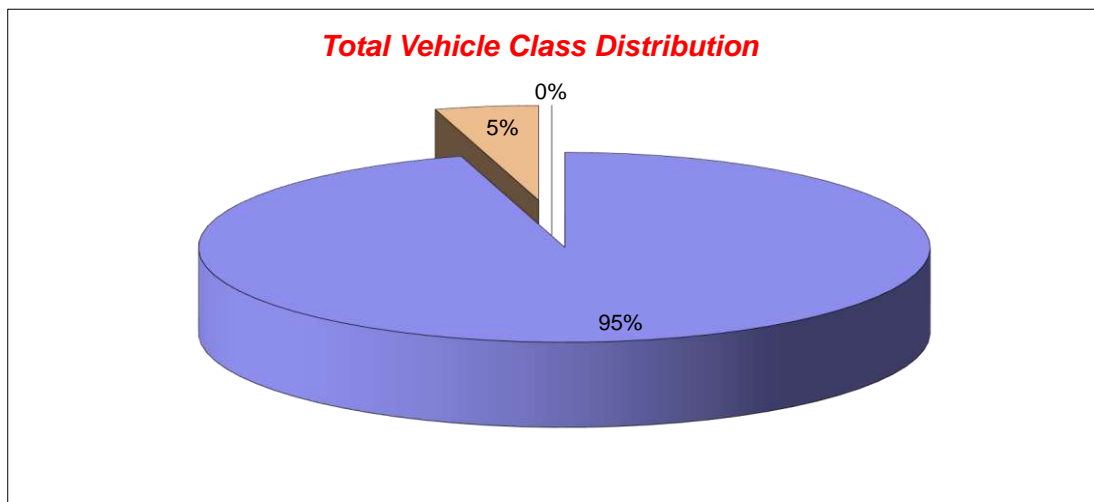


Channel 1 - Northbound

Vehicle Class

Week 1

Classes Day / Time	Car / LGV / Caravan - 1	OGV1 / Bus - 2,3,5,6,7,12	OGV2 - 4,8,9,10,11,13	TOTAL - 1-13
<b>22/09/2022</b>				
7-19	67	4	0	71
6-22	82	5	0	87
6-24	84	5	0	89
0-24	84	7	0	91
<b>23/09/2022</b>				
7-19	46	2	0	48
6-22	62	2	0	64
6-24	63	2	0	65
0-24	63	3	0	66
<b>24/09/2022</b>				
7-19	54	2	0	56
6-22	61	2	0	63
6-24	63	2	0	65
0-24	65	2	0	67
<b>25/09/2022</b>				
7-19	52	2	0	54
6-22	60	4	0	64
6-24	61	4	0	65
0-24	65	4	0	69
<b>26/09/2022</b>				
7-19	64	2	0	66
6-22	68	3	0	71
6-24	69	3	0	72
0-24	72	3	0	75
<b>27/09/2022</b>				
7-19	57	1	0	58
6-22	73	2	0	75
6-24	73	2	0	75
0-24	73	2	0	75
<b>28/09/2022</b>				
7-19	53	2	0	55
6-22	57	2	0	59
6-24	58	2	0	60
0-24	59	2	0	61
<b>Average</b>				
7-19	56	2	0	58
6-22	66	3	0	69
6-24	67	3	0	70
0-24	69	3	0	72



# Stansted Mountfitchet ATC 06, Recreation Ground

Produced by Streetwise Services Ltd.

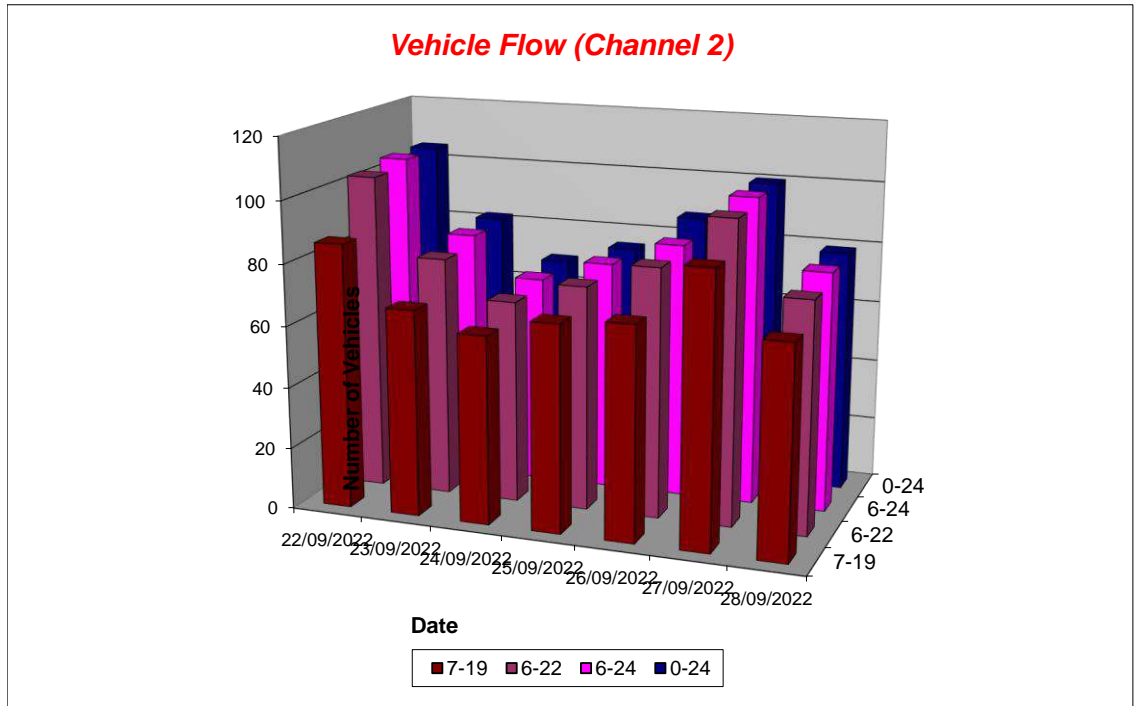


Channel 2 - Southbound

Vehicle Flow

Week 1

Hr Ending	22/09/2022 Thursday	23/09/2022 Friday	24/09/2022 Saturday	25/09/2022 Sunday	26/09/2022 Monday	27/09/2022 Tuesday	28/09/2022 Wednesday	5 Day Ave	7 Day Ave
1	0	0	1	0	1	0	0	0	0
2	0	0	0	0	1	0	0	0	0
3	0	1	0	0	0	0	1	0	0
4	0	0	0	0	1	0	0	0	0
5	0	0	0	0	0	0	0	0	0
6	0	0	0	0	1	0	0	0	0
7	3	1	1	0	2	0	0	1	1
8	2	0	0	0	3	3	0	2	1
9	7	4	2	0	9	10	4	7	5
10	5	6	3	1	5	10	7	7	5
11	4	7	2	7	3	7	5	5	5
12	10	7	5	7	8	8	4	7	7
13	10	1	7	11	4	5	3	5	6
14	10	6	15	5	8	4	8	7	8
15	4	4	5	7	7	3	2	4	5
16	14	5	3	7	7	10	7	9	8
17	5	9	5	9	5	7	14	8	8
18	8	9	4	8	4	8	5	7	7
19	7	9	10	5	6	13	9	9	8
20	5	6	1	4	3	7	2	5	4
21	6	4	2	1	6	2	3	4	3
22	3	0	1	1	1	1	2	1	1
23	2	2	2	2	1	1	2	2	2
24	0	1	0	0	1	1	1	1	1
7-19	86	67	61	67	69	88	68	76	72
6-22	103	78	66	73	81	98	75	87	82
6-24	105	81	68	75	83	100	78	89	84
0-24	105	82	69	75	87	100	79	91	85



# Stansted Mountfitchet ATC 06, Recreation Ground

Produced by Streetwise Services Ltd.



Channel 2 - Southbound

Average Speed

Week 1

Hr Ending	22/09/2022 Thursday	23/09/2022 Friday	24/09/2022 Saturday	25/09/2022 Sunday	26/09/2022 Monday	27/09/2022 Tuesday	28/09/2022 Wednesday
1	-	-	5.0	-	5.0	-	-
2	-	-	-	-	13.0	-	-
3	-	5.0	-	-	-	-	5.0
4	-	-	-	-	5.0	-	-
5	-	-	-	-	-	-	-
6	-	-	-	-	5.0	-	-
7	5.0	5.0	5.0	-	5.0	-	-
8	5.0	-	-	-	5.0	7.7	-
9	6.1	7.0	13.0	-	7.7	7.4	7.0
10	8.2	5.0	7.7	5.0	6.6	6.6	8.4
11	7.0	6.1	5.0	8.4	7.7	8.4	5.0
12	5.8	7.3	6.6	5.0	8.0	7.0	5.0
13	5.8	5.0	7.3	8.6	9.0	6.6	10.3
14	5.8	7.7	6.1	6.6	6.0	5.0	7.0
15	9.0	9.0	6.6	6.1	5.0	5.0	13.0
16	7.3	6.6	5.0	5.0	7.3	6.6	8.4
17	6.6	9.4	8.2	5.9	6.6	6.1	8.4
18	9.0	7.7	5.0	7.0	11.0	9.0	11.4
19	8.4	6.8	9.8	5.0	6.3	6.8	6.8
20	5.0	7.7	5.0	5.0	5.0	7.3	13.0
21	9.0	5.0	5.0	13.0	7.7	9.0	5.0
22	7.7	-	5.0	13.0	5.0	5.0	5.0
23	9.0	5.0	5.0	5.0	5.0	13.0	5.0
24	-	5.0	-	-	5.0	5.0	5.0

10-12	6.1	6.7	6.1	6.7	7.9	7.7	5.0
14-16	7.7	7.7	6.0	5.6	6.1	6.2	9.4
0-24	7.0	7.0	7.0	6.6	6.9	7.1	7.7

7 Day Ave 7.0

85th Percentile

Hr Ending	22/09/2022 Thursday	23/09/2022 Friday	24/09/2022 Saturday	25/09/2022 Sunday	26/09/2022 Monday	27/09/2022 Tuesday	28/09/2022 Wednesday
1	-	-	5.2	-	5.4	-	-
2	-	-	-	-	13.9	-	-
3	-	5.3	-	-	-	-	5.4
4	-	-	-	-	5.5	-	-
5	-	-	-	-	-	-	-
6	-	-	-	-	5.2	-	-
7	5.1	5.0	6.0	-	5.7	-	-
8	5.6	-	-	-	5.7	13.5	-
9	6.2	13.5	13.1	-	13.6	13.7	13.9
10	13.9	5.2	13.0	5.5	13.8	13.8	13.1
11	13.1	6.2	5.3	13.8	13.2	13.4	5.6
12	5.8	13.6	13.5	5.5	13.8	13.9	5.3
13	5.9	5.8	13.9	13.4	13.2	13.7	13.1
14	5.9	13.9	6.2	13.5	6.1	5.1	13.2
15	13.8	13.3	13.4	6.2	5.1	5.6	13.1
16	13.3	13.5	5.8	5.6	13.1	13.7	13.4
17	13.7	13.1	13.8	6.0	13.8	6.2	14.0
18	13.3	13.6	5.7	13.7	13.4	13.4	13.5
19	13.1	13.4	13.7	5.9	13.5	13.4	13.5
20	5.0	14.0	6.0	5.4	5.1	13.3	14.0
21	13.3	5.1	5.3	13.3	13.1	14.0	5.2
22	13.8	-	5.5	13.3	5.2	5.8	5.4
23	13.3	5.9	5.4	5.2	5.0	13.7	5.4
24	-	5.6	-	-	5.7	5.4	5.3

10-12	6.1	13.3	6.2	13.5	13.5	13.7	5.5
14-16	13.5	13.1	6.1	5.6	6.2	13.3	13.1
0-24	13.3	13.5	13.4	13.6	13.2	13.4	13.5

7 Day Ave 13.4

# Stansted Mountfichet ATC 06, Recreation Ground

Produced by Streetwise Services Ltd.

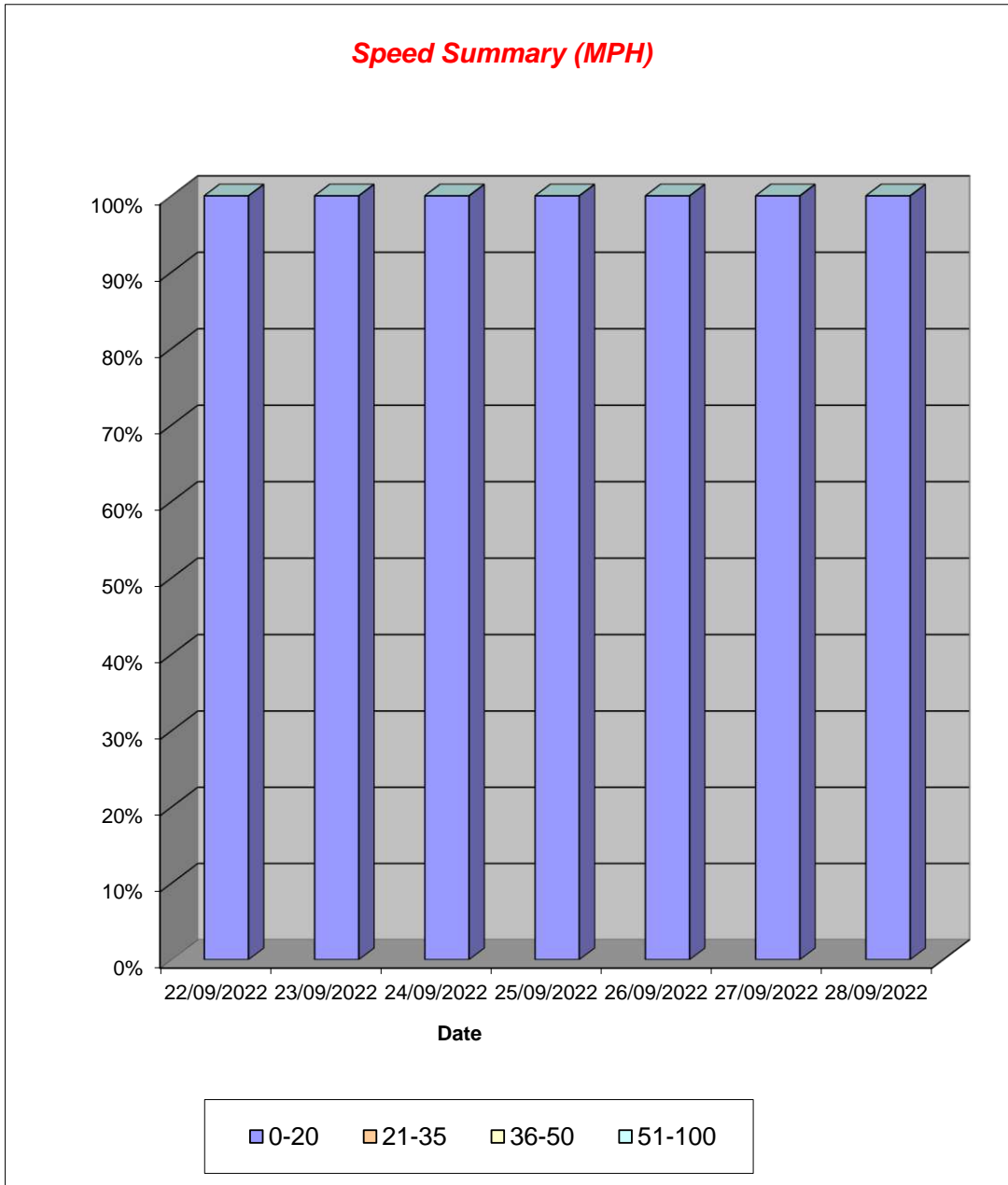


Channel 2 - Southbound

Speed Summary

Week 1

Speed (MPH)	22/09/2022 Thursday	23/09/2022 Friday	24/09/2022 Saturday	25/09/2022 Sunday	26/09/2022 Monday	27/09/2022 Tuesday	28/09/2022 Wednesday
0-20	105	82	69	75	87	100	79
21-35	0	0	0	0	0	0	0
36-50	0	0	0	0	0	0	0
51-100	0	0	0	0	0	0	0
<b>TOTAL</b>	<b>105</b>	<b>82</b>	<b>69</b>	<b>75</b>	<b>87</b>	<b>100</b>	<b>79</b>



## Stansted Mountfitchet ATC 06, Recreation Ground

Produced by Streetwise Services Ltd.

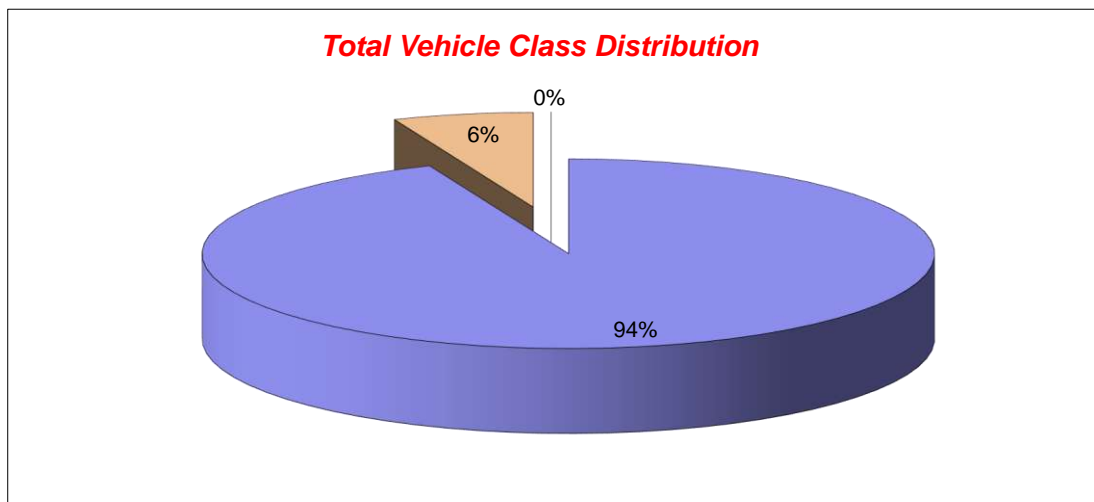


Channel 2 - Southbound

Vehicle Class

Week 1

Classes Day / Time	Car / LGV / Caravan - 1	OGV1 / Bus - 2,3,5,6,7,12	OGV2 - 4,8,9,10,11,13	TOTAL - 1-13
<b>22/09/2022</b>				
7-19	79	7	0	86
6-22	96	7	0	103
6-24	98	7	0	105
0-24	98	7	0	105
<b>23/09/2022</b>				
7-19	64	3	0	67
6-22	75	3	0	78
6-24	77	4	0	81
0-24	77	5	0	82
<b>24/09/2022</b>				
7-19	59	2	0	61
6-22	64	2	0	66
6-24	66	2	0	68
0-24	67	2	0	69
<b>25/09/2022</b>				
7-19	66	1	0	67
6-22	71	2	0	73
6-24	73	2	0	75
0-24	73	2	0	75
<b>26/09/2022</b>				
7-19	59	10	0	69
6-22	71	10	0	81
6-24	73	10	0	83
0-24	75	12	0	87
<b>27/09/2022</b>				
7-19	85	3	0	88
6-22	95	3	0	98
6-24	97	3	0	100
0-24	97	3	0	100
<b>28/09/2022</b>				
7-19	63	5	0	68
6-22	70	5	0	75
6-24	73	5	0	78
0-24	73	6	0	79
<b>Average</b>				
7-19	68	4	0	72
6-22	77	5	0	82
6-24	80	5	0	84
0-24	80	5	0	85





10318-7



# Stansted Mountfitchet ATC 07, Crafton Green

Produced by Streetwise Services Ltd.

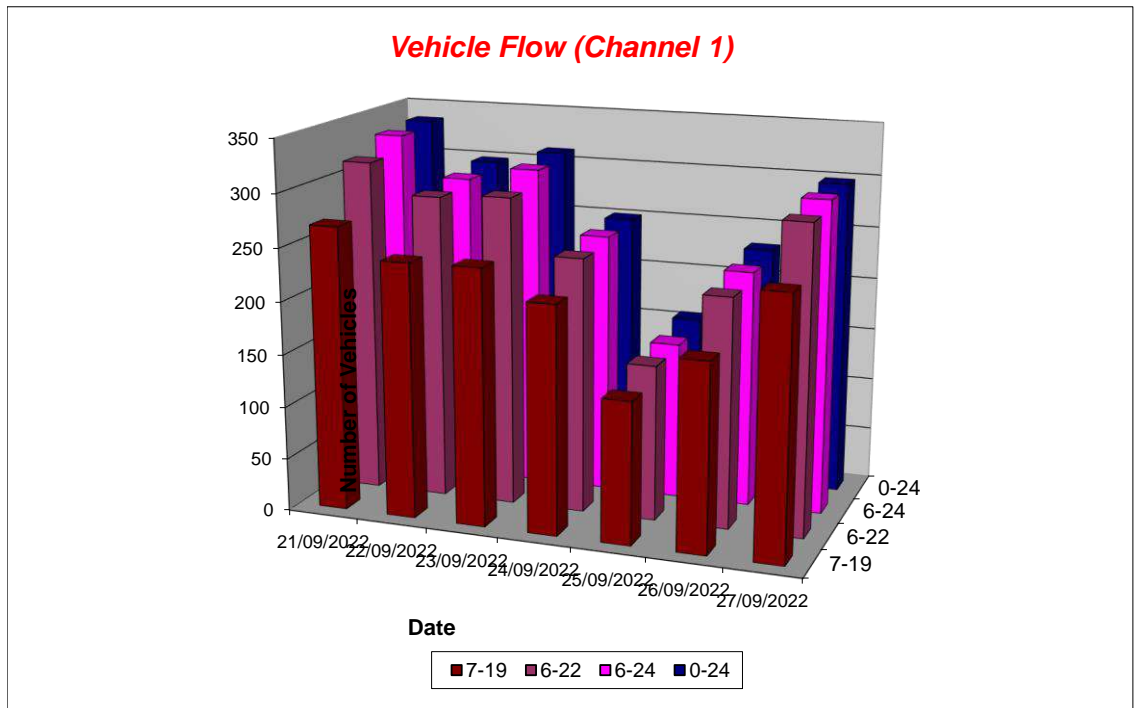


Channel 1 - Northbound

Vehicle Flow

Week 1

Hr Ending	21/09/2022 Wednesday	22/09/2022 Thursday	23/09/2022 Friday	24/09/2022 Saturday	25/09/2022 Sunday	26/09/2022 Monday	27/09/2022 Tuesday	5 Day Ave	7 Day Ave
1	0	0	0	2	5	2	0	0	1
2	0	1	1	0	1	0	0	0	0
3	0	1	1	0	0	1	0	1	0
4	0	0	0	0	0	1	0	0	0
5	0	0	1	0	0	0	0	0	0
6	4	3	2	1	1	2	2	3	2
7	5	3	5	6	3	4	6	5	5
8	15	11	11	4	1	8	11	11	9
9	18	14	10	7	1	6	18	13	11
10	13	10	13	12	10	14	16	13	13
11	19	17	14	34	7	17	18	17	18
12	39	25	33	35	12	25	28	30	28
13	30	18	29	20	14	10	27	23	21
14	18	34	13	19	11	11	12	18	17
15	17	13	10	12	13	14	16	14	14
16	27	17	20	19	8	15	16	19	17
17	26	29	29	18	16	13	27	25	23
18	31	29	31	10	20	28	34	31	26
19	16	24	29	25	21	16	20	21	22
20	17	17	21	7	6	17	23	19	15
21	11	18	7	8	0	8	14	12	9
22	14	9	17	5	4	11	3	11	9
23	7	3	10	2	0	3	3	5	4
24	8	2	4	4	2	4	4	4	4
7-19	269	241	242	215	134	177	243	234	217
6-22	316	288	292	241	147	217	289	280	256
6-24	331	293	306	247	149	224	296	290	264
0-24	335	298	311	250	156	230	298	294	268



# Stansted Mountfitchet ATC 07, Crafton Green

Produced by Streetwise Services Ltd.



Channel 1 - Northbound

Average Speed

Week 1

Hr Ending	21/09/2022 Wednesday	22/09/2022 Thursday	23/09/2022 Friday	24/09/2022 Saturday	25/09/2022 Sunday	26/09/2022 Monday	27/09/2022 Tuesday
1	-	-	-	13.0	10.8	15.5	-
2	-	18.0	18.0	-	18.0	-	-
3	-	5.0	5.0	-	-	13.0	-
4	-	-	-	-	-	13.0	-
5	-	-	18.0	-	-	-	-
6	14.2	13.0	18.0	18.0	13.0	18.0	18.0
7	15.0	14.7	15.4	13.3	12.0	12.2	13.3
8	13.7	15.5	13.1	15.5	13.0	13.2	15.3
9	12.9	14.8	12.7	13.0	13.0	13.8	13.8
10	12.8	12.9	12.8	15.9	14.0	13.3	14.1
11	13.4	14.1	13.7	13.6	14.4	12.8	13.7
12	11.5	13.5	13.0	13.4	14.0	13.0	13.5
13	14.0	12.4	14.8	14.7	12.4	10.8	16.0
14	14.1	13.1	14.2	13.9	13.2	14.4	10.8
15	13.6	10.5	15.5	13.2	13.9	10.7	14.4
16	15.6	14.1	15.0	12.8	12.6	12.1	15.2
17	13.8	14.3	14.9	12.7	13.1	12.8	12.7
18	12.3	13.9	14.9	12.9	15.4	14.9	12.7
19	12.8	13.4	13.8	13.4	13.9	15.0	13.3
20	13.6	15.4	15.4	13.7	13.8	13.9	14.8
21	14.5	12.9	13.7	13.9	-	14.2	14.6
22	13.6	15.4	14.2	17.0	13.0	12.7	13.0
23	15.1	16.3	14.5	18.0	-	14.7	14.7
24	14.5	15.5	16.8	18.0	13.0	15.5	18.0

10-12	12.1	13.8	13.2	13.5	14.2	12.9	13.6
14-16	14.8	12.6	15.2	13.0	13.4	11.4	14.8
0-24	13.5	13.7	14.3	13.8	13.6	13.4	14.0

7 Day Ave 13.8

85th Percentile

Hr Ending	21/09/2022 Wednesday	22/09/2022 Thursday	23/09/2022 Friday	24/09/2022 Saturday	25/09/2022 Sunday	26/09/2022 Monday	27/09/2022 Tuesday
1	-	-	-	13.3	18.3	18.6	-
2	-	18.1	18.1	-	18.1	-	-
3	-	5.6	5.8	-	-	13.8	-
4	-	-	-	-	-	13.0	-
5	-	-	18.3	-	-	-	-
6	18.7	13.5	18.0	18.8	13.2	18.2	18.5
7	18.5	18.3	23.3	18.4	19.0	18.1	18.5
8	13.8	18.6	18.4	18.3	13.1	18.1	18.2
9	18.3	18.6	13.3	13.9	13.4	18.3	18.3
10	13.3	18.3	13.9	18.6	18.4	18.1	18.1
11	18.8	18.3	14.0	18.6	18.5	18.0	18.6
12	13.0	18.8	13.4	18.4	18.2	13.5	18.2
13	18.8	13.8	18.3	18.1	18.5	18.7	18.9
14	18.8	18.6	18.2	18.6	18.3	18.5	13.1
15	13.7	14.0	18.2	18.7	18.6	13.8	18.4
16	18.0	18.9	18.6	13.9	13.5	13.1	18.3
17	18.4	18.2	18.4	13.8	18.2	13.2	18.9
18	18.9	18.7	18.4	18.0	18.9	18.7	18.8
19	18.8	19.0	18.7	18.5	18.7	18.5	18.3
20	13.7	18.2	18.3	13.9	18.5	18.4	18.7
21	19.0	18.5	13.8	18.4	-	18.1	18.3
22	18.9	23.1	18.2	18.7	13.4	13.7	13.1
23	18.1	19.0	18.2	18.5	-	18.9	18.0
24	18.9	18.7	23.6	28.5	13.1	18.5	18.3

10-12	13.4	18.0	13.3	18.5	18.8	18.1	18.8
14-16	18.5	18.6	18.5	13.4	18.5	13.8	18.3
0-24	18.8	18.1	18.9	18.4	18.8	18.4	18.2

7 Day Ave 18.5

# Stansted Mountfitchet ATC 07, Crafton Green

Produced by Streetwise Services Ltd.

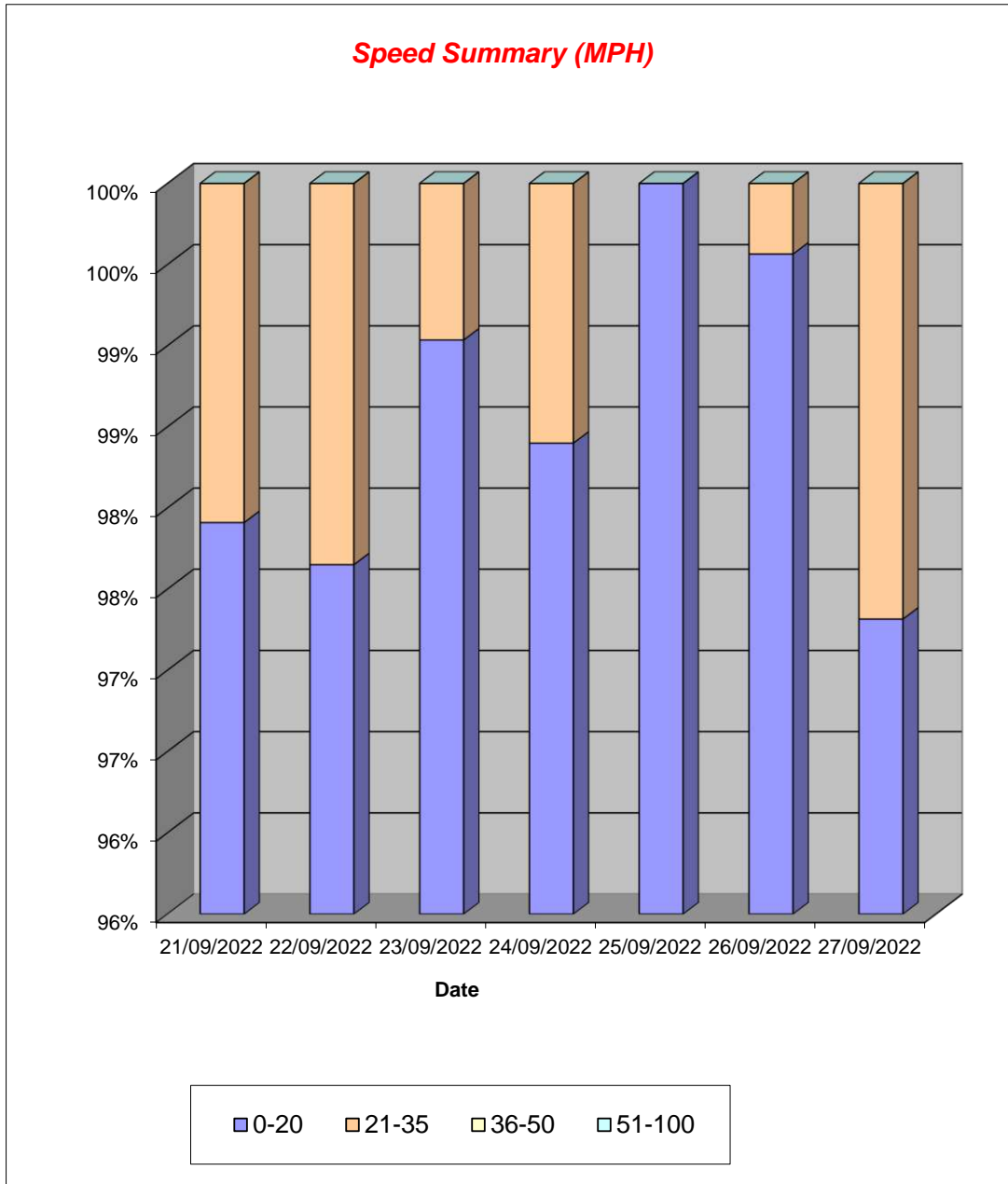


Channel 1 - Northbound

Speed Summary

Week 1

Speed (MPH)	21/09/2022 Wednesday	22/09/2022 Thursday	23/09/2022 Friday	24/09/2022 Saturday	25/09/2022 Sunday	26/09/2022 Monday	27/09/2022 Tuesday
0-20	328	291	308	246	156	229	290
21-35	7	7	3	4	0	1	8
36-50	0	0	0	0	0	0	0
51-100	0	0	0	0	0	0	0
<b>TOTAL</b>	<b>335</b>	<b>298</b>	<b>311</b>	<b>250</b>	<b>156</b>	<b>230</b>	<b>298</b>



## Stansted Mountfitchet ATC 07, Crafton Green

Produced by Streetwise Services Ltd.

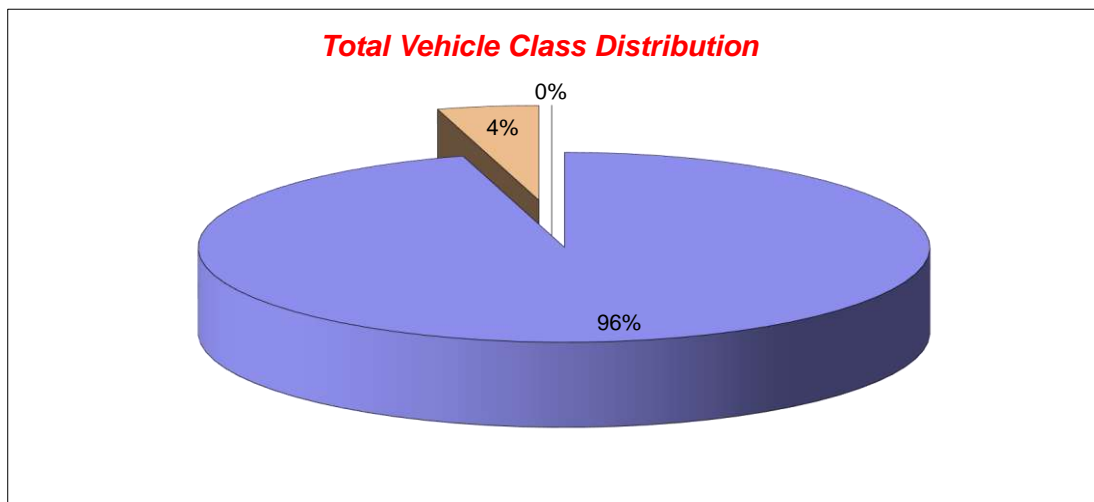


Channel 1 - Northbound

Vehicle Class

Week 1

Classes Day / Time	Car / LGV / Caravan - 1	OGV1 / Bus - 2,3,5,6,7,12	OGV2 - 4,8,9,10,11,13	TOTAL - 1-13
<b>21/09/2022</b>				
7-19	255	14	0	269
6-22	300	16	0	316
6-24	315	16	0	331
0-24	318	17	0	335
<b>22/09/2022</b>				
7-19	231	10	0	241
6-22	276	12	0	288
6-24	280	13	0	293
0-24	284	14	0	298
<b>23/09/2022</b>				
7-19	234	8	0	242
6-22	283	9	0	292
6-24	296	10	0	306
0-24	301	10	0	311
<b>24/09/2022</b>				
7-19	209	6	0	215
6-22	233	8	0	241
6-24	239	8	0	247
0-24	242	8	0	250
<b>25/09/2022</b>				
7-19	126	8	0	134
6-22	139	8	0	147
6-24	141	8	0	149
0-24	148	8	0	156
<b>26/09/2022</b>				
7-19	169	8	0	177
6-22	209	8	0	217
6-24	215	9	0	224
0-24	221	9	0	230
<b>27/09/2022</b>				
7-19	226	17	0	243
6-22	272	17	0	289
6-24	278	18	0	296
0-24	280	18	0	298
<b>Average</b>				
7-19	207	10	0	217
6-22	245	11	0	256
6-24	252	12	0	264
0-24	256	12	0	268



# Stansted Mountfitchet ATC 07, Crafton Green

Produced by Streetwise Services Ltd.

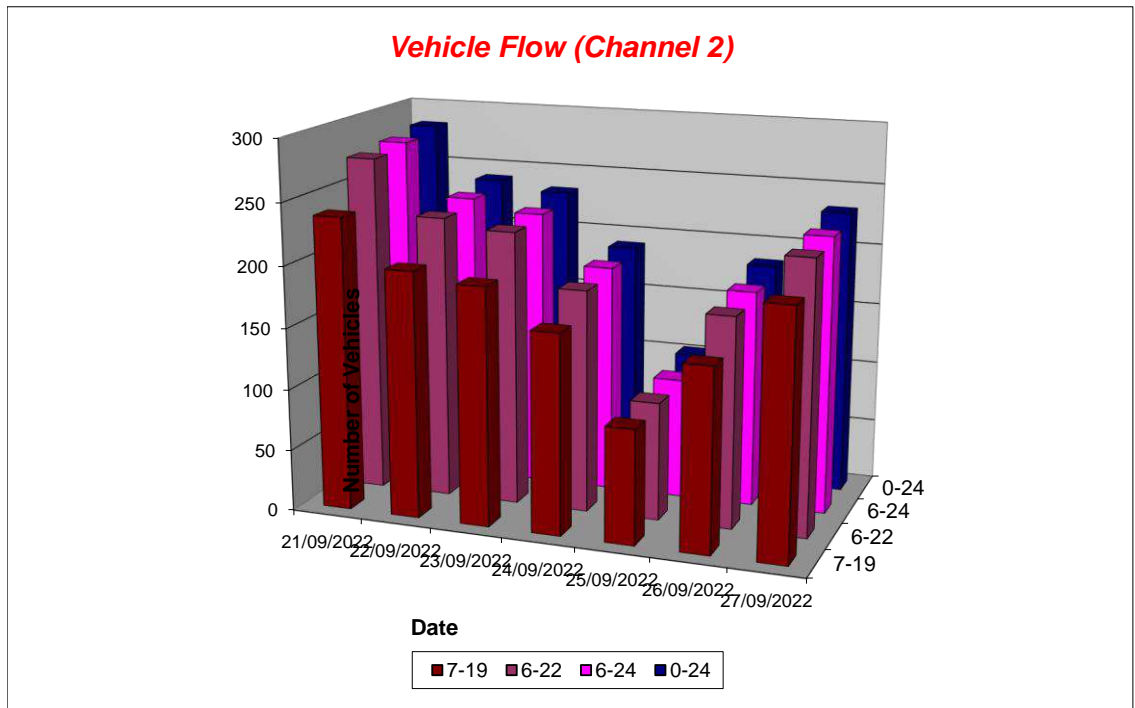


Channel 2 - Southbound

Vehicle Flow

Week 1

Hr Ending	21/09/2022 Wednesday	22/09/2022 Thursday	23/09/2022 Friday	24/09/2022 Saturday	25/09/2022 Sunday	26/09/2022 Monday	27/09/2022 Tuesday	5 Day Ave	7 Day Ave
1	0	0	0	1	0	0	0	0	0
2	0	1	1	0	0	0	0	0	0
3	0	0	0	0	0	1	0	0	0
4	0	0	0	0	0	1	0	0	0
5	1	0	1	0	0	1	1	1	1
6	4	4	5	3	5	5	6	5	5
7	8	2	4	2	0	2	3	4	3
8	18	15	11	2	2	11	13	14	10
9	27	25	15	10	0	14	29	22	17
10	22	11	23	11	8	17	20	19	16
11	28	20	13	25	7	12	19	18	18
12	21	23	23	27	7	9	13	18	18
13	17	15	14	15	10	9	16	14	14
14	19	17	9	14	6	14	17	15	14
15	14	10	7	13	12	8	5	9	10
16	22	11	18	10	5	10	8	14	12
17	9	13	21	9	11	11	16	14	13
18	25	21	17	18	21	22	31	23	22
19	16	19	22	8	4	11	12	16	13
20	13	18	17	5	2	12	13	15	11
21	8	10	2	6	0	4	5	6	5
22	7	0	7	6	1	5	1	4	4
23	1	3	3	2	0	2	0	2	2
24	3	2	0	3	2	3	4	2	2
7-19	238	200	193	162	93	148	199	196	176
6-22	274	230	223	181	96	171	221	224	199
6-24	278	235	226	186	98	176	225	228	203
0-24	283	240	233	190	103	184	232	234	209



# Stansted Mountfitchet ATC 07, Crafton Green

Produced by Streetwise Services Ltd.



Channel 2 - Southbound

Average Speed

Week 1

Hr Ending	21/09/2022 Wednesday	22/09/2022 Thursday	23/09/2022 Friday	24/09/2022 Saturday	25/09/2022 Sunday	26/09/2022 Monday	27/09/2022 Tuesday
1	-	-	-	18.0	-	-	-
2	-	13.0	18.0	-	-	-	-
3	-	-	-	-	-	13.0	-
4	-	-	-	-	-	13.0	-
5	13.0	-	18.0	-	-	18.0	18.0
6	14.2	13.0	11.4	13.0	14.0	17.0	13.0
7	13.9	15.5	18.0	13.0	-	13.0	13.0
8	15.8	14.5	15.5	13.0	13.0	13.0	14.2
9	10.9	14.4	11.9	13.5	-	12.5	10.9
10	12.5	9.1	12.1	14.4	13.0	12.6	12.6
11	13.5	13.6	12.4	12.7	13.7	13.2	12.8
12	10.3	11.3	10.5	13.1	14.7	12.7	10.5
13	14.2	13.8	13.9	13.7	13.7	13.2	11.4
14	12.5	15.6	15.2	13.0	9.8	13.4	10.0
15	14.6	13.2	10.7	12.7	12.3	14.9	12.4
16	13.1	15.3	13.8	13.2	16.0	11.9	13.0
17	14.7	12.2	13.2	13.0	13.9	12.0	13.3
18	14.6	12.9	12.8	13.6	12.5	14.5	14.3
19	14.1	13.8	11.4	13.0	10.2	12.7	15.9
20	13.5	13.7	13.7	15.0	13.0	14.7	15.3
21	15.5	13.2	13.0	14.2	-	14.2	16.0
22	14.4	-	16.1	7.7	13.0	13.0	18.0
23	13.0	5.0	13.0	13.0	-	9.0	-
24	10.3	15.5	-	10.3	13.0	14.7	16.8

10-12	12.2	12.4	11.2	12.9	14.2	13.0	11.9
14-16	13.7	14.3	13.0	12.9	13.4	13.2	12.8
0-24	13.3	13.3	12.9	13.1	13.0	13.3	12.9

7 Day Ave 13.1

85th Percentile

Hr Ending	21/09/2022 Wednesday	22/09/2022 Thursday	23/09/2022 Friday	24/09/2022 Saturday	25/09/2022 Sunday	26/09/2022 Monday	27/09/2022 Tuesday
1	-	-	-	18.8	-	-	-
2	-	14.0	18.4	-	-	-	-
3	-	-	-	-	-	13.1	-
4	-	-	-	-	-	13.2	-
5	13.5	-	18.5	-	-	18.1	18.2
6	18.3	13.1	13.2	13.2	18.6	18.4	13.2
7	18.3	18.0	18.6	14.0	-	14.0	13.3
8	18.0	18.3	18.5	13.1	13.7	13.5	18.8
9	13.5	18.5	13.7	13.6	-	18.5	13.1
10	18.2	13.9	18.9	18.8	13.0	14.0	13.5
11	13.9	18.5	13.4	13.4	13.8	18.2	13.8
12	13.6	13.4	13.3	13.5	18.4	13.4	13.8
13	18.8	18.8	18.3	13.8	18.3	18.4	18.3
14	18.9	18.8	18.2	13.1	19.0	13.5	14.0
15	18.3	18.7	13.5	18.2	13.8	18.5	18.8
16	13.5	18.7	18.2	18.0	18.7	13.1	13.7
17	18.1	14.0	13.6	13.7	18.4	13.5	13.9
18	18.6	13.3	13.4	13.6	13.7	19.0	18.9
19	18.4	18.5	13.9	13.6	18.3	13.6	18.4
20	19.0	18.4	18.5	18.2	13.4	18.9	18.1
21	18.1	18.7	13.2	18.5	-	18.7	19.0
22	18.9	-	28.7	13.7	13.4	13.4	18.8
23	13.6	5.2	13.7	13.8	-	13.7	-
24	13.3	18.4	-	13.4	13.9	18.1	18.7

10-12	13.1	13.5	13.6	13.9	18.1	13.8	13.4
14-16	18.5	18.8	13.8	18.7	18.6	18.7	13.0
0-24	18.2	18.5	18.2	13.2	18.3	18.5	18.2

7 Day Ave 17.6

# Stansted Mountfitchet ATC 07, Crafton Green

Produced by Streetwise Services Ltd.

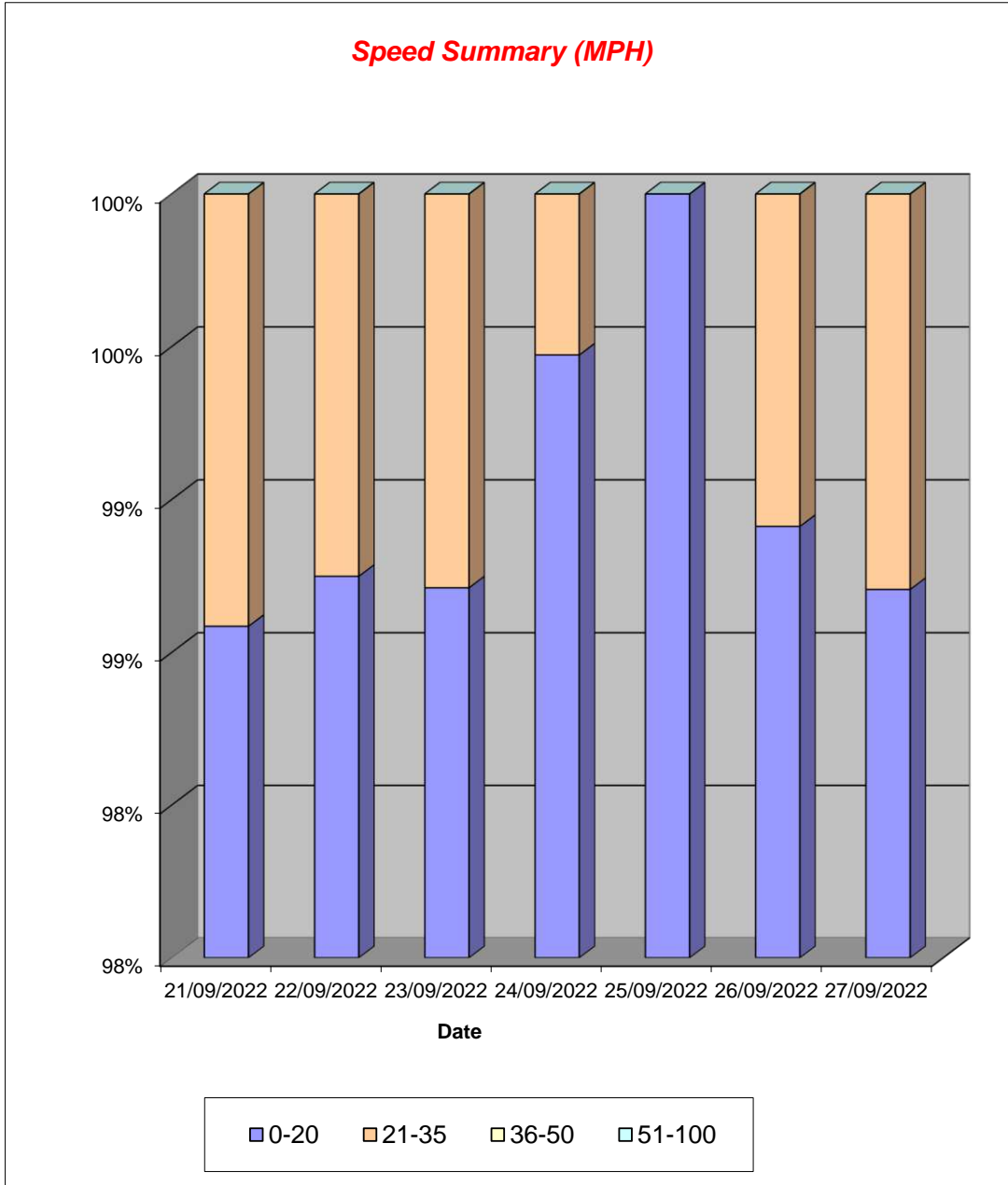


Channel 2 - Southbound

Speed Summary

Week 1

Speed (MPH)	21/09/2022 Wednesday	22/09/2022 Thursday	23/09/2022 Friday	24/09/2022 Saturday	25/09/2022 Sunday	26/09/2022 Monday	27/09/2022 Tuesday
0-20	279	237	230	189	103	182	229
21-35	4	3	3	1	0	2	3
36-50	0	0	0	0	0	0	0
51-100	0	0	0	0	0	0	0
<b>TOTAL</b>	<b>283</b>	<b>240</b>	<b>233</b>	<b>190</b>	<b>103</b>	<b>184</b>	<b>232</b>



## Stansted Mountfitchet ATC 07, Crafton Green

Produced by Streetwise Services Ltd.

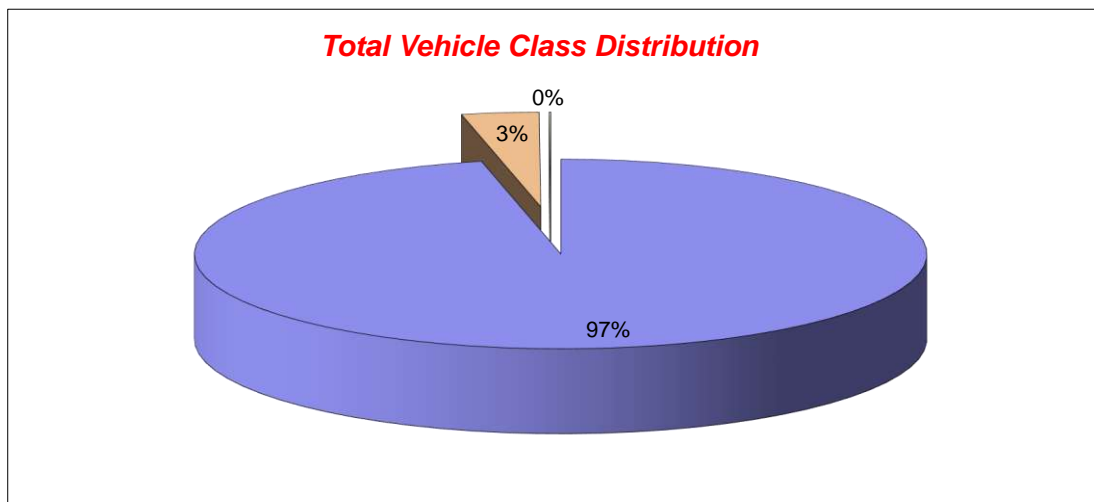


Channel 2 - Southbound

Vehicle Class

Week 1

Classes Day / Time	Car / LGV / Caravan - 1	OGV1 / Bus - 2,3,5,6,7,12	OGV2 - 4,8,9,10,11,13	TOTAL - 1-13
<b>21/09/2022</b>				
7-19	228	10	0	238
6-22	263	11	0	274
6-24	267	11	0	278
0-24	272	11	0	283
<b>22/09/2022</b>				
7-19	194	6	0	200
6-22	222	8	0	230
6-24	226	9	0	235
0-24	231	9	0	240
<b>23/09/2022</b>				
7-19	189	4	0	193
6-22	219	4	0	223
6-24	221	5	0	226
0-24	228	5	0	233
<b>24/09/2022</b>				
7-19	160	2	0	162
6-22	178	3	0	181
6-24	183	3	0	186
0-24	187	3	0	190
<b>25/09/2022</b>				
7-19	88	5	0	93
6-22	91	5	0	96
6-24	93	5	0	98
0-24	98	5	0	103
<b>26/09/2022</b>				
7-19	143	4	1	148
6-22	165	5	1	171
6-24	169	6	1	176
0-24	176	7	1	184
<b>27/09/2022</b>				
7-19	193	6	0	199
6-22	212	9	0	221
6-24	215	10	0	225
0-24	222	10	0	232
<b>Average</b>				
7-19	171	5	0	176
6-22	193	6	0	199
6-24	196	7	0	203
0-24	202	7	0	209





# Stansted Mountfitchet ATC 07, Crafton Green

Produced by Streetwise Services Ltd.

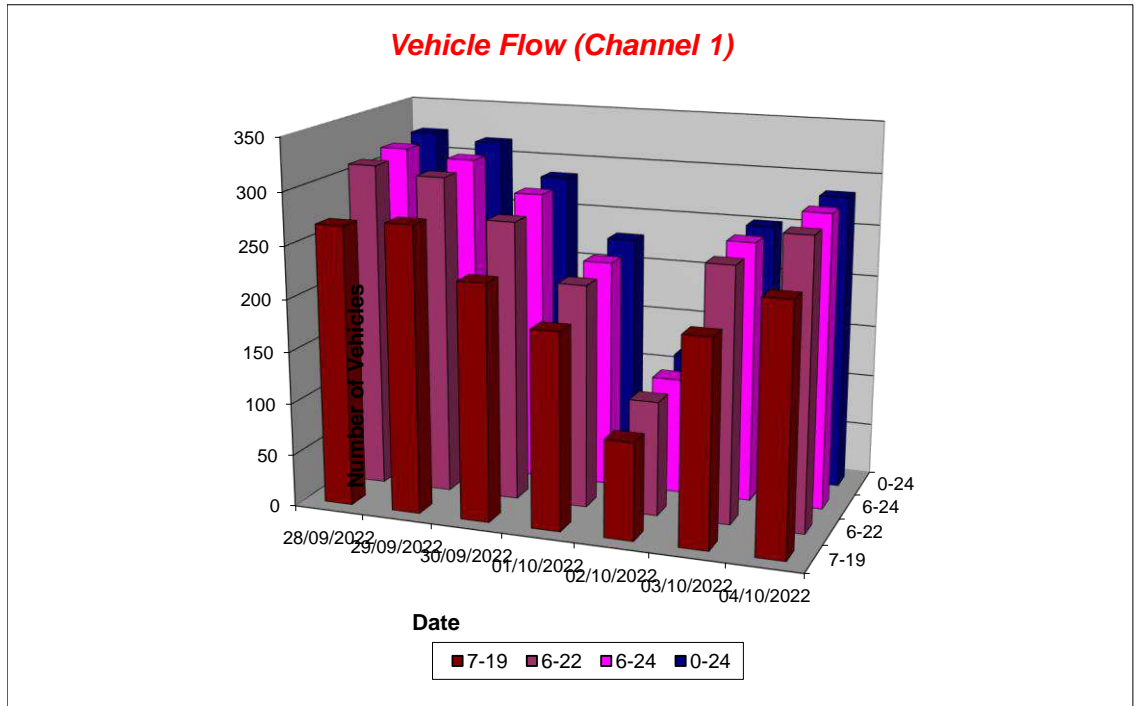


Channel 1 - Northbound

Vehicle Flow

Week 2

Hr Ending	28/09/2022 Wednesday	29/09/2022 Thursday	30/09/2022 Friday	01/10/2022 Saturday	02/10/2022 Sunday	03/10/2022 Monday	04/10/2022 Tuesday	5 Day Ave	7 Day Ave
1	0	2	1	2	1	1	1	1	1
2	0	0	0	2	1	0	0	0	0
3	0	0	1	1	0	0	0	0	0
4	0	0	0	0	0	0	0	0	0
5	1	2	0	2	0	0	0	1	1
6	4	2	2	1	2	0	1	2	2
7	5	2	4	4	2	4	5	4	4
8	18	13	7	3	2	8	10	11	9
9	21	17	10	7	1	8	18	15	12
10	18	20	18	9	5	6	8	14	12
11	17	24	11	11	9	14	28	19	16
12	41	30	31	33	4	18	15	27	25
13	30	29	28	25	16	24	17	26	24
14	23	16	8	17	8	15	14	15	14
15	13	14	22	15	9	22	21	18	17
16	14	23	13	15	7	11	25	17	15
17	17	25	22	11	8	22	24	22	18
18	29	35	30	22	7	30	34	32	27
19	27	28	26	20	17	18	21	24	22
20	19	7	18	8	3	13	19	15	12
21	13	15	14	7	9	7	11	12	11
22	7	7	6	7	3	24	6	10	9
23	3	5	6	4	1	2	3	4	3
24	2	0	7	2	1	4	3	3	3
7-19	268	274	226	188	93	196	235	240	211
6-22	312	305	268	214	110	244	276	281	247
6-24	317	310	281	220	112	250	282	288	253
0-24	322	316	285	228	116	251	284	292	257



# Stansted Mountfitchet ATC 07, Crafton Green

Produced by Streetwise Services Ltd.



Channel 1 - Northbound

Average Speed

Week 2

Hr Ending	28/09/2022 Wednesday	29/09/2022 Thursday	30/09/2022 Friday	01/10/2022 Saturday	02/10/2022 Sunday	03/10/2022 Monday	04/10/2022 Tuesday
1	-	15.5	18.0	15.5	23.0	5.0	13.0
2	-	-	-	15.5	18.0	-	-
3	-	-	18.0	13.0	-	-	-
4	-	-	-	-	-	-	-
5	18.0	13.0	-	15.5	-	-	-
6	13.0	15.5	13.0	18.0	11.5	-	5.0
7	13.4	18.0	16.8	11.0	13.0	14.8	17.0
8	16.4	16.1	13.3	10.3	9.0	15.5	14.0
9	14.5	16.4	14.2	13.3	13.0	14.9	13.1
10	15.1	15.2	14.1	12.7	15.0	11.7	13.6
11	14.8	14.0	13.2	16.2	14.1	10.1	11.1
12	13.2	14.0	14.2	13.5	11.0	13.2	12.6
13	13.3	13.4	13.5	14.9	15.0	11.7	12.4
14	14.5	12.3	12.6	16.2	14.2	12.4	11.6
15	13.2	14.1	14.8	14.5	9.4	13.3	12.6
16	14.8	14.2	13.3	12.9	14.7	14.4	14.1
17	12.2	14.0	13.7	14.1	13.6	13.6	15.5
18	13.8	13.5	12.5	13.3	13.7	13.6	13.0
19	14.2	14.3	14.3	13.8	13.4	14.4	13.0
20	15.1	11.9	13.9	14.9	14.7	11.9	13.8
21	13.9	17.0	14.2	13.7	15.2	13.7	13.2
22	12.6	15.1	13.0	13.7	14.7	14.0	13.0
23	13.0	18.0	11.7	15.5	13.0	9.0	14.7
24	15.5	-	14.0	15.5	13.0	13.0	14.7

10-12	13.7	14.0	13.9	14.2	13.2	11.9	11.6
14-16	14.0	14.1	14.3	13.7	11.8	13.6	13.4
0-24	14.1	14.4	13.8	14.1	13.7	13.1	13.2

7 Day Ave 13.8

85th Percentile

Hr Ending	28/09/2022 Wednesday	29/09/2022 Thursday	30/09/2022 Friday	01/10/2022 Saturday	02/10/2022 Sunday	03/10/2022 Monday	04/10/2022 Tuesday
1	-	18.5	18.6	18.1	23.8	5.2	13.3
2	-	-	-	18.7	18.9	-	-
3	-	-	19.0	13.9	-	-	-
4	-	-	-	-	-	-	-
5	18.2	13.3	-	18.2	-	-	-
6	13.5	18.9	13.2	18.9	18.8	-	5.7
7	18.4	18.3	23.9	13.8	13.2	23.2	18.1
8	18.1	18.3	18.1	13.4	13.1	18.4	18.1
9	18.3	18.2	19.0	18.5	13.0	18.6	13.3
10	18.6	18.3	18.6	13.8	18.2	13.3	13.7
11	18.8	18.0	18.6	18.8	18.4	13.5	13.6
12	18.5	18.7	18.9	18.4	13.2	18.4	13.3
13	18.2	18.8	18.6	18.2	19.0	18.6	13.3
14	18.9	13.3	13.2	18.3	18.9	18.1	13.8
15	18.4	18.7	18.9	18.4	13.6	18.5	13.3
16	18.3	18.4	18.1	18.2	18.7	18.2	18.4
17	13.8	18.8	13.8	18.6	13.6	19.0	18.4
18	18.2	18.7	13.8	18.1	13.8	18.9	18.8
19	18.4	18.4	18.2	18.2	18.0	19.0	18.4
20	18.2	13.1	18.4	18.7	18.8	18.8	18.7
21	18.9	18.4	18.4	13.8	18.8	13.8	18.7
22	13.6	18.3	13.5	13.8	18.8	18.8	13.4
23	13.4	18.7	13.3	19.0	13.3	14.0	19.0
24	18.4	-	18.6	18.5	13.5	13.3	18.6

10-12	18.9	18.3	18.2	18.0	18.6	13.2	13.5
14-16	18.6	18.8	18.1	18.4	18.8	18.7	18.2
0-24	18.9	18.2	18.9	18.3	18.6	18.0	18.6

7 Day Ave 18.5

# Stansted Mountfichet ATC 07, Crafton Green

Produced by Streetwise Services Ltd.

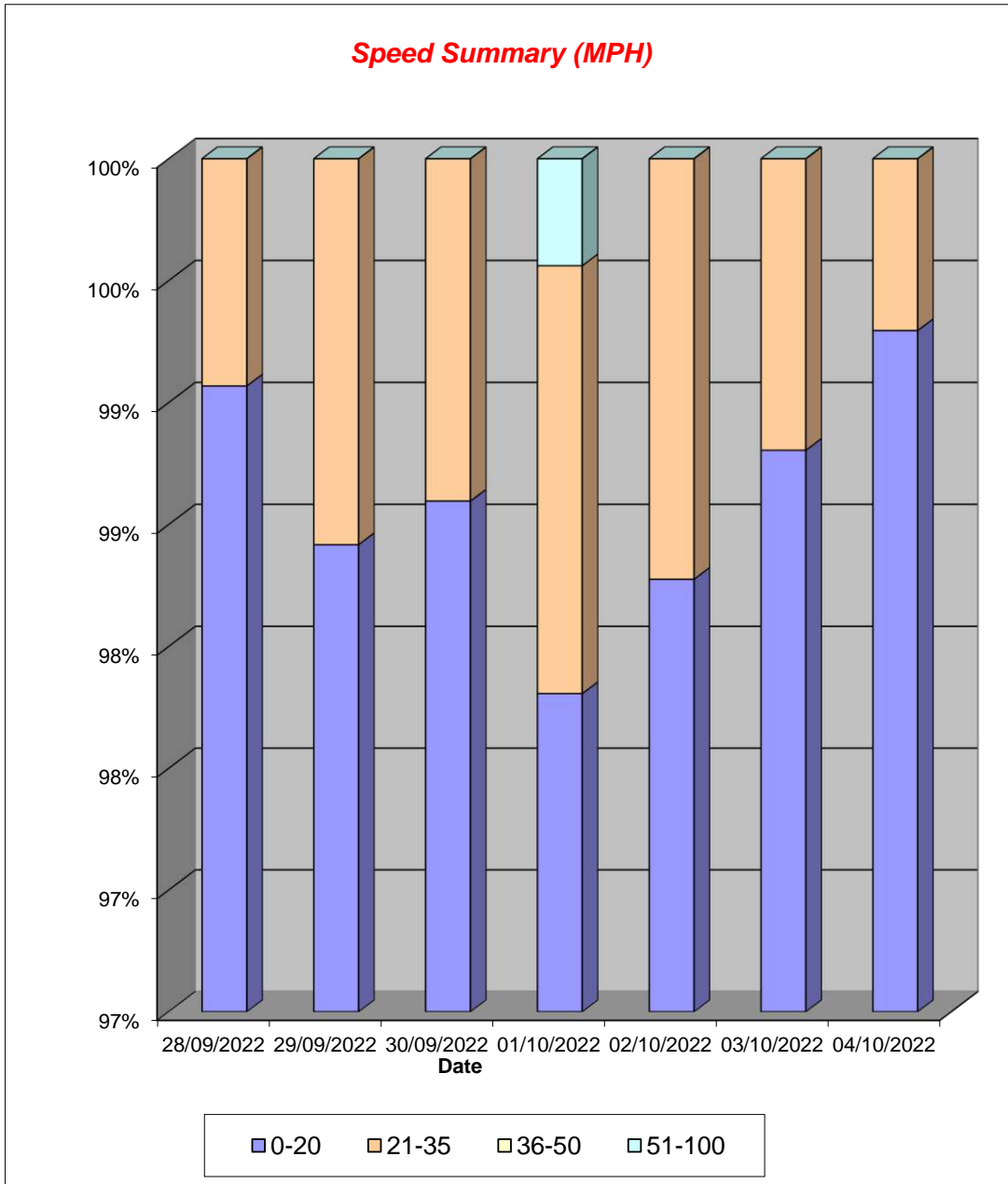


Channel 1 - Northbound

Speed Summary

Week 2

Speed (MPH)	28/09/2022 Wednesday	29/09/2022 Thursday	30/09/2022 Friday	01/10/2022 Saturday	02/10/2022 Sunday	03/10/2022 Monday	04/10/2022 Tuesday
0-20	319	311	281	223	114	248	282
21-35	3	5	4	4	2	3	2
36-50	0	0	0	0	0	0	0
51-100	0	0	0	1	0	0	0
<b>TOTAL</b>	<b>322</b>	<b>316</b>	<b>285</b>	<b>228</b>	<b>116</b>	<b>251</b>	<b>284</b>



## Stansted Mountfitchet ATC 07, Crafton Green

Produced by Streetwise Services Ltd.

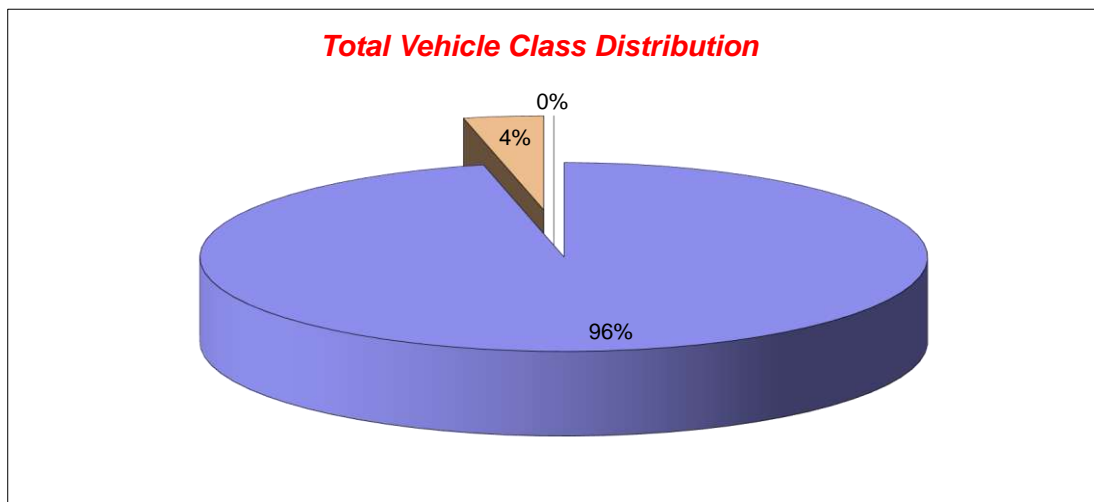


Channel 1 - Northbound

Vehicle Class

Week 2

Classes Day / Time	Car / LGV / Caravan - 1	OGV1 / Bus - 2,3,5,6,7,12	OGV2 - 4,8,9,10,11,13	TOTAL - 1-13
<b>28/09/2022</b>				
7-19	256	12	0	268
6-22	299	13	0	312
6-24	304	13	0	317
0-24	309	13	0	322
<b>29/09/2022</b>				
7-19	257	17	0	274
6-22	287	18	0	305
6-24	292	18	0	310
0-24	297	19	0	316
<b>30/09/2022</b>				
7-19	221	5	0	226
6-22	262	6	0	268
6-24	275	6	0	281
0-24	277	8	0	285
<b>01/10/2022</b>				
7-19	183	5	0	188
6-22	208	6	0	214
6-24	214	6	0	220
0-24	221	7	0	228
<b>02/10/2022</b>				
7-19	88	5	0	93
6-22	105	5	0	110
6-24	107	5	0	112
0-24	111	5	0	116
<b>03/10/2022</b>				
7-19	189	7	0	196
6-22	237	7	0	244
6-24	243	7	0	250
0-24	244	7	0	251
<b>04/10/2022</b>				
7-19	232	3	0	235
6-22	272	4	0	276
6-24	277	5	0	282
0-24	279	5	0	284
<b>Average</b>				
7-19	204	8	0	211
6-22	239	8	0	247
6-24	245	9	0	253
0-24	248	9	0	257



# Stansted Mountfitchet ATC 07, Crafton Green

Produced by Streetwise Services Ltd.

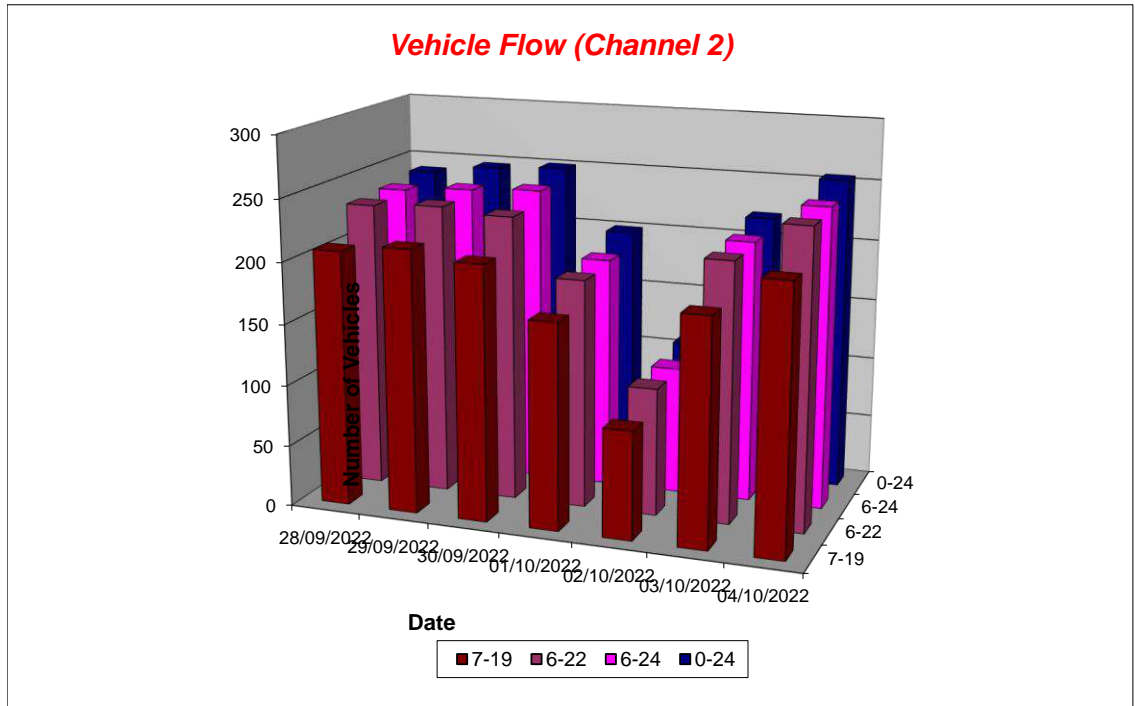


Channel 2 - Southbound

Vehicle Flow

Week 2

Hr Ending	28/09/2022 Wednesday	29/09/2022 Thursday	30/09/2022 Friday	01/10/2022 Saturday	02/10/2022 Sunday	03/10/2022 Monday	04/10/2022 Tuesday	5 Day Ave	7 Day Ave
1	0	1	1	3	0	0	0	0	1
2	0	0	0	1	1	0	0	0	0
3	0	0	1	0	0	0	0	0	0
4	0	0	0	0	0	0	2	0	0
5	1	1	0	3	0	1	1	1	1
6	4	6	6	4	4	6	7	6	5
7	3	2	2	3	3	4	5	3	3
8	15	12	10	6	4	16	21	15	12
9	24	26	23	11	0	19	36	26	20
10	18	22	25	10	8	16	16	19	16
11	27	20	22	20	13	21	21	22	21
12	30	19	22	25	5	12	17	20	19
13	12	20	19	15	10	17	12	16	15
14	21	14	14	18	7	17	18	17	16
15	7	13	10	14	11	9	14	11	11
16	10	21	15	11	4	9	12	13	12
17	7	12	15	10	7	11	12	11	11
18	19	19	17	17	14	24	26	21	19
19	18	16	15	10	5	12	9	14	12
20	17	10	10	9	5	20	12	14	12
21	2	9	11	1	8	2	9	7	6
22	3	1	2	6	0	2	2	2	2
23	1	3	7	2	0	2	1	3	2
24	1	0	3	1	0	0	2	1	1
7-19	208	214	207	167	88	183	214	205	183
6-22	233	236	232	186	104	211	242	231	206
6-24	235	239	242	189	104	213	245	235	210
0-24	240	247	250	200	109	220	255	242	217



# Stansted Mountfitchet ATC 07, Crafton Green

Produced by Streetwise Services Ltd.



Channel 2 - Southbound

Average Speed

Week 2

Hr Ending	28/09/2022 Wednesday	29/09/2022 Thursday	30/09/2022 Friday	01/10/2022 Saturday	02/10/2022 Sunday	03/10/2022 Monday	04/10/2022 Tuesday
1	-	13.0	18.0	18.0	-	-	-
2	-	-	-	5.0	13.0	-	-
3	-	-	23.0	-	-	-	-
4	-	-	-	-	-	-	13.0
5	18.0	13.0	-	18.0	-	18.0	13.0
6	13.0	13.0	15.5	12.2	13.0	13.8	13.7
7	13.0	13.0	15.5	14.7	14.7	16.8	15.0
8	13.0	14.7	17.5	18.0	16.8	14.6	17.0
9	9.9	10.8	15.0	15.3	-	15.9	14.9
10	12.3	14.2	16.4	14.4	17.4	13.4	15.9
11	12.0	10.2	14.5	14.3	15.2	13.9	13.3
12	12.1	11.7	14.1	14.2	14.4	12.1	12.0
13	15.1	12.8	14.3	14.1	16.5	15.6	11.8
14	13.8	13.7	14.9	21.3	18.0	15.5	12.8
15	15.4	12.4	16.0	15.9	15.0	13.2	11.6
16	13.5	13.7	14.3	14.5	15.5	15.8	13.8
17	13.3	13.6	16.3	16.5	17.3	13.2	16.8
18	13.0	12.0	13.5	15.6	15.9	14.5	14.1
19	14.9	13.8	17.3	16.5	15.0	15.9	15.2
20	10.6	14.7	17.0	17.4	17.0	14.8	15.5
21	13.0	13.0	21.8	5.0	17.4	15.5	13.6
22	13.0	13.0	15.5	19.7	-	15.5	15.5
23	13.0	13.0	13.0	18.0	-	13.0	18.0
24	13.0	-	19.7	18.0	-	-	18.0

10-12	12.1	10.9	14.3	14.3	15.0	13.2	12.7
14-16	14.3	13.2	15.0	15.3	15.1	14.5	12.7
0-24	12.7	12.8	15.6	15.9	16.0	14.6	14.3

7 Day Ave 14.6

85th Percentile

Hr Ending	28/09/2022 Wednesday	29/09/2022 Thursday	30/09/2022 Friday	01/10/2022 Saturday	02/10/2022 Sunday	03/10/2022 Monday	04/10/2022 Tuesday
1	-	13.7	18.6	18.7	-	-	-
2	-	-	-	6.0	13.8	-	-
3	-	-	23.3	-	-	-	-
4	-	-	-	-	-	-	13.4
5	18.7	13.5	-	18.0	-	18.8	13.5
6	13.5	13.4	18.9	19.0	13.7	18.3	13.8
7	13.9	13.9	18.8	18.1	18.7	18.8	18.7
8	13.3	19.0	23.6	23.3	18.7	18.7	18.0
9	13.7	13.6	18.4	18.6	-	18.9	18.6
10	18.9	18.5	18.7	18.8	18.2	18.2	18.9
11	13.3	13.6	18.2	18.0	23.8	18.4	18.3
12	18.4	13.1	18.1	18.1	18.1	13.6	18.1
13	18.0	13.2	18.2	18.6	18.2	18.4	18.4
14	18.3	13.8	18.8	38.3	19.0	18.2	18.8
15	24.0	13.0	19.0	18.4	18.8	18.6	13.4
16	13.8	13.8	18.3	18.5	18.2	18.6	18.4
17	18.6	18.4	18.7	18.7	18.2	18.1	18.7
18	13.6	13.5	18.8	18.5	18.2	18.1	18.4
19	18.3	18.6	23.0	18.3	18.9	18.6	18.7
20	13.5	18.8	18.8	18.1	23.3	18.8	18.5
21	13.8	13.0	33.5	5.4	18.3	18.6	13.7
22	13.9	13.4	18.2	23.6	-	18.4	18.3
23	13.1	13.1	13.6	18.8	-	13.2	18.1
24	13.5	-	23.9	18.6	-	-	19.0

10-12	13.4	13.3	18.9	18.7	18.7	18.5	18.3
14-16	18.1	13.6	18.7	18.8	18.7	19.0	13.6
0-24	18.5	13.5	18.0	18.4	18.8	18.8	18.3

7 Day Ave 17.8

# Stansted Mountfitchet ATC 07, Crafton Green

Produced by Streetwise Services Ltd.

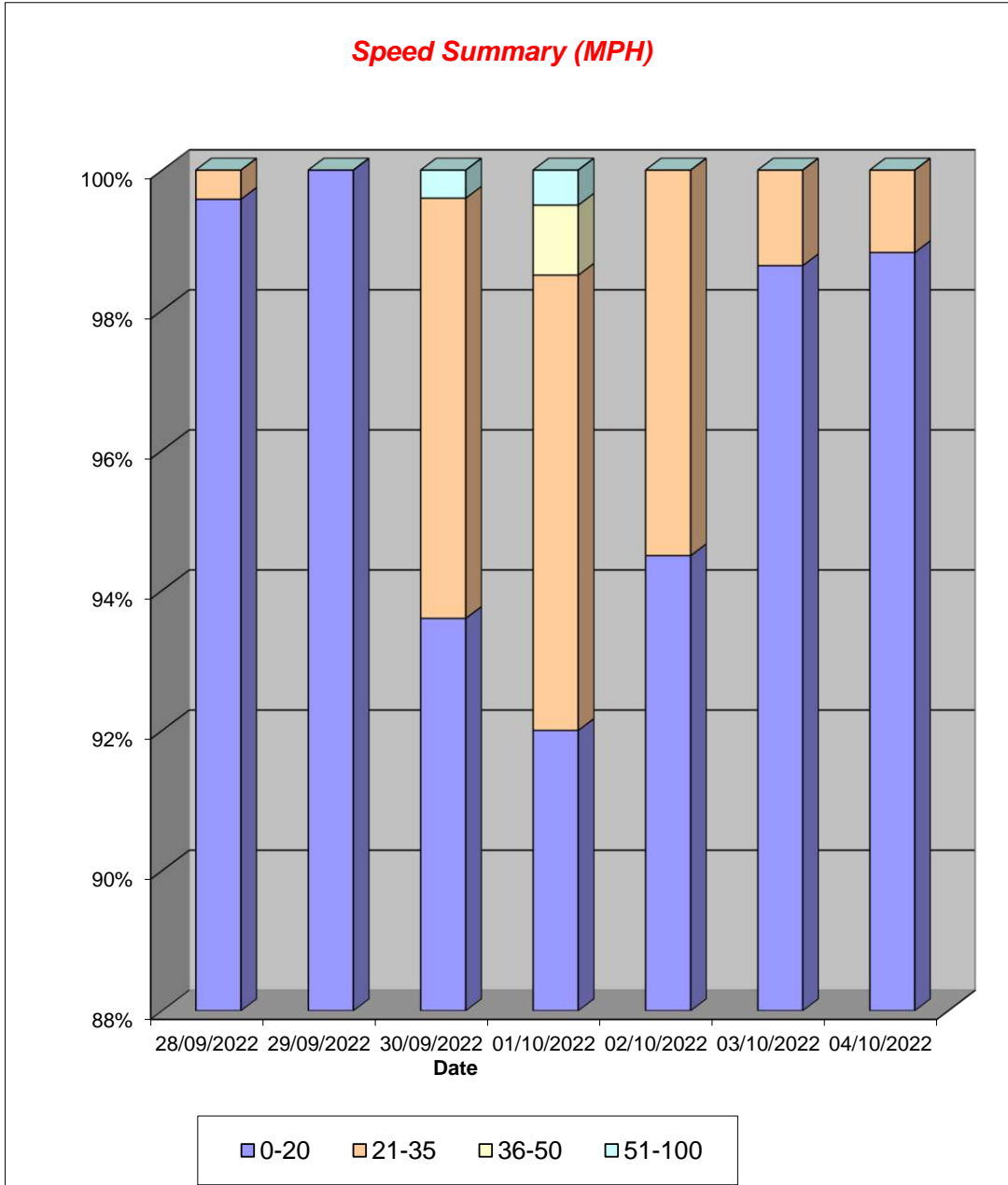


Channel 2 - Southbound

Speed Summary

Week 2

Speed (MPH)	28/09/2022 Wednesday	29/09/2022 Thursday	30/09/2022 Friday	01/10/2022 Saturday	02/10/2022 Sunday	03/10/2022 Monday	04/10/2022 Tuesday
0-20	239	247	234	184	103	217	252
21-35	1	0	15	13	6	3	3
36-50	0	0	0	2	0	0	0
51-100	0	0	1	1	0	0	0
<b>TOTAL</b>	<b>240</b>	<b>247</b>	<b>250</b>	<b>200</b>	<b>109</b>	<b>220</b>	<b>255</b>



## Stansted Mountfitchet ATC 07, Crafton Green

Produced by Streetwise Services Ltd.

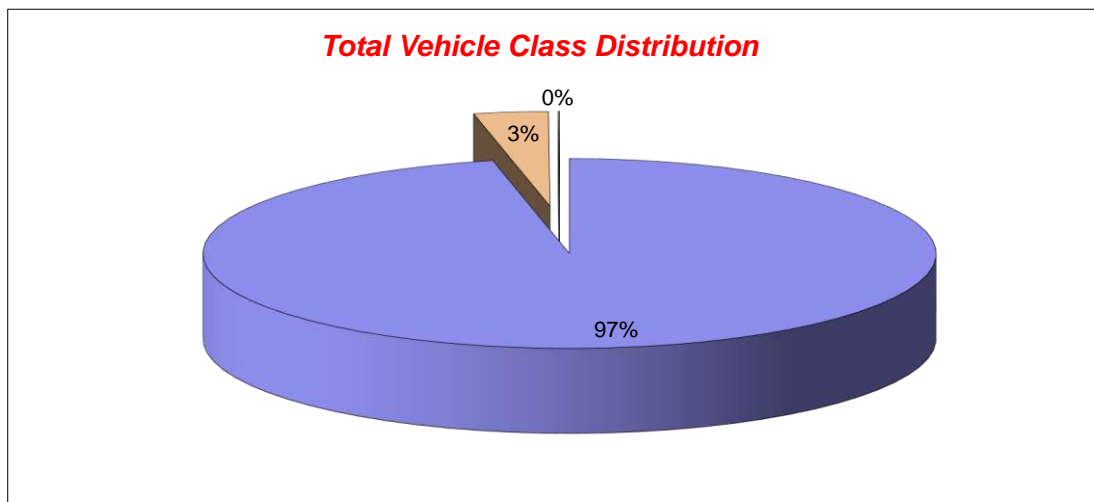


Channel 2 - Southbound

Vehicle Class

Week 2

Classes Day / Time	Car / LGV / Caravan - 1	OGV1 / Bus - 2,3,5,6,7,12	OGV2 - 4,8,9,10,11,13	TOTAL - 1-13
<b>28/09/2022</b>				
7-19	200	8	0	208
6-22	225	8	0	233
6-24	227	8	0	235
0-24	232	8	0	240
<b>29/09/2022</b>				
7-19	207	7	0	214
6-22	227	9	0	236
6-24	230	9	0	239
0-24	238	9	0	247
<b>30/09/2022</b>				
7-19	199	7	1	207
6-22	224	7	1	232
6-24	234	7	1	242
0-24	241	8	1	250
<b>01/10/2022</b>				
7-19	163	4	0	167
6-22	181	5	0	186
6-24	184	5	0	189
0-24	193	7	0	200
<b>02/10/2022</b>				
7-19	85	3	0	88
6-22	101	3	0	104
6-24	101	3	0	104
0-24	106	3	0	109
<b>03/10/2022</b>				
7-19	176	7	0	183
6-22	204	7	0	211
6-24	206	7	0	213
0-24	213	7	0	220
<b>04/10/2022</b>				
7-19	207	7	0	214
6-22	235	7	0	242
6-24	237	8	0	245
0-24	247	8	0	255
<b>Average</b>				
7-19	177	6	0	183
6-22	200	7	0	206
6-24	203	7	0	210
0-24	210	7	0	217





10318-8

# Stansted Mountfitchet ATC 08, B1383

Produced by Streetwise Services Ltd.

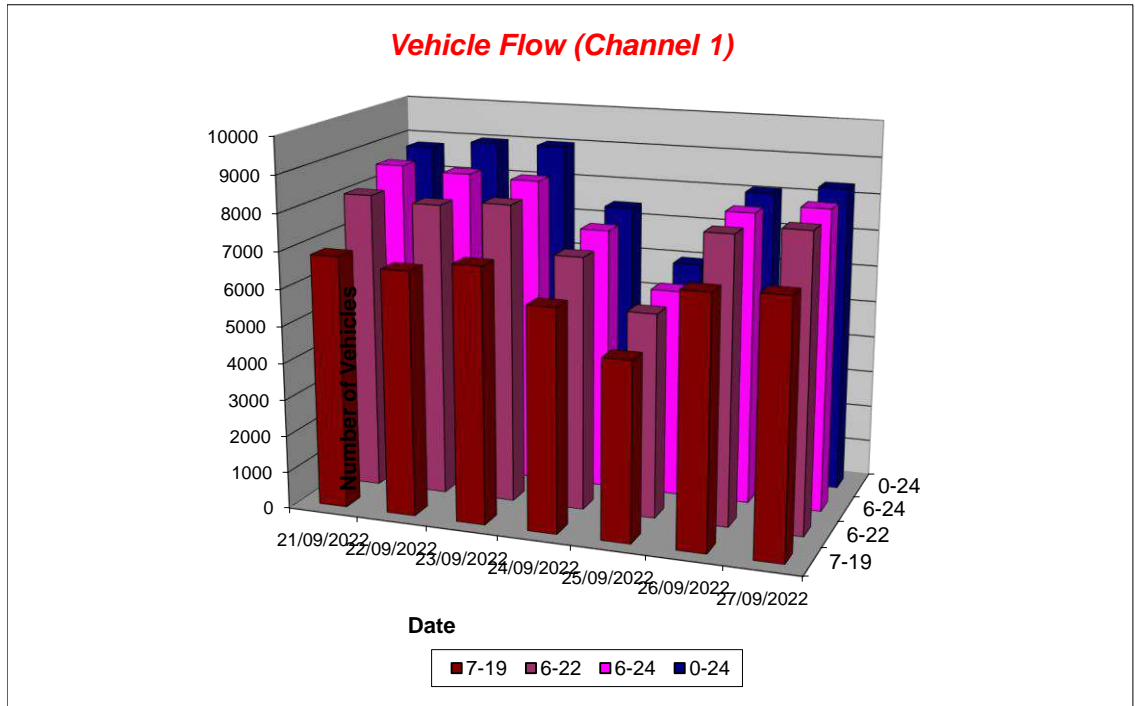


Channel 1 - Northbound

Vehicle Flow

Week 1

Hr Ending	21/09/2022 Wednesday	22/09/2022 Thursday	23/09/2022 Friday	24/09/2022 Saturday	25/09/2022 Sunday	26/09/2022 Monday	27/09/2022 Tuesday	5 Day Ave	7 Day Ave
1	58	142	200	77	113	30	38	94	94
2	28	127	149	55	63	25	19	70	67
3	14	90	112	31	40	12	14	48	45
4	15	91	78	30	35	17	17	44	40
5	24	34	24	26	24	21	26	26	26
6	62	57	64	28	22	50	55	58	48
7	183	185	164	101	50	149	194	175	147
8	484	454	438	177	84	452	450	456	363
9	619	605	586	353	136	480	578	574	480
10	458	471	483	414	289	527	510	490	450
11	453	449	459	533	401	450	445	451	456
12	461	453	518	638	562	489	470	478	513
13	527	489	559	666	569	489	519	517	545
14	486	535	546	609	497	516	505	518	528
15	578	537	552	567	524	553	561	556	553
16	662	610	659	540	513	621	659	642	609
17	683	663	710	534	488	670	670	679	631
18	803	739	763	532	417	863	812	796	704
19	635	615	637	449	354	624	642	631	565
20	509	550	518	344	281	442	457	495	443
21	314	356	278	240	232	268	295	302	283
22	242	256	237	171	139	176	235	229	208
23	269	274	165	170	83	102	118	186	169
24	208	216	116	134	49	54	48	128	118
7-19	6849	6620	6910	6012	4834	6734	6821	6787	6397
6-22	8097	7967	8107	6868	5536	7769	8002	7988	7478
6-24	8574	8457	8388	7172	5668	7925	8168	8302	7765
0-24	8775	8998	9015	7419	5965	8080	8337	8641	8084



# Stansted Mountfitchet ATC 08, B1383

Produced by Streetwise Services Ltd.



Channel 1 - Northbound

Average Speed

Week 1

Hr Ending	21/09/2022 Wednesday	22/09/2022 Thursday	23/09/2022 Friday	24/09/2022 Saturday	25/09/2022 Sunday	26/09/2022 Monday	27/09/2022 Tuesday
1	34.3	32.3	31.0	35.2	34.0	37.2	35.6
2	36.0	31.7	32.2	35.8	32.8	35.2	37.3
3	33.0	32.4	32.4	34.5	35.9	37.0	39.6
4	33.5	31.3	33.4	37.8	36.4	36.2	33.9
5	36.0	36.5	38.4	38.8	34.2	32.3	37.6
6	36.5	36.3	36.0	37.1	36.0	36.6	38.0
7	33.5	33.5	34.1	34.5	35.2	34.3	34.2
8	31.0	32.2	31.8	34.3	35.1	30.8	30.5
9	28.1	29.2	29.1	32.7	31.9	23.0	28.7
10	30.7	28.9	30.9	32.4	32.7	30.5	30.2
11	30.6	29.6	31.3	31.2	32.1	30.9	31.6
12	30.6	29.7	30.8	30.1	30.8	29.0	31.0
13	29.1	30.4	30.7	30.5	31.8	29.7	30.5
14	29.8	30.0	30.3	30.4	30.3	31.7	30.7
15	30.9	29.1	20.9	31.0	31.7	29.6	30.0
16	29.6	30.5	28.2	29.5	31.5	29.5	28.2
17	30.1	29.8	24.8	31.1	32.0	29.9	27.9
18	24.0	25.3	24.9	30.2	32.3	28.3	25.9
19	29.3	31.2	31.4	31.8	33.0	30.3	31.2
20	31.6	31.3	31.2	32.2	34.0	31.7	31.5
21	32.6	32.1	33.7	32.9	33.0	33.4	33.2
22	34.0	33.8	33.6	33.2	35.4	33.8	33.8
23	31.6	32.3	33.8	33.0	34.9	34.0	34.8
24	31.4	31.8	35.0	34.2	35.9	35.8	38.2
10-12	30.6	29.6	31.0	30.6	31.3	29.9	31.3
14-16	30.2	29.8	24.8	30.3	31.6	29.5	29.0
0-24	30.0	30.3	29.5	31.5	32.3	30.1	30.2

7 Day Ave 30.6

85th Percentile

Hr Ending	21/09/2022 Wednesday	22/09/2022 Thursday	23/09/2022 Friday	24/09/2022 Saturday	25/09/2022 Sunday	26/09/2022 Monday	27/09/2022 Tuesday
1	43.7	38.6	39.0	43.7	43.9	43.7	43.2
2	43.5	38.3	38.4	43.9	38.7	43.9	43.5
3	38.6	33.3	38.3	38.8	43.5	48.5	48.3
4	38.3	38.8	38.2	43.0	43.4	43.1	38.3
5	48.3	43.8	48.2	56.0	43.1	38.8	48.0
6	43.8	43.6	43.6	48.9	43.8	43.4	43.5
7	38.0	39.0	38.4	43.4	43.5	38.5	38.2
8	38.8	38.9	38.4	43.7	43.8	33.5	38.9
9	33.8	33.2	33.7	38.5	38.6	33.2	33.6
10	33.7	33.7	38.3	38.5	38.8	33.3	33.8
11	38.0	34.0	33.6	33.5	38.0	33.1	38.9
12	33.4	33.2	33.2	33.4	33.2	33.6	33.3
13	33.9	33.5	38.2	33.4	38.1	33.2	33.5
14	33.8	33.1	33.6	33.3	38.1	38.9	33.1
15	33.4	34.0	33.1	33.1	38.3	33.1	38.6
16	34.0	33.7	33.5	38.2	38.1	33.4	33.4
17	33.9	33.0	33.9	39.0	38.0	33.3	34.0
18	33.1	33.6	33.3	38.1	38.5	33.9	33.1
19	33.9	38.1	38.8	38.4	38.7	33.8	38.9
20	38.4	38.1	33.4	38.4	38.5	38.3	38.6
21	38.5	38.8	38.3	38.5	38.8	38.7	38.3
22	38.8	38.3	38.9	38.2	43.1	38.3	38.1
23	38.1	38.0	38.6	38.5	43.2	43.1	43.5
24	38.6	38.3	38.6	38.3	43.7	43.0	48.2
10-12	33.5	33.4	33.4	33.6	38.5	33.3	34.0
14-16	33.3	33.3	33.1	33.5	38.4	33.8	33.1
0-24	33.6	38.9	38.6	38.2	38.1	33.3	33.0

7 Day Ave 36.2

# Stansted Mountfitchet ATC 08, B1383

Produced by Streetwise Services Ltd.

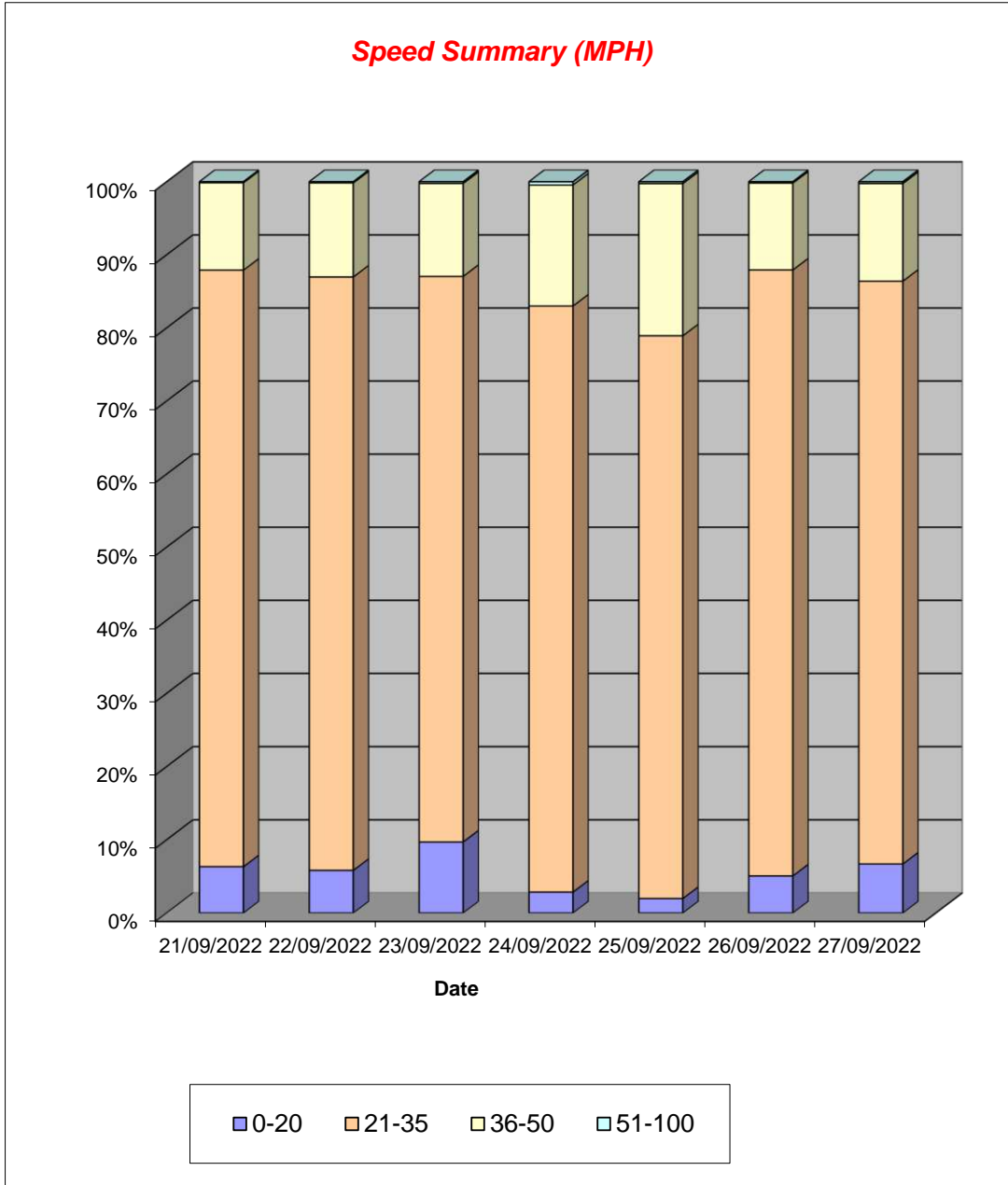


Channel 1 - Northbound

Speed Summary

Week 1

Speed (MPH)	21/09/2022 Wednesday	22/09/2022 Thursday	23/09/2022 Friday	24/09/2022 Saturday	25/09/2022 Sunday	26/09/2022 Monday	27/09/2022 Tuesday
0-20	555	524	875	212	118	409	558
21-35	7159	7302	6973	5946	4590	6696	6645
36-50	1049	1158	1146	1228	1242	960	1114
51-100	12	14	21	33	15	15	20
<b>TOTAL</b>	<b>8775</b>	<b>8998</b>	<b>9015</b>	<b>7419</b>	<b>5965</b>	<b>8080</b>	<b>8337</b>



# Stansted Mountfitchet ATC 08, B1383

Produced by Streetwise Services Ltd.

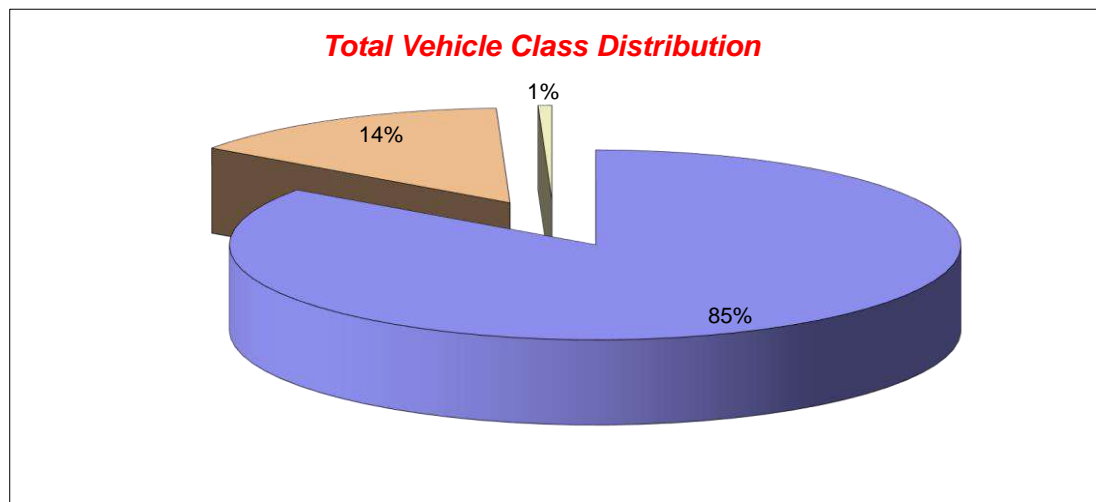


Channel 1 - Northbound

Vehicle Class

Week 1

Classes Day / Time	Car / LGV / Caravan - 1	OGV1 / Bus - 2,3,5,6,7,12	OGV2 - 4,8,9,10,11,13	TOTAL - 1-13
21/09/2022				
7-19	5773	1053	23	6849
6-22	6867	1204	26	8097
6-24	7244	1286	44	8574
0-24	7385	1342	48	8775
22/09/2022				
7-19	5535	1049	36	6620
6-22	6710	1219	38	7967
6-24	7099	1305	53	8457
0-24	7454	1447	97	8998
23/09/2022				
7-19	5846	1019	45	6910
6-22	6896	1164	47	8107
6-24	7142	1199	47	8388
0-24	7571	1348	96	9015
24/09/2022				
7-19	5343	656	13	6012
6-22	6088	766	14	6868
6-24	6359	798	15	7172
0-24	6556	846	17	7419
25/09/2022				
7-19	4355	467	12	4834
6-22	4976	548	12	5536
6-24	5099	557	12	5668
0-24	5347	605	13	5965
26/09/2022				
7-19	5629	1074	31	6734
6-22	6514	1223	32	7769
6-24	6658	1235	32	7925
0-24	6771	1277	32	8080
27/09/2022				
7-19	5629	1158	34	6821
6-22	6646	1318	38	8002
6-24	6785	1344	39	8168
0-24	6910	1387	40	8337
Average				
7-19	5444	925	28	6397
6-22	6385	1063	30	7478
6-24	6627	1103	35	7765
0-24	6856	1179	49	8084



# Stansted Mountfitchet ATC 08, B1383

Produced by Streetwise Services Ltd.

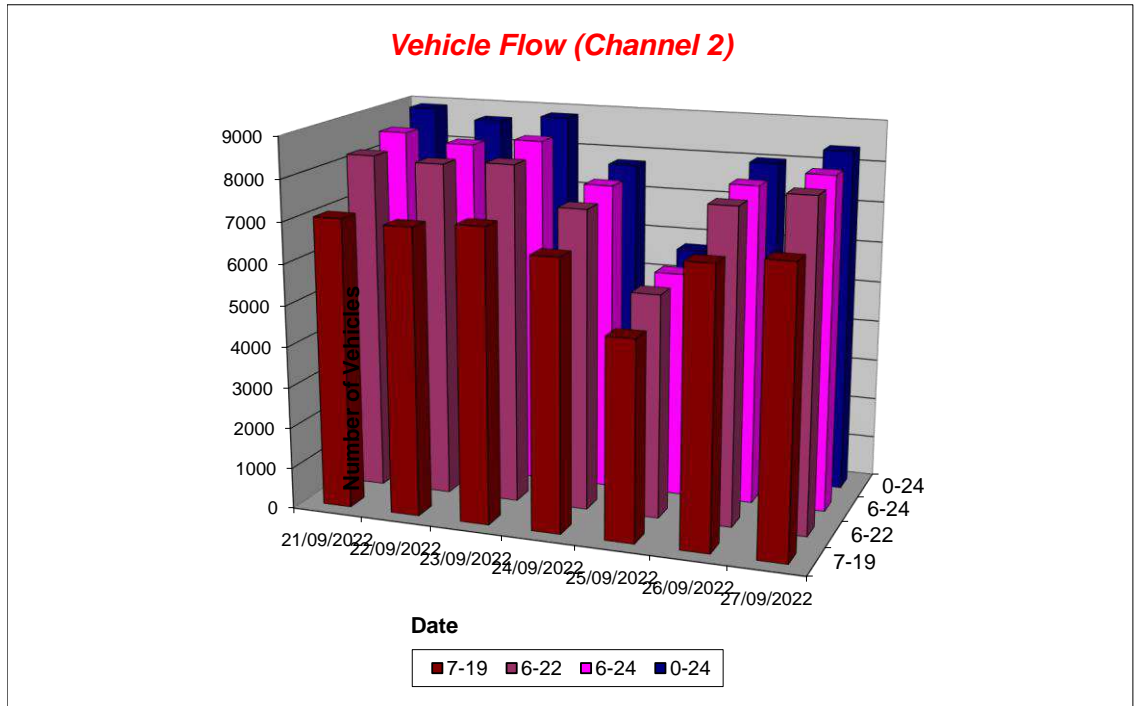


Channel 2 - Southbound

Vehicle Flow

Week 1

Hr Ending	21/09/2022 Wednesday	22/09/2022 Thursday	23/09/2022 Friday	24/09/2022 Saturday	25/09/2022 Sunday	26/09/2022 Monday	27/09/2022 Tuesday	5 Day Ave	7 Day Ave
1	55	43	40	53	74	17	26	36	44
2	53	28	45	29	46	18	14	32	33
3	29	28	36	22	23	10	12	23	23
4	30	33	21	23	13	15	20	24	22
5	37	42	40	23	12	20	31	34	29
6	156	150	134	47	24	146	162	150	117
7	396	357	327	118	66	326	368	355	280
8	779	801	656	293	113	765	768	754	596
9	779	738	756	493	228	532	669	695	599
10	545	637	611	622	481	566	597	591	580
11	526	496	559	624	505	528	494	521	533
12	550	499	551	655	589	540	505	529	556
13	495	487	598	598	571	506	487	515	535
14	514	471	524	640	480	479	483	494	513
15	535	540	478	613	458	522	492	513	520
16	596	541	646	536	415	557	597	587	555
17	651	633	599	547	364	639	653	635	584
18	609	610	642	526	340	616	659	627	572
19	481	535	510	413	305	451	481	492	454
20	351	378	400	295	235	314	389	366	337
21	243	276	206	195	168	172	205	220	209
22	197	153	183	145	119	117	140	158	151
23	211	115	183	124	57	95	102	141	127
24	81	70	91	111	29	50	44	67	68
7-19	7060	6988	7130	6560	4849	6701	6885	6953	6596
6-22	8247	8152	8246	7313	5437	7630	7987	8052	7573
6-24	8539	8337	8520	7548	5523	7775	8133	8261	7768
0-24	8899	8661	8836	7745	5715	8001	8398	8559	8036



# Stansted Mountfitchet ATC 08, B1383

Produced by Streetwise Services Ltd.



Channel 2 - Southbound

Average Speed

Week 1

Hr Ending	21/09/2022 Wednesday	22/09/2022 Thursday	23/09/2022 Friday	24/09/2022 Saturday	25/09/2022 Sunday	26/09/2022 Monday	27/09/2022 Tuesday
1	32.2	35.0	33.0	34.4	33.8	39.6	36.7
2	33.8	30.7	32.0	33.1	33.9	33.8	33.4
3	32.7	36.1	33.8	37.2	37.2	32.0	35.7
4	36.2	36.6	38.6	37.9	37.6	35.3	37.8
5	35.8	37.1	36.6	35.8	33.8	36.0	38.0
6	35.7	36.8	36.5	36.2	38.0	35.6	37.0
7	32.9	34.4	33.5	35.1	36.0	33.3	33.8
8	28.1	30.5	30.6	34.9	37.0	29.8	30.1
9	29.8	30.1	29.3	32.8	33.6	14.5	22.2
10	30.4	29.9	30.7	31.0	32.5	30.5	30.1
11	31.2	30.5	30.4	30.9	31.9	30.1	30.5
12	30.1	31.0	30.7	30.2	31.0	30.4	30.6
13	30.0	29.9	30.3	31.0	31.2	30.4	30.2
14	30.7	30.9	30.5	31.4	31.4	31.3	30.2
15	30.1	30.4	26.6	31.4	32.0	30.5	29.8
16	30.9	31.4	30.3	31.5	31.7	30.5	30.7
17	30.7	30.6	30.2	30.4	32.3	30.9	30.5
18	30.1	30.1	30.7	31.8	32.3	31.2	30.8
19	31.0	31.2	32.1	31.8	33.0	31.2	31.6
20	30.8	30.7	31.3	31.7	32.6	31.3	31.4
21	31.7	32.1	32.6	31.7	32.4	33.2	32.9
22	32.5	32.9	33.0	33.7	33.7	33.3	33.7
23	31.6	33.2	32.8	32.9	34.7	34.0	34.6
24	34.0	33.9	35.4	33.7	36.5	34.8	36.5

10-12	30.7	30.8	30.6	30.6	31.4	30.3	30.5
14-16	30.5	30.9	28.8	31.5	31.8	30.5	30.3
0-24	30.7	31.0	30.8	31.7	32.3	30.0	30.4

7 Day Ave 31.0

85th Percentile

Hr Ending	21/09/2022 Wednesday	22/09/2022 Thursday	23/09/2022 Friday	24/09/2022 Saturday	25/09/2022 Sunday	26/09/2022 Monday	27/09/2022 Tuesday
1	38.3	43.3	38.7	43.6	38.2	56.1	43.8
2	43.5	43.3	38.5	38.3	43.2	43.8	38.3
3	43.9	43.2	43.6	48.1	43.3	38.5	48.7
4	43.5	43.5	43.2	43.2	43.8	43.2	43.4
5	43.4	43.2	43.5	43.1	38.1	38.9	43.8
6	43.8	43.6	43.7	43.4	43.5	43.4	43.7
7	38.8	38.4	38.8	44.0	38.8	38.3	38.4
8	33.7	33.9	33.4	38.5	43.8	33.8	33.1
9	33.7	33.5	33.9	38.5	38.3	28.2	33.4
10	34.0	33.2	33.7	34.0	39.0	33.4	33.3
11	33.3	33.7	33.1	33.2	38.8	33.2	33.7
12	33.5	33.7	33.6	33.4	33.7	33.9	33.3
13	33.4	33.6	33.7	33.4	33.9	33.6	33.8
14	33.7	33.8	33.0	33.3	33.9	33.4	33.2
15	33.2	33.2	33.4	33.5	38.4	33.4	33.6
16	33.4	33.8	33.4	38.1	38.1	33.9	34.0
17	33.5	33.2	33.3	33.5	39.0	33.6	33.2
18	33.8	34.0	39.0	39.0	38.8	33.9	33.9
19	33.5	33.1	33.8	38.6	38.7	33.5	33.1
20	38.4	33.1	33.7	38.9	38.4	33.3	39.0
21	38.5	38.8	38.4	38.7	38.0	38.9	38.6
22	38.2	38.4	38.7	38.4	43.2	38.3	38.6
23	38.6	38.5	38.3	38.7	43.2	38.3	38.9
24	43.5	38.1	38.4	38.1	43.5	43.2	43.6

10-12	33.7	33.1	33.4	33.8	33.4	33.3	33.2
14-16	33.9	33.2	33.9	33.7	38.1	33.0	33.9
0-24	33.4	33.0	33.1	38.5	38.3	33.7	33.1

7 Day Ave 34.7

# Stansted Mountfitchet ATC 08, B1383

Produced by Streetwise Services Ltd.

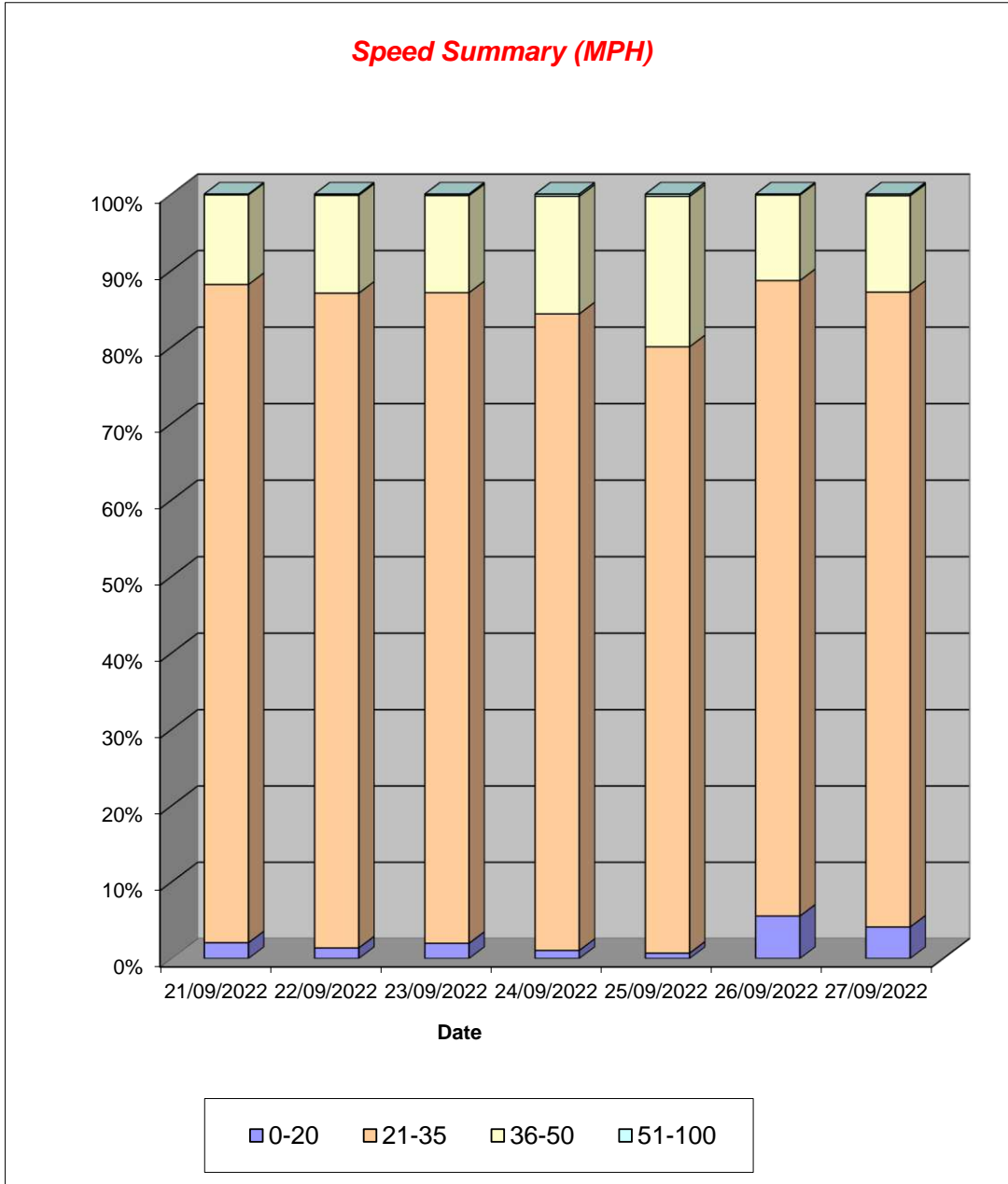


Channel 2 - Southbound

Speed Summary

Week 1

Speed (MPH)	21/09/2022 Wednesday	22/09/2022 Thursday	23/09/2022 Friday	24/09/2022 Saturday	25/09/2022 Sunday	26/09/2022 Monday	27/09/2022 Tuesday
0-20	184	120	176	82	40	445	347
21-35	7664	7420	7522	6451	4535	6652	6975
36-50	1042	1107	1121	1190	1123	894	1058
51-100	9	14	17	22	17	10	18
<b>TOTAL</b>	<b>8899</b>	<b>8661</b>	<b>8836</b>	<b>7745</b>	<b>5715</b>	<b>8001</b>	<b>8398</b>





## Stansted Mountfitchet ATC 08, B1383

Produced by Streetwise Services Ltd.



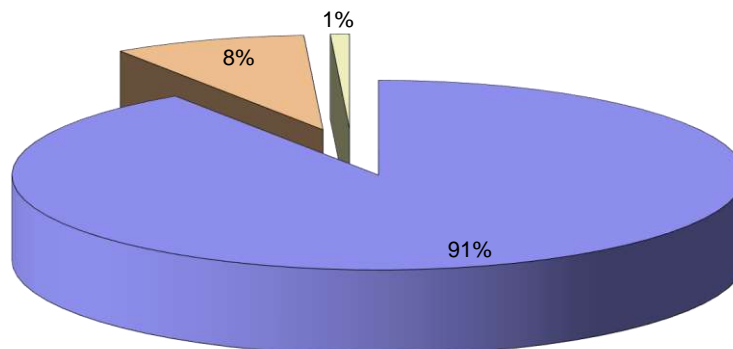
Channel 2 - Southbound

Vehicle Class

Week 1

Classes Day / Time	Car / LGV / Caravan - 1	OGV1 / Bus - 2,3,5,6,7,12	OGV2 - 4,8,9,10,11,13	TOTAL - 1-13
21/09/2022				
7-19	6249	727	84	7060
6-22	7337	821	89	8247
6-24	7603	843	93	8539
0-24	7910	892	97	8899
22/09/2022				
7-19	6232	665	91	6988
6-22	7294	762	96	8152
6-24	7462	777	98	8337
0-24	7721	833	107	8661
23/09/2022				
7-19	6365	672	93	7130
6-22	7393	757	96	8246
6-24	7652	771	97	8520
0-24	7917	814	105	8836
24/09/2022				
7-19	6234	320	6	6560
6-22	6936	369	8	7313
6-24	7167	373	8	7548
0-24	7349	386	10	7745
25/09/2022				
7-19	4633	209	7	4849
6-22	5182	248	7	5437
6-24	5266	250	7	5523
0-24	5449	259	7	5715
26/09/2022				
7-19	5989	648	64	6701
6-22	6839	724	67	7630
6-24	6973	735	67	7775
0-24	7171	761	69	8001
27/09/2022				
7-19	6108	704	73	6885
6-22	7116	795	76	7987
6-24	7247	809	77	8133
0-24	7475	845	78	8398
Average				
7-19	5973	564	60	6596
6-22	6871	639	63	7573
6-24	7053	651	64	7768
0-24	7285	684	68	8036

**Total Vehicle Class Distribution**



# Stansted Mountfitchet ATC 08, B1383

Produced by Streetwise Services Ltd.

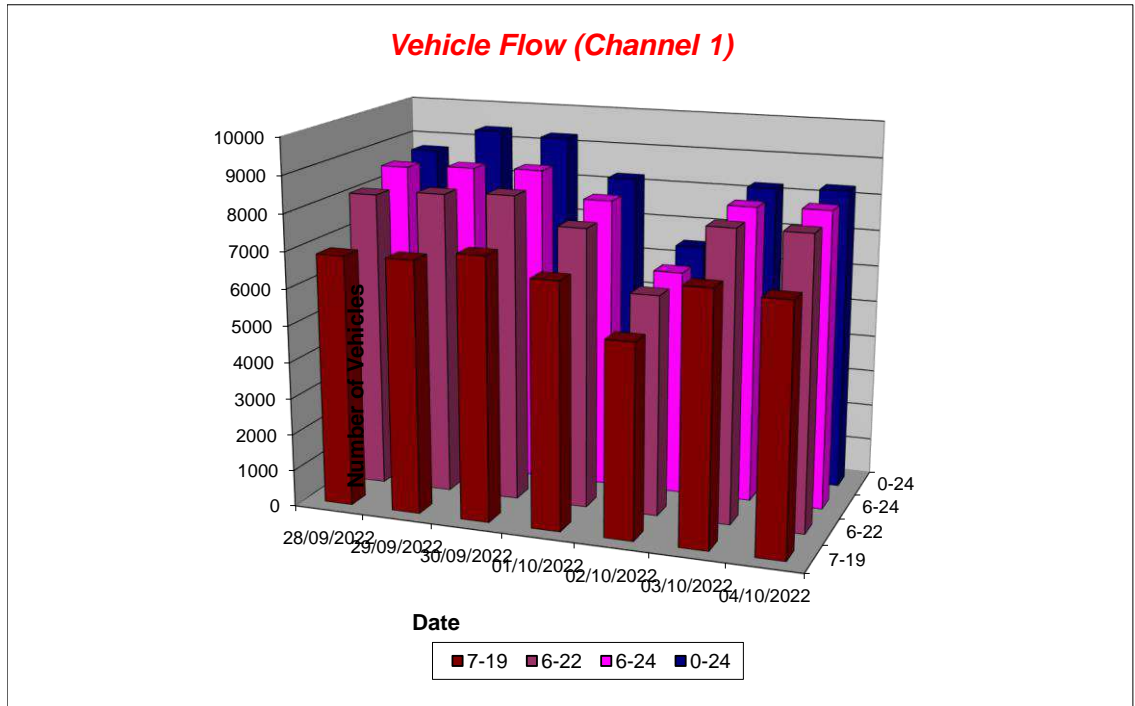


Channel 1 - Northbound

Vehicle Flow

Week 2

Hr Ending	28/09/2022 Wednesday	29/09/2022 Thursday	30/09/2022 Friday	01/10/2022 Saturday	02/10/2022 Sunday	03/10/2022 Monday	04/10/2022 Tuesday	5 Day Ave	7 Day Ave
1	23	289	201	82	112	30	24	113	109
2	15	135	154	60	53	12	14	66	63
3	16	159	84	34	52	9	12	56	52
4	11	41	58	20	24	12	10	26	25
5	27	30	34	23	19	16	24	26	25
6	51	67	47	29	19	52	70	57	48
7	187	182	191	86	50	174	200	187	153
8	466	466	480	226	164	438	477	465	388
9	519	561	595	349	148	510	514	540	457
10	526	505	508	499	329	502	459	500	475
11	465	466	511	612	431	451	433	465	481
12	482	494	527	671	570	499	481	497	532
13	490	533	570	777	656	568	519	536	588
14	521	584	564	642	566	526	514	542	560
15	600	606	581	558	580	566	532	577	575
16	625	598	723	574	525	657	617	644	617
17	677	665	733	600	534	697	691	693	657
18	789	738	752	656	399	787	780	769	700
19	705	689	632	522	385	631	689	669	608
20	509	519	455	374	305	446	512	488	446
21	304	405	306	260	218	277	270	312	291
22	258	255	231	226	152	194	244	236	223
23	153	369	202	201	97	121	130	195	182
24	272	0	128	155	65	43	70	103	105
7-19	6865	6905	7176	6686	5287	6832	6706	6897	6637
6-22	8123	8266	8359	7632	6012	7923	7932	8121	7750
6-24	8548	8635	8689	7988	6174	8087	8132	8418	8036
0-24	8691	9356	9267	8236	6453	8218	8286	8764	8358



# Stansted Mountfitchet ATC 08, B1383

Produced by Streetwise Services Ltd.



Channel 1 - Northbound

Average Speed

Week 2

Hr Ending	28/09/2022 Wednesday	29/09/2022 Thursday	30/09/2022 Friday	01/10/2022 Saturday	02/10/2022 Sunday	03/10/2022 Monday	04/10/2022 Tuesday
1	35.2	26.4	31.1	34.3	35.2	39.2	39.2
2	36.5	30.2	31.7	34.8	35.4	34.7	38.0
3	36.8	26.9	32.1	36.8	34.4	36.3	37.4
4	39.1	30.8	32.7	35.1	38.5	37.0	36.5
5	35.8	35.3	36.3	38.2	37.6	39.1	37.3
6	36.4	37.4	36.6	35.0	35.1	37.2	36.8
7	34.5	34.5	33.3	35.8	36.3	35.1	33.6
8	31.7	31.5	31.7	33.4	34.7	30.9	29.4
9	28.4	30.8	29.4	32.7	34.6	27.5	27.6
10	30.8	29.5	30.3	29.4	32.0	31.0	30.4
11	30.5	28.2	29.5	27.9	31.5	30.3	29.9
12	31.1	28.9	30.1	28.0	32.0	30.3	30.3
13	29.8	31.0	30.6	23.3	31.0	29.0	31.3
14	32.4	29.1	30.7	26.5	30.2	31.0	30.2
15	30.2	30.6	28.1	30.0	30.8	29.3	31.0
16	29.6	27.6	28.6	30.5	31.7	28.9	30.8
17	30.5	29.8	26.5	30.8	30.7	29.8	30.3
18	27.5	26.3	26.3	29.6	32.8	30.1	25.1
19	28.8	31.2	30.0	31.1	32.5	31.0	29.2
20	31.8	31.7	30.8	32.1	33.5	32.5	32.0
21	32.6	32.5	32.4	34.2	32.8	33.2	32.7
22	33.7	33.6	31.3	33.8	34.2	34.0	33.3
23	33.7	31.7	32.9	33.1	34.8	34.7	34.0
24	29.4	-	34.6	34.0	36.7	37.7	36.5

10-12	30.8	28.6	29.8	28.0	31.8	30.3	30.1
14-16	29.9	29.1	28.4	30.2	31.3	29.1	30.9
0-24	30.5	30.0	29.8	29.8	32.1	30.6	30.2

7 Day Ave 30.4

85th Percentile

Hr Ending	28/09/2022 Wednesday	29/09/2022 Thursday	30/09/2022 Friday	01/10/2022 Saturday	02/10/2022 Sunday	03/10/2022 Monday	04/10/2022 Tuesday
1	43.4	33.1	38.8	38.2	43.5	43.6	48.2
2	43.8	38.2	38.8	43.7	43.9	38.5	56.3
3	48.2	33.7	38.8	43.0	43.3	43.6	44.0
4	48.4	38.5	38.3	38.3	48.7	48.1	48.3
5	48.4	43.2	43.5	43.7	43.9	48.2	43.7
6	43.5	44.0	43.6	43.1	43.3	43.3	43.8
7	43.3	43.5	38.8	43.1	43.4	38.0	38.0
8	38.6	38.0	33.6	43.3	38.0	38.2	38.8
9	33.2	33.4	33.2	38.4	38.3	33.4	33.5
10	38.1	33.3	33.2	33.6	39.0	38.5	33.2
11	33.9	33.8	33.4	33.3	38.8	33.6	33.6
12	33.1	33.9	33.6	33.3	38.6	33.8	33.9
13	33.7	33.8	33.3	33.8	33.6	33.0	33.9
14	38.9	33.2	33.5	33.3	33.3	33.4	33.7
15	33.2	33.1	33.4	38.4	38.5	33.1	33.0
16	33.9	33.0	33.6	33.4	38.8	33.3	33.7
17	33.8	33.2	33.1	33.8	38.9	33.6	34.0
18	33.4	33.4	33.5	33.4	38.1	33.5	33.0
19	33.5	33.2	33.2	33.7	38.5	33.6	34.0
20	38.8	39.0	34.0	38.7	38.4	38.3	38.1
21	38.8	38.9	38.9	38.4	38.1	38.9	38.3
22	38.4	38.6	34.0	44.0	38.5	38.8	38.6
23	38.2	38.7	38.8	38.6	43.7	38.6	38.8
24	33.3	-	38.4	38.5	43.5	43.4	43.0

10-12	33.4	33.1	33.8	33.2	38.4	33.7	38.1
14-16	33.2	33.3	34.0	38.6	38.9	33.2	33.6
0-24	33.6	33.0	33.3	38.7	39.0	38.1	38.3

7 Day Ave 36.3

# Stansted Mountfitchet ATC 08, B1383

Produced by Streetwise Services Ltd.

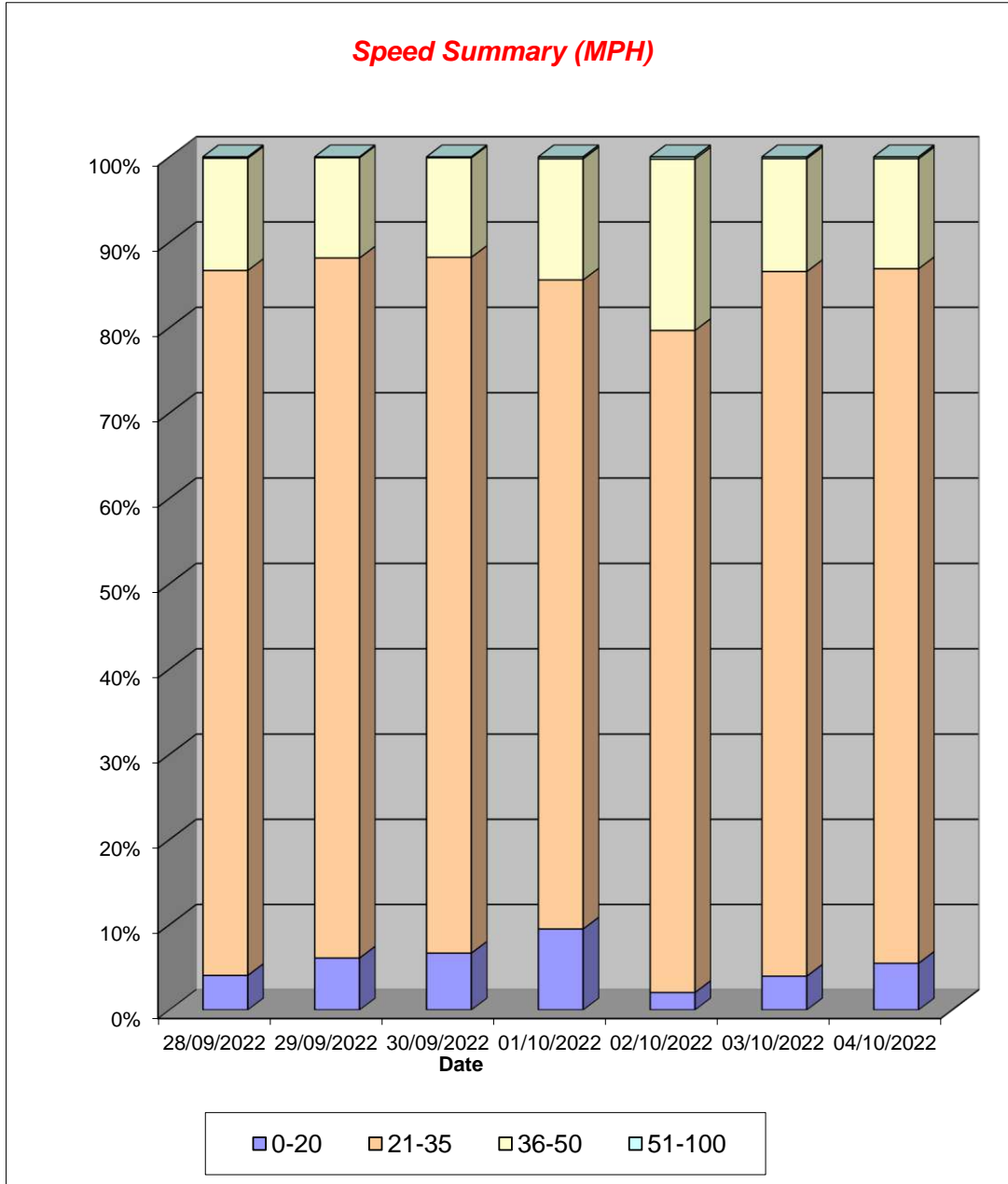


Channel 1 - Northbound

Speed Summary

Week 2

Speed (MPH)	28/09/2022 Wednesday	29/09/2022 Thursday	30/09/2022 Friday	01/10/2022 Saturday	02/10/2022 Sunday	03/10/2022 Monday	04/10/2022 Tuesday
0-20	352	570	618	783	132	326	454
21-35	7183	7678	7559	6266	5009	6788	6747
36-50	1142	1099	1080	1169	1295	1087	1067
51-100	14	9	10	18	17	17	18
<b>TOTAL</b>	<b>8691</b>	<b>9356</b>	<b>9267</b>	<b>8236</b>	<b>6453</b>	<b>8218</b>	<b>8286</b>



# Stansted Mountfitchet ATC 08, B1383

Produced by Streetwise Services Ltd.

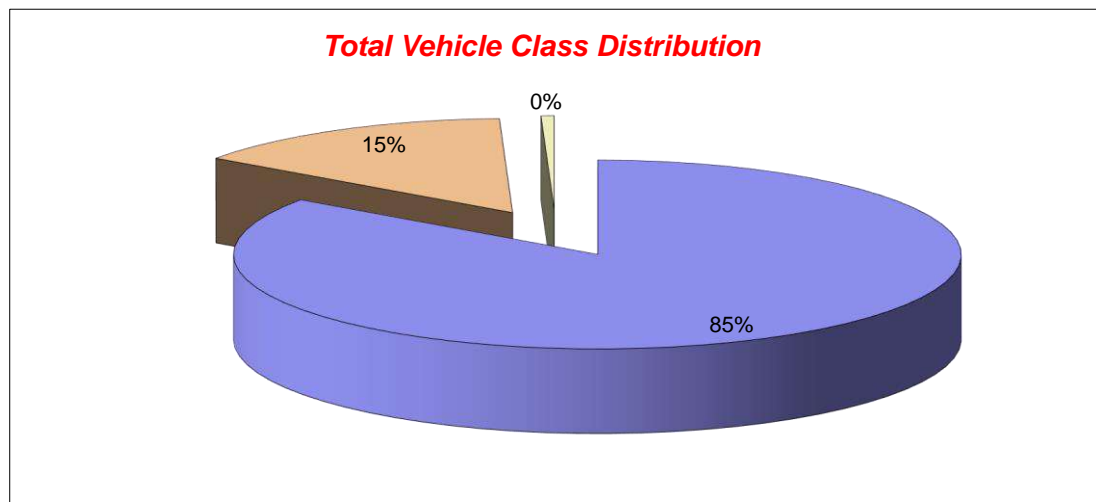


Channel 1 - Northbound

Vehicle Class

Week 2

Classes Day / Time	Car / LGV / Caravan - 1	OGV1 / Bus - 2,3,5,6,7,12	OGV2 - 4,8,9,10,11,13	TOTAL - 1-13
28/09/2022				
7-19	5769	1065	31	6865
6-22	6858	1233	32	8123
6-24	7195	1291	62	8548
0-24	7288	1339	64	8691
29/09/2022				
7-19	5847	1026	32	6905
6-22	7029	1203	34	8266
6-24	7316	1272	47	8635
0-24	7786	1437	133	9356
30/09/2022				
7-19	6005	1141	30	7176
6-22	7035	1292	32	8359
6-24	7334	1323	32	8689
0-24	7743	1471	53	9267
01/10/2022				
7-19	5951	723	12	6686
6-22	6770	850	12	7632
6-24	7102	874	12	7988
0-24	7309	914	13	8236
02/10/2022				
7-19	4702	573	12	5287
6-22	5332	668	12	6012
6-24	5474	687	13	6174
0-24	5697	741	15	6453
03/10/2022				
7-19	5677	1134	21	6832
6-22	6610	1291	22	7923
6-24	6752	1312	23	8087
0-24	6845	1350	23	8218
04/10/2022				
7-19	5604	1066	36	6706
6-22	6653	1239	40	7932
6-24	6836	1256	40	8132
0-24	6948	1297	41	8286
Average				
7-19	5651	961	25	6637
6-22	6612	1111	26	7750
6-24	6858	1145	33	8036
0-24	7088	1221	49	8358



# Stansted Mountfitchet ATC 08, B1383

Produced by Streetwise Services Ltd.

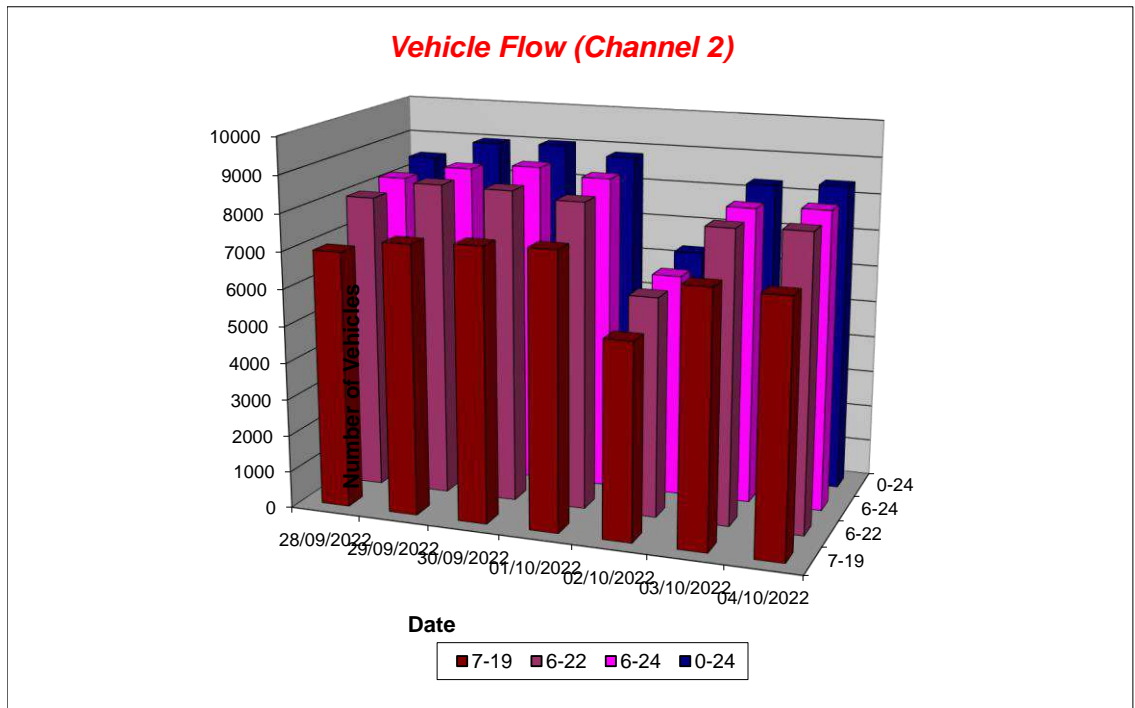


Channel 2 - Southbound

Vehicle Flow

Week 2

Hr Ending	28/09/2022 Wednesday	29/09/2022 Thursday	30/09/2022 Friday	01/10/2022 Saturday	02/10/2022 Sunday	03/10/2022 Monday	04/10/2022 Tuesday	5 Day Ave	7 Day Ave
1	29	85	47	70	64	36	28	45	51
2	14	43	19	36	48	12	10	20	26
3	17	50	25	21	23	17	16	25	24
4	17	29	27	23	25	14	19	21	22
5	35	45	39	27	17	34	34	37	33
6	142	135	119	65	35	142	160	140	114
7	350	372	323	112	65	393	405	369	289
8	767	776	706	301	135	803	782	767	610
9	562	667	682	531	276	558	522	598	543
10	607	609	638	666	485	619	573	609	600
11	531	541	586	716	592	522	510	538	571
12	501	509	600	737	585	507	489	521	561
13	560	599	602	751	637	485	505	550	591
14	475	531	564	791	471	527	510	521	553
15	531	578	575	807	489	503	504	538	570
16	617	575	674	617	428	604	624	619	591
17	610	687	627	514	476	640	622	637	597
18	638	703	627	589	398	640	680	658	611
19	566	544	541	460	346	451	489	518	485
20	367	386	377	323	266	294	395	364	344
21	203	259	200	220	191	221	228	222	217
22	143	169	157	178	124	147	136	150	151
23	101	98	183	141	77	89	107	116	114
24	92	0	100	120	37	42	48	56	63
7-19	6965	7319	7422	7480	5318	6859	6810	7075	6882
6-22	8028	8505	8479	8313	5964	7914	7974	8180	7882
6-24	8221	8603	8762	8574	6078	8045	8129	8352	8059
0-24	8475	8990	9038	8816	6290	8300	8396	8640	8329



# Stansted Mountfitchet ATC 08, B1383

Produced by Streetwise Services Ltd.



Channel 2 - Southbound

Average Speed

Week 2

Hr Ending	28/09/2022 Wednesday	29/09/2022 Thursday	30/09/2022 Friday	01/10/2022 Saturday	02/10/2022 Sunday	03/10/2022 Monday	04/10/2022 Tuesday
1	35.3	30.3	34.1	33.5	34.9	36.8	33.9
2	35.5	31.6	36.3	34.7	35.9	33.0	35.2
3	36.8	30.2	33.2	34.9	33.9	34.6	34.9
4	38.9	33.6	34.5	36.4	34.4	34.1	33.8
5	36.8	36.7	35.6	36.4	37.7	35.5	38.1
6	37.0	37.1	36.2	34.8	35.7	36.7	36.1
7	34.2	33.8	33.2	34.7	35.9	33.5	33.4
8	27.8	27.9	30.7	34.0	35.1	29.2	28.4
9	17.5	24.5	28.1	31.7	33.3	15.6	17.0
10	31.1	30.7	30.5	30.3	33.0	30.9	29.8
11	30.1	30.0	30.5	29.5	32.3	30.6	30.7
12	30.9	30.2	30.9	30.1	31.6	30.9	30.5
13	30.3	30.0	30.3	26.8	30.9	29.7	30.4
14	31.6	29.5	30.0	28.9	32.2	30.5	30.1
15	31.6	31.2	30.0	29.9	31.9	30.3	31.0
16	30.5	30.1	29.5	31.0	31.9	28.5	31.6
17	30.8	30.8	29.5	30.9	31.5	31.1	29.0
18	31.1	30.5	30.2	30.5	32.5	32.2	30.8
19	31.0	31.6	29.3	32.3	33.1	31.6	30.5
20	30.7	31.7	30.0	31.4	32.1	31.8	31.1
21	32.6	32.3	32.4	33.2	31.5	32.4	32.5
22	33.4	34.2	30.6	32.6	33.5	34.1	33.3
23	34.5	33.9	30.4	34.1	34.6	34.8	34.1
24	32.8	-	32.2	34.5	36.4	34.8	35.3
10-12	30.5	30.1	30.7	29.8	31.9	30.8	30.6
14-16	31.0	30.7	29.7	30.4	31.9	29.3	31.3
0-24	30.2	30.3	30.3	30.6	32.4	30.0	29.9

7 Day Ave 30.5

85th Percentile

Hr Ending	28/09/2022 Wednesday	29/09/2022 Thursday	30/09/2022 Friday	01/10/2022 Saturday	02/10/2022 Sunday	03/10/2022 Monday	04/10/2022 Tuesday
1	43.4	38.3	38.8	38.8	43.5	43.0	38.3
2	38.5	38.3	43.4	43.2	43.5	38.5	48.2
3	43.7	38.7	38.5	43.3	43.6	43.7	43.2
4	48.5	43.7	43.5	43.1	38.3	43.8	43.4
5	43.3	43.8	43.7	48.5	48.4	43.8	43.6
6	43.1	43.8	43.0	43.5	43.4	43.2	38.2
7	38.4	38.3	38.6	38.6	44.0	38.5	38.7
8	33.6	33.8	33.9	38.0	38.5	33.9	33.6
9	28.8	33.7	33.3	38.3	38.6	28.8	28.6
10	33.6	33.9	33.1	33.1	38.5	33.4	33.1
11	33.7	33.2	33.4	33.3	38.0	33.5	33.0
12	33.8	33.4	33.8	33.8	38.4	33.3	33.2
13	33.4	33.6	33.4	33.6	33.1	33.2	33.2
14	38.8	33.4	33.4	34.0	38.7	33.8	33.4
15	38.7	33.2	33.7	33.8	38.2	33.5	33.6
16	33.7	33.6	33.4	33.6	38.2	33.5	33.3
17	33.7	33.6	33.7	33.6	38.4	38.6	33.8
18	33.2	33.1	33.5	33.2	38.1	38.1	38.9
19	38.8	38.1	33.2	38.9	38.6	38.7	33.5
20	38.1	38.6	33.3	38.3	38.7	38.3	38.4
21	38.2	38.8	38.1	38.6	38.4	38.1	38.0
22	39.0	38.6	39.0	38.6	38.4	43.3	38.3
23	43.8	38.4	33.3	38.8	43.3	44.0	38.2
24	43.2	-	38.6	38.7	38.7	43.3	43.6
10-12	33.2	33.2	33.3	33.7	38.2	33.6	34.0
14-16	33.2	33.5	33.9	33.8	38.0	33.4	33.3
0-24	33.9	34.0	33.3	33.3	38.9	33.4	33.2

7 Day Ave 34.3

# Stansted Mountfichet ATC 08, B1383

Produced by Streetwise Services Ltd.

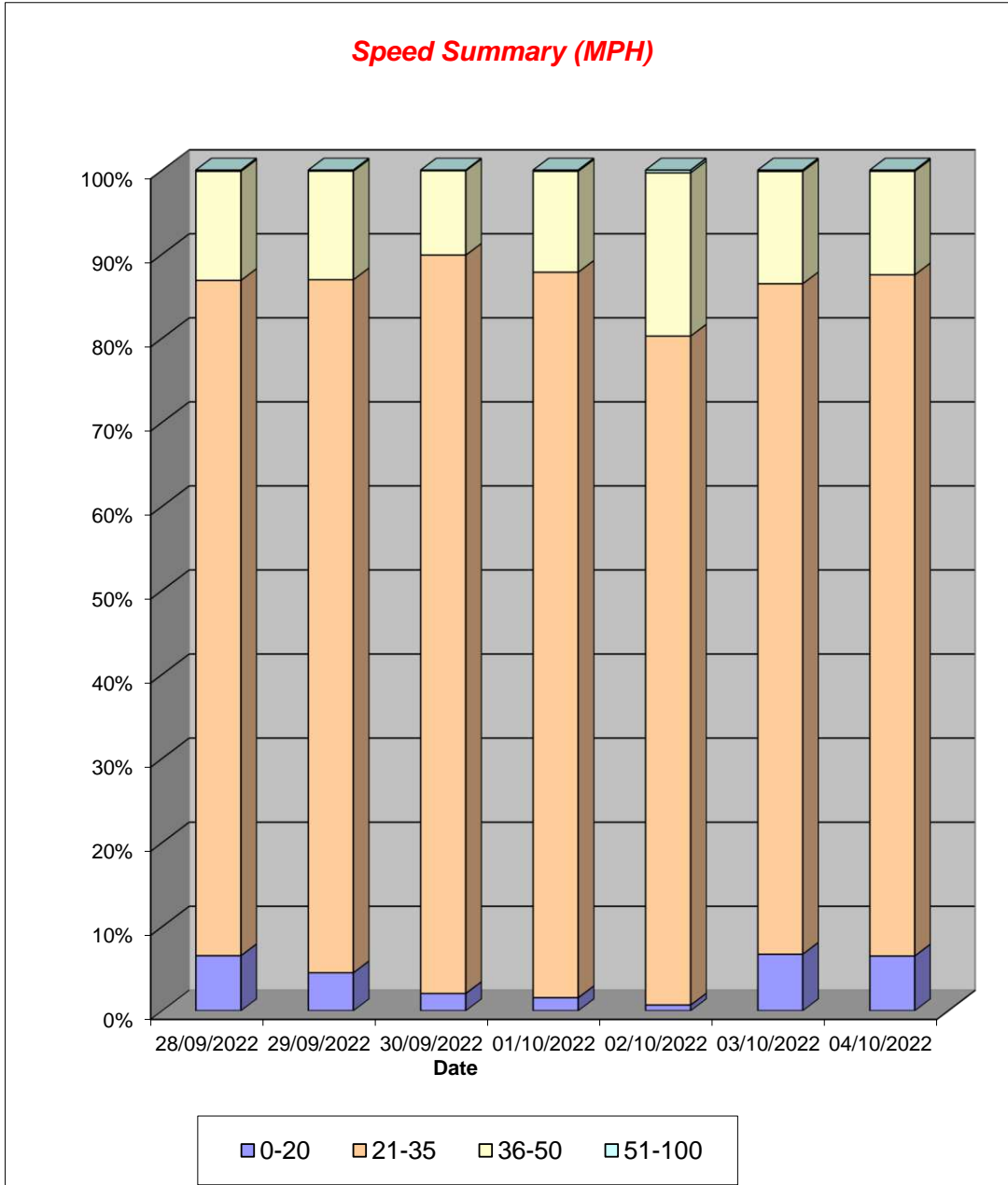


Channel 2 - Southbound

Speed Summary

Week 2

Speed (MPH)	28/09/2022 Wednesday	29/09/2022 Thursday	30/09/2022 Friday	01/10/2022 Saturday	02/10/2022 Sunday	03/10/2022 Monday	04/10/2022 Tuesday
0-20	555	406	186	137	43	558	547
21-35	6808	7412	7938	7608	5005	6620	6803
36-50	1100	1161	907	1059	1222	1109	1034
51-100	12	11	7	12	20	13	12
<b>TOTAL</b>	<b>8475</b>	<b>8990</b>	<b>9038</b>	<b>8816</b>	<b>6290</b>	<b>8300</b>	<b>8396</b>





# Stansted Mountfitchet ATC 08, B1383

Produced by Streetwise Services Ltd.

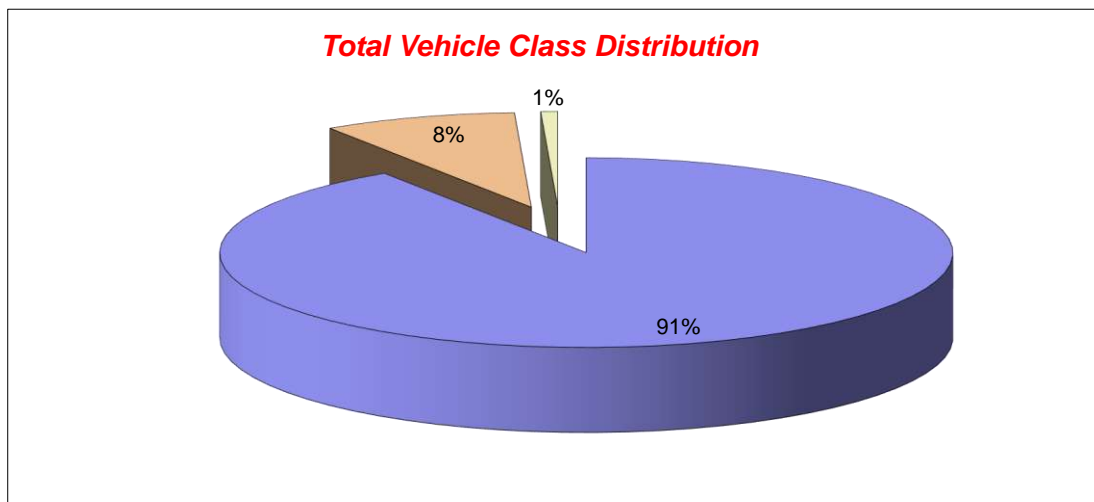


Channel 2 - Southbound

Vehicle Class

Week 2

Classes Day / Time	Car / LGV / Caravan - 1	OGV1 / Bus - 2,3,5,6,7,12	OGV2 - 4,8,9,10,11,13	TOTAL - 1-13
28/09/2022				
7-19	6199	676	90	6965
6-22	7181	756	91	8028
6-24	7347	775	99	8221
0-24	7564	811	100	8475
29/09/2022				
7-19	6519	733	67	7319
6-22	7615	818	72	8505
6-24	7704	826	73	8603
0-24	8009	882	99	8990
30/09/2022				
7-19	6675	684	63	7422
6-22	7654	757	68	8479
6-24	7921	772	69	8762
0-24	8154	810	74	9038
01/10/2022				
7-19	7052	423	5	7480
6-22	7820	486	7	8313
6-24	8067	500	7	8574
0-24	8294	514	8	8816
02/10/2022				
7-19	5048	262	8	5318
6-22	5643	312	9	5964
6-24	5750	319	9	6078
0-24	5943	337	10	6290
03/10/2022				
7-19	6092	693	74	6859
6-22	7064	769	81	7914
6-24	7183	780	82	8045
0-24	7403	814	83	8300
04/10/2022				
7-19	6077	681	52	6810
6-22	7144	772	58	7974
6-24	7291	780	58	8129
0-24	7522	816	58	8396
Average				
7-19	6237	593	51	6882
6-22	7160	667	55	7882
6-24	7323	679	57	8059
0-24	7556	712	62	8329





10318-9

# Stansted Mountfitchet ATC 09, Canterbury Road

Produced by Streetwise Services Ltd.

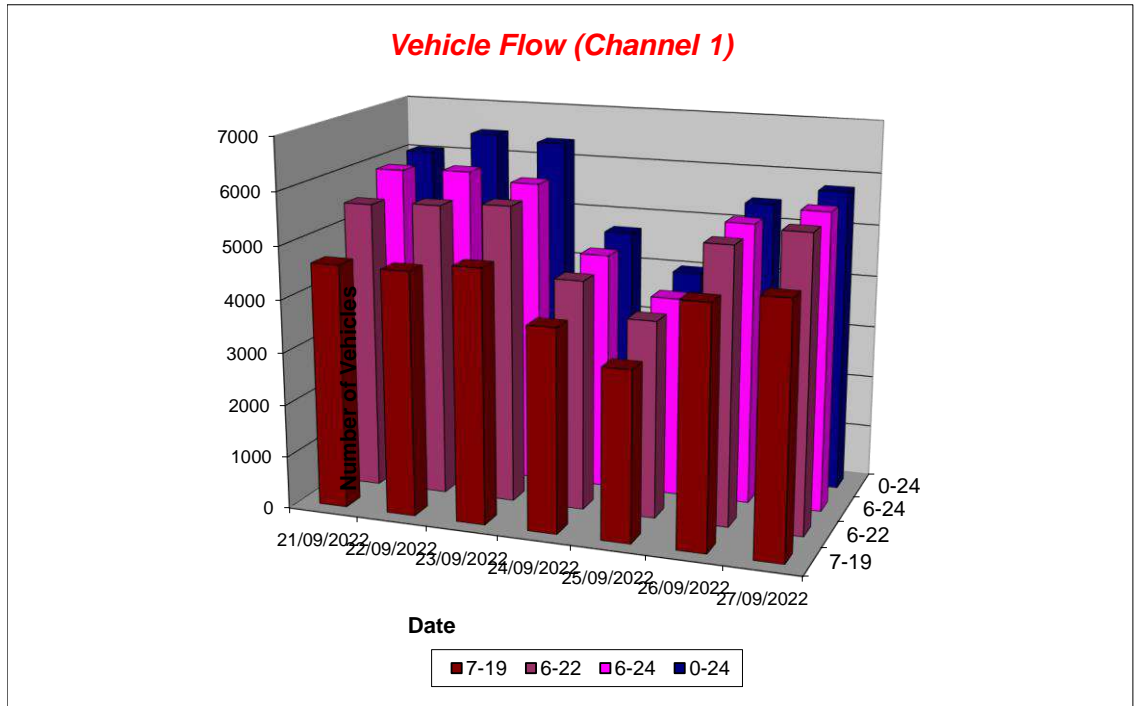


Channel 1 - Northbound

Vehicle Flow

Week 1

Hr Ending	21/09/2022 Wednesday	22/09/2022 Thursday	23/09/2022 Friday	24/09/2022 Saturday	25/09/2022 Sunday	26/09/2022 Monday	27/09/2022 Tuesday	5 Day Ave	7 Day Ave
1	40	128	180	45	73	22	14	77	72
2	25	126	134	30	35	18	14	63	55
3	10	91	109	22	26	7	10	45	39
4	11	91	77	15	19	8	10	39	33
5	17	26	13	17	12	15	13	17	16
6	36	42	43	19	10	31	48	40	33
7	136	151	121	78	43	123	159	138	116
8	368	347	325	133	69	349	379	354	281
9	382	383	397	201	121	330	381	375	314
10	325	360	306	307	185	368	363	344	316
11	267	321	296	344	266	315	367	313	311
12	343	316	367	430	408	323	334	337	360
13	360	340	455	445	361	348	364	373	382
14	357	379	394	373	327	342	353	365	361
15	388	400	408	333	316	367	371	387	369
16	437	398	418	342	329	390	446	418	394
17	451	452	488	324	304	436	441	454	414
18	519	496	519	326	299	558	515	521	462
19	440	438	428	285	232	411	415	426	378
20	338	383	367	214	225	296	310	339	305
21	213	235	190	120	165	165	195	200	183
22	171	169	172	113	91	123	174	162	145
23	225	204	89	107	53	63	65	129	115
24	190	193	75	68	32	38	30	105	89
7-19	4637	4630	4801	3843	3217	4537	4729	4667	4342
6-22	5495	5568	5651	4368	3741	5244	5567	5505	5091
6-24	5910	5965	5815	4543	3826	5345	5662	5739	5295
0-24	6049	6469	6371	4691	4001	5446	5771	6021	5543



# Stansted Mountfitchet ATC 09, Canterbury Road

Produced by Streetwise Services Ltd.



Channel 1 - Northbound

Average Speed

Week 1

Hr Ending	21/09/2022 Wednesday	22/09/2022 Thursday	23/09/2022 Friday	24/09/2022 Saturday	25/09/2022 Sunday	26/09/2022 Monday	27/09/2022 Tuesday
1	32.2	31.9	30.9	33.7	31.9	35.5	31.2
2	33.4	32.0	31.8	32.3	31.0	31.1	38.2
3	33.2	32.1	31.7	31.6	34.0	36.6	35.5
4	35.0	32.2	33.4	35.3	34.2	34.9	34.0
5	30.5	34.1	36.8	35.4	34.2	31.0	34.5
6	32.7	33.8	34.3	33.5	32.5	34.5	35.0
7	29.7	30.9	30.5	31.3	29.8	31.3	30.4
8	26.6	26.6	26.9	28.8	31.7	27.2	27.0
9	24.9	25.0	23.3	28.5	28.7	23.6	24.2
10	25.7	26.3	25.2	24.9	27.6	25.5	24.6
11	20.7	25.9	25.7	22.7	27.1	26.2	25.8
12	23.6	24.7	23.6	22.8	24.4	25.5	25.6
13	24.2	24.5	22.1	24.4	25.4	24.8	23.5
14	24.6	24.8	22.9	24.8	25.9	25.2	25.3
15	23.9	23.4	24.3	25.3	26.0	25.7	24.8
16	24.1	25.2	23.8	25.3	25.6	24.9	23.7
17	24.4	25.0	23.2	26.9	25.8	24.5	24.5
18	23.9	24.1	21.8	25.2	25.2	24.8	23.8
19	24.4	23.3	23.2	25.0	26.3	24.7	23.9
20	24.9	24.2	23.8	25.8	25.9	24.7	26.2
21	27.3	25.9	25.6	26.9	27.7	28.8	27.9
22	27.3	28.8	26.4	26.5	30.2	29.4	29.6
23	29.2	28.6	28.0	28.3	30.3	30.1	28.6
24	32.1	31.3	31.9	30.5	31.9	33.4	30.2

10-12	22.4	25.3	24.5	22.7	25.5	25.8	25.7
14-16	24.0	24.3	24.1	25.3	25.8	25.3	24.2
0-24	25.3	26.0	24.8	25.7	26.6	25.7	25.4

7 Day Ave 25.6

85th Percentile

Hr Ending	21/09/2022 Wednesday	22/09/2022 Thursday	23/09/2022 Friday	24/09/2022 Saturday	25/09/2022 Sunday	26/09/2022 Monday	27/09/2022 Tuesday
1	38.7	33.6	34.0	43.7	38.9	43.7	33.2
2	43.5	38.3	33.4	33.9	33.7	38.9	48.5
3	38.6	38.3	38.3	38.8	38.5	48.5	38.3
4	38.3	38.8	38.2	38.0	43.4	38.1	38.3
5	38.3	43.8	43.2	56.0	43.1	33.8	48.0
6	38.8	38.6	43.6	43.9	43.8	43.4	38.5
7	38.0	39.0	38.4	38.4	38.5	33.5	33.2
8	33.8	33.9	33.4	33.7	38.8	33.5	33.9
9	33.8	28.2	28.7	33.5	33.6	28.2	28.6
10	28.7	33.7	28.3	28.5	33.8	28.3	28.8
11	28.0	34.0	33.6	28.5	33.0	28.1	28.9
12	28.4	28.2	28.2	28.4	28.2	28.6	33.3
13	28.9	28.5	28.2	28.4	33.1	28.2	28.5
14	28.8	28.1	28.6	28.3	33.1	33.9	33.1
15	28.4	29.0	28.1	28.1	33.3	33.1	33.6
16	29.0	28.7	28.5	33.2	28.1	28.4	28.4
17	28.9	28.0	28.9	34.0	33.0	28.3	29.0
18	28.1	28.6	28.3	28.1	33.5	28.9	28.1
19	28.9	28.1	28.8	28.4	33.7	28.8	28.9
20	28.4	28.1	28.4	33.4	33.5	33.3	33.6
21	33.5	33.8	33.3	33.5	33.8	33.7	33.3
22	33.8	33.3	33.9	33.2	38.1	33.3	33.1
23	33.1	33.0	33.6	33.5	38.2	38.1	33.5
24	38.6	33.3	38.6	38.3	38.7	38.0	33.2

10-12	28.5	33.4	28.4	28.6	33.5	28.3	29.0
14-16	28.3	28.3	28.1	33.5	33.4	28.8	28.1
0-24	33.6	33.9	28.6	33.2	33.1	33.3	33.0

7 Day Ave 32.7

# Stansted Mountfitchet ATC 09, Canterbury Road

Produced by Streetwise Services Ltd.

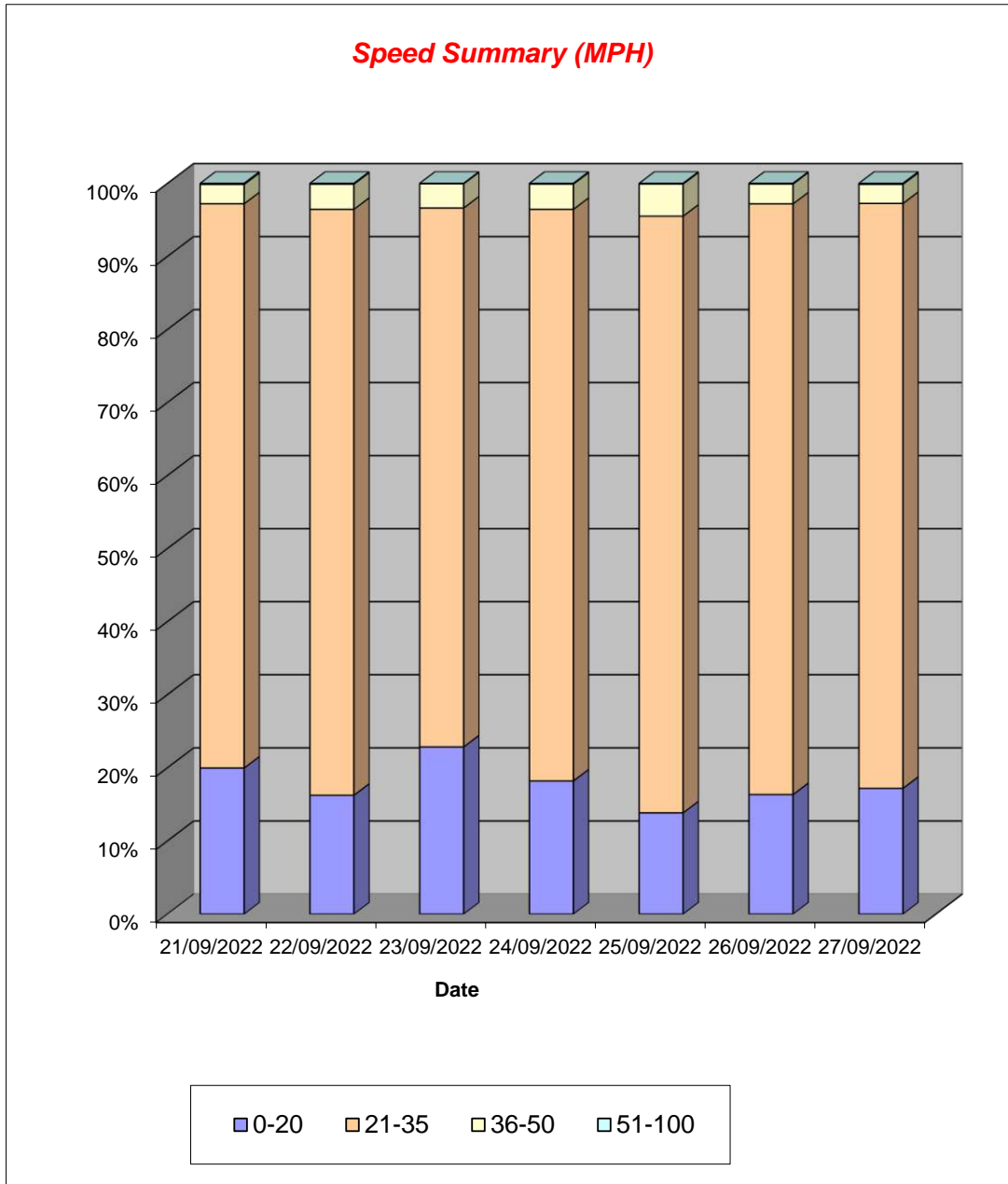


Channel 1 - Northbound

Speed Summary

Week 1

Speed (MPH)	21/09/2022 Wednesday	22/09/2022 Thursday	23/09/2022 Friday	24/09/2022 Saturday	25/09/2022 Sunday	26/09/2022 Monday	27/09/2022 Tuesday
0-20	1208	1051	1456	854	554	890	992
21-35	4673	5189	4701	3671	3268	4404	4621
36-50	160	223	211	162	176	148	151
51-100	8	6	3	4	3	4	7
<b>TOTAL</b>	<b>6049</b>	<b>6469</b>	<b>6371</b>	<b>4691</b>	<b>4001</b>	<b>5446</b>	<b>5771</b>



## Stansted Mountfitchet ATC 09, Canterbury Road

Produced by Streetwise Services Ltd.

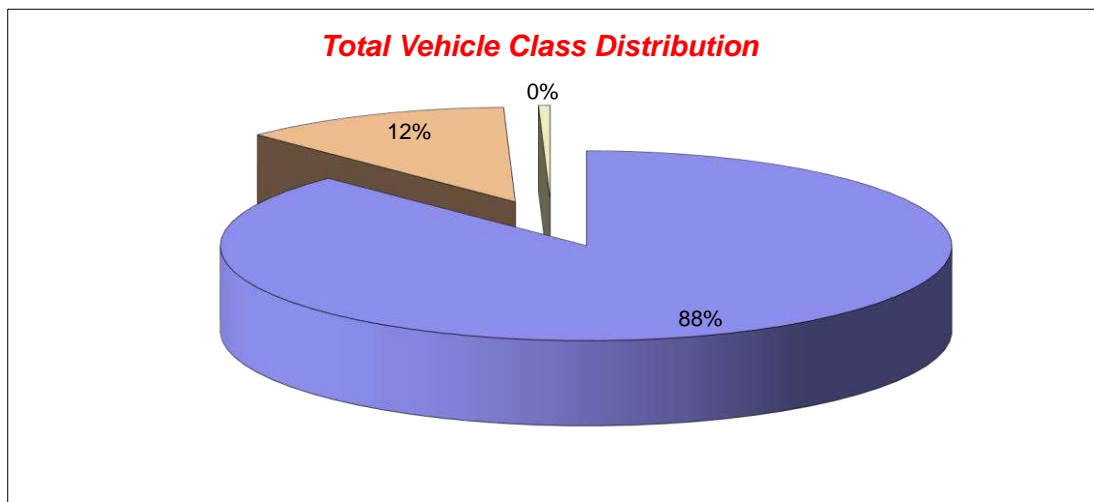


Channel 1 - Northbound

Vehicle Class

Week 1

Classes Day / Time	Car / LGV / Caravan - 1	OGV1 / Bus - 2,3,5,6,7,12	OGV2 - 4,8,9,10,11,13	TOTAL - 1-13
21/09/2022				
7-19	3998	621	18	4637
6-22	4760	714	21	5495
6-24	5072	804	34	5910
0-24	5159	851	39	6049
22/09/2022				
7-19	4028	588	14	4630
6-22	4853	699	16	5568
6-24	5152	784	29	5965
0-24	5490	916	63	6469
23/09/2022				
7-19	4158	622	21	4801
6-22	4905	725	21	5651
6-24	5047	747	21	5815
0-24	5406	908	57	6371
24/09/2022				
7-19	3508	332	3	3843
6-22	3985	380	3	4368
6-24	4143	397	3	4543
0-24	4257	430	4	4691
25/09/2022				
7-19	2962	248	7	3217
6-22	3443	291	7	3741
6-24	3525	294	7	3826
0-24	3673	321	7	4001
26/09/2022				
7-19	3974	546	17	4537
6-22	4617	610	17	5244
6-24	4710	618	17	5345
0-24	4782	646	18	5446
27/09/2022				
7-19	4238	481	10	4729
6-22	5028	528	11	5567
6-24	5113	537	12	5662
0-24	5195	564	12	5771
Average				
7-19	3838	491	13	4342
6-22	4513	564	14	5091
6-24	4680	597	18	5295
0-24	4852	662	29	5543



# Stansted Mountfitchet ATC 09, Canterbury Road

Produced by Streetwise Services Ltd.

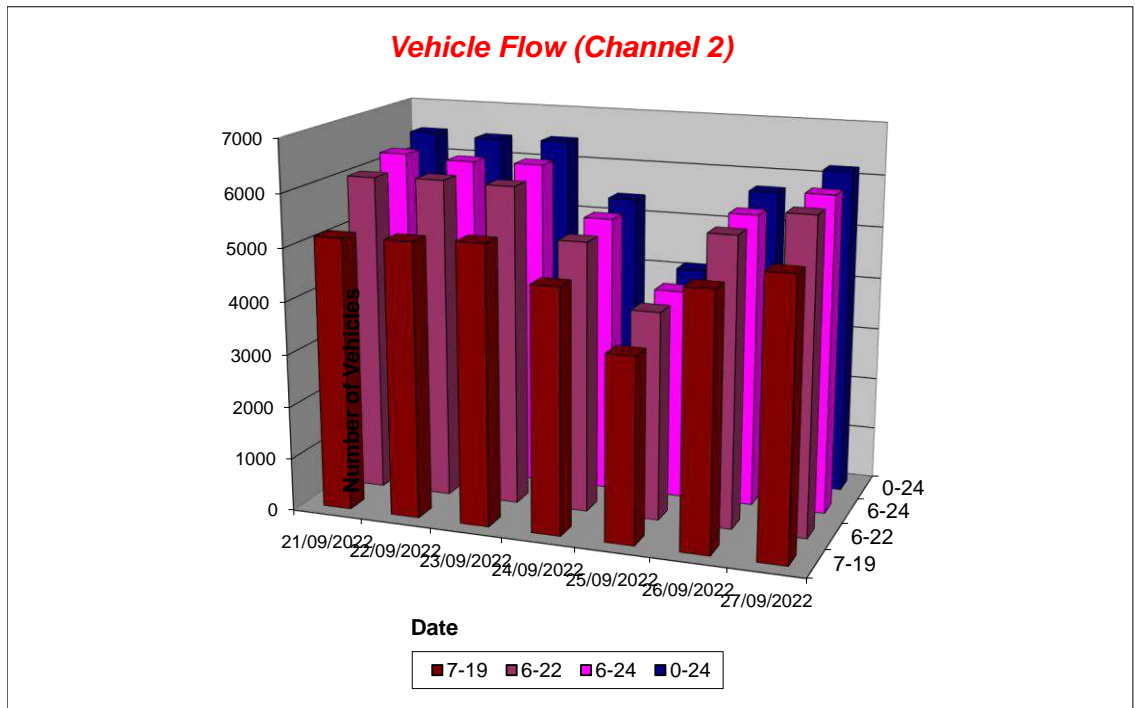


Channel 2 - Southbound

Vehicle Flow

Week 1

Hr Ending	21/09/2022 Wednesday	22/09/2022 Thursday	23/09/2022 Friday	24/09/2022 Saturday	25/09/2022 Sunday	26/09/2022 Monday	27/09/2022 Tuesday	5 Day Ave	7 Day Ave
1	19	24	22	36	33	11	11	17	22
2	20	20	28	17	28	11	7	17	19
3	14	21	30	11	11	3	8	15	14
4	19	19	12	15	12	11	9	14	14
5	27	33	33	14	7	20	27	28	23
6	109	111	102	30	13	112	125	112	86
7	285	240	227	82	45	232	241	245	193
8	532	543	434	190	80	548	586	529	416
9	554	529	536	318	143	323	473	483	411
10	392	468	392	385	335	428	426	421	404
11	385	352	395	442	346	371	393	379	383
12	391	368	420	446	406	388	362	386	397
13	336	382	434	434	412	361	363	375	389
14	403	344	391	435	345	340	355	367	373
15	397	406	383	431	334	359	352	379	380
16	460	407	507	357	303	413	464	450	416
17	470	458	474	462	282	454	499	471	443
18	468	495	517	385	276	474	531	497	449
19	381	456	398	330	234	344	376	391	360
20	245	321	277	204	194	235	257	267	248
21	176	203	140	119	133	111	129	152	144
22	168	106	125	103	73	74	102	115	107
23	158	74	117	90	45	65	65	96	88
24	66	46	50	62	15	27	31	44	42
7-19	5169	5208	5281	4615	3496	4803	5180	5128	4822
6-22	6043	6078	6050	5123	3941	5455	5909	5907	5514
6-24	6267	6198	6217	5275	4001	5547	6005	6047	5644
0-24	6475	6426	6444	5398	4105	5715	6192	6250	5822



# Stansted Mountfitchet ATC 09, Canterbury Road

Produced by Streetwise Services Ltd.



Channel 2 - Southbound

Average Speed

Week 1

Hr Ending	21/09/2022 Wednesday	22/09/2022 Thursday	23/09/2022 Friday	24/09/2022 Saturday	25/09/2022 Sunday	26/09/2022 Monday	27/09/2022 Tuesday
1	29.3	32.2	27.8	30.4	29.4	33.5	31.6
2	32.2	26.8	28.9	26.8	29.8	30.3	30.9
3	31.6	28.2	32.3	33.5	29.4	31.3	37.7
4	32.2	32.7	35.9	34.0	31.8	33.0	37.4
5	29.5	32.1	31.6	32.3	31.6	31.2	32.4
6	30.5	30.6	31.4	31.3	31.1	31.0	31.1
7	25.6	26.1	27.0	29.2	28.6	27.1	26.2
8	21.8	20.5	22.4	26.7	28.8	22.3	21.4
9	20.1	20.2	18.6	22.3	24.8	12.1	14.1
10	21.1	22.0	20.0	20.2	22.0	21.8	20.1
11	20.7	22.0	22.2	18.9	22.9	21.7	21.1
12	20.2	21.0	18.7	19.8	22.1	21.0	20.3
13	19.8	20.8	18.8	21.0	20.9	20.9	19.0
14	20.4	19.9	18.7	20.8	21.9	22.2	21.7
15	20.6	18.6	19.6	21.6	21.4	22.1	20.9
16	19.0	20.3	19.1	22.3	22.1	21.1	18.7
17	19.1	20.6	19.1	21.7	21.2	18.3	20.1
18	19.2	19.6	16.8	21.4	21.7	20.5	19.5
19	20.0	19.6	19.0	21.0	23.2	20.8	20.0
20	20.8	19.5	20.3	21.0	22.0	21.0	21.8
21	22.8	21.9	21.0	24.3	24.1	25.0	24.3
22	23.3	23.7	21.4	25.1	26.3	26.0	25.7
23	26.2	23.3	24.7	25.2	26.8	24.0	26.9
24	28.7	27.6	28.1	27.3	24.7	26.5	31.1

10-12	20.4	21.5	20.4	19.3	22.5	21.3	20.8
14-16	19.7	19.4	19.3	21.9	21.7	21.6	19.6
0-24	21.2	21.1	20.3	21.8	22.6	21.4	20.7

7 Day Ave 21.3

85th Percentile

Hr Ending	21/09/2022 Wednesday	22/09/2022 Thursday	23/09/2022 Friday	24/09/2022 Saturday	25/09/2022 Sunday	26/09/2022 Monday	27/09/2022 Tuesday
1	33.3	38.3	33.7	33.6	33.2	43.6	33.8
2	38.5	28.3	33.5	33.3	38.2	33.8	33.3
3	38.9	33.2	33.6	38.1	33.3	33.5	43.7
4	43.5	38.5	38.2	38.2	38.8	38.2	43.4
5	33.4	38.2	38.5	33.1	43.1	33.9	38.8
6	33.8	38.6	38.7	33.4	33.5	38.4	33.7
7	28.8	33.4	33.8	34.0	33.8	28.3	28.4
8	28.7	28.9	28.4	33.5	33.8	28.8	28.1
9	28.7	28.5	23.9	28.5	28.3	23.2	23.4
10	24.0	28.2	28.7	29.0	29.0	28.4	23.3
11	23.3	28.7	28.1	23.2	28.8	28.2	28.7
12	23.5	28.7	28.6	28.4	28.7	28.9	23.3
13	23.4	28.6	23.7	28.4	28.9	23.6	23.8
14	23.7	28.8	23.0	28.3	28.9	28.4	28.2
15	23.2	23.2	28.4	28.5	28.4	28.4	28.6
16	28.4	28.8	23.4	28.1	28.1	28.9	24.0
17	23.5	28.2	23.3	28.5	29.0	23.6	23.2
18	23.8	24.0	24.0	29.0	28.8	28.9	23.9
19	23.5	23.1	23.8	28.6	28.7	23.5	23.1
20	28.4	23.1	28.7	28.9	28.4	28.3	29.0
21	28.5	28.8	28.4	28.7	28.0	28.9	28.6
22	28.2	28.4	28.7	28.4	33.2	28.3	28.6
23	28.6	28.5	28.3	28.7	33.2	28.3	33.9
24	33.5	33.1	33.4	33.1	33.5	33.2	38.6

10-12	23.7	28.1	28.4	23.8	28.4	28.3	28.2
14-16	23.9	23.2	23.9	28.7	28.1	28.0	23.9
0-24	28.4	28.0	28.1	28.5	28.3	28.7	28.1

7 Day Ave 28.3



# Stansted Mountfitchet ATC 09, Canterbury Road

Produced by Streetwise Services Ltd.




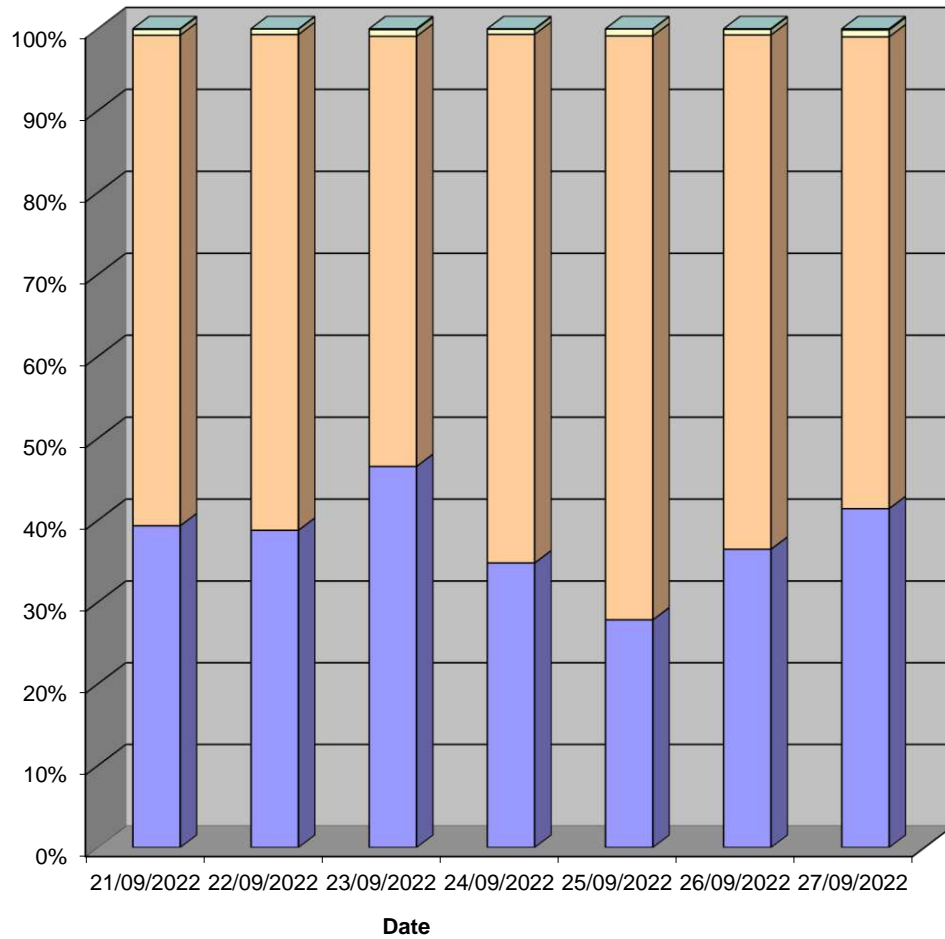
Channel 2 - Southbound

Speed Summary

Week 1

Speed (MPH)	21/09/2022 Wednesday	22/09/2022 Thursday	23/09/2022 Friday	24/09/2022 Saturday	25/09/2022 Sunday	26/09/2022 Monday	27/09/2022 Tuesday
0-20	2549	2494	3003	1880	1144	2086	2567
21-35	3876	3888	3383	3482	2926	3587	3565
36-50	46	43	52	34	35	39	52
51-100	4	1	6	2	0	3	8
<b>TOTAL</b>	<b>6475</b>	<b>6426</b>	<b>6444</b>	<b>5398</b>	<b>4105</b>	<b>5715</b>	<b>6192</b>

Speed Summary (MPH)



## Stansted Mountfitchet ATC 09, Canterbury Road

Produced by Streetwise Services Ltd.

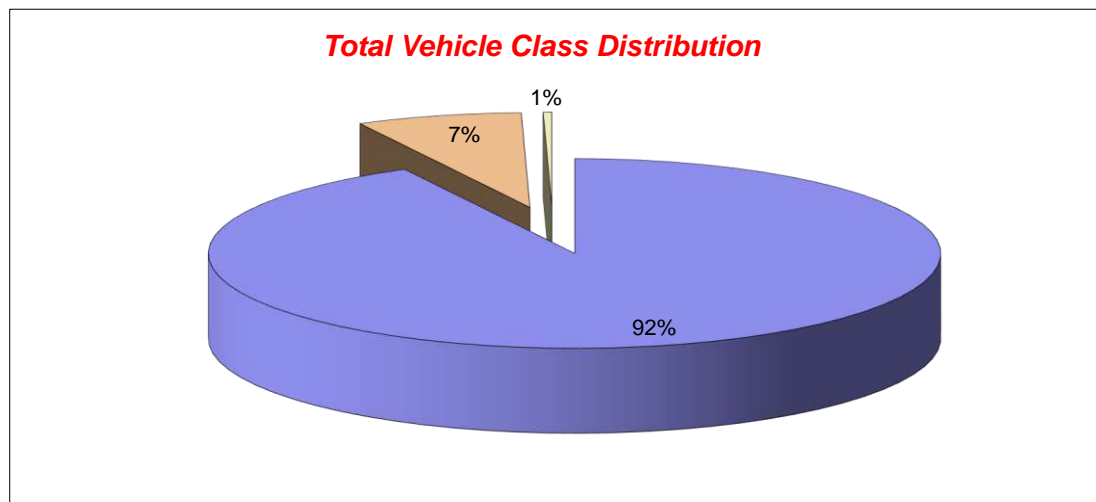


Channel 2 - Southbound

Vehicle Class

Week 1

Classes Day / Time	Car / LGV / Caravan - 1	OGV1 / Bus - 2,3,5,6,7,12	OGV2 - 4,8,9,10,11,13	TOTAL - 1-13
<b>21/09/2022</b>				
7-19	4661	485	23	5169
6-22	5462	557	24	6043
6-24	5671	571	25	6267
0-24	5850	598	27	6475
<b>22/09/2022</b>				
7-19	4735	449	24	5208
6-22	5533	519	26	6078
6-24	5640	530	28	6198
0-24	5832	564	30	6426
<b>23/09/2022</b>				
7-19	4794	461	26	5281
6-22	5513	510	27	6050
6-24	5671	517	29	6217
0-24	5870	540	34	6444
<b>24/09/2022</b>				
7-19	4398	209	8	4615
6-22	4880	234	9	5123
6-24	5029	237	9	5275
0-24	5147	242	9	5398
<b>25/09/2022</b>				
7-19	3345	142	9	3496
6-22	3772	160	9	3941
6-24	3831	161	9	4001
0-24	3931	165	9	4105
<b>26/09/2022</b>				
7-19	4401	377	25	4803
6-22	5009	421	25	5455
6-24	5095	427	25	5547
0-24	5244	446	25	5715
<b>27/09/2022</b>				
7-19	4792	370	18	5180
6-22	5490	399	20	5909
6-24	5579	406	20	6005
0-24	5745	426	21	6192
<b>Average</b>				
7-19	4447	356	19	4822
6-22	5094	400	20	5514
6-24	5217	407	21	5644
0-24	5374	426	22	5822



# Stansted Mountfitchet ATC 09, Canterbury Road

Produced by Streetwise Services Ltd.

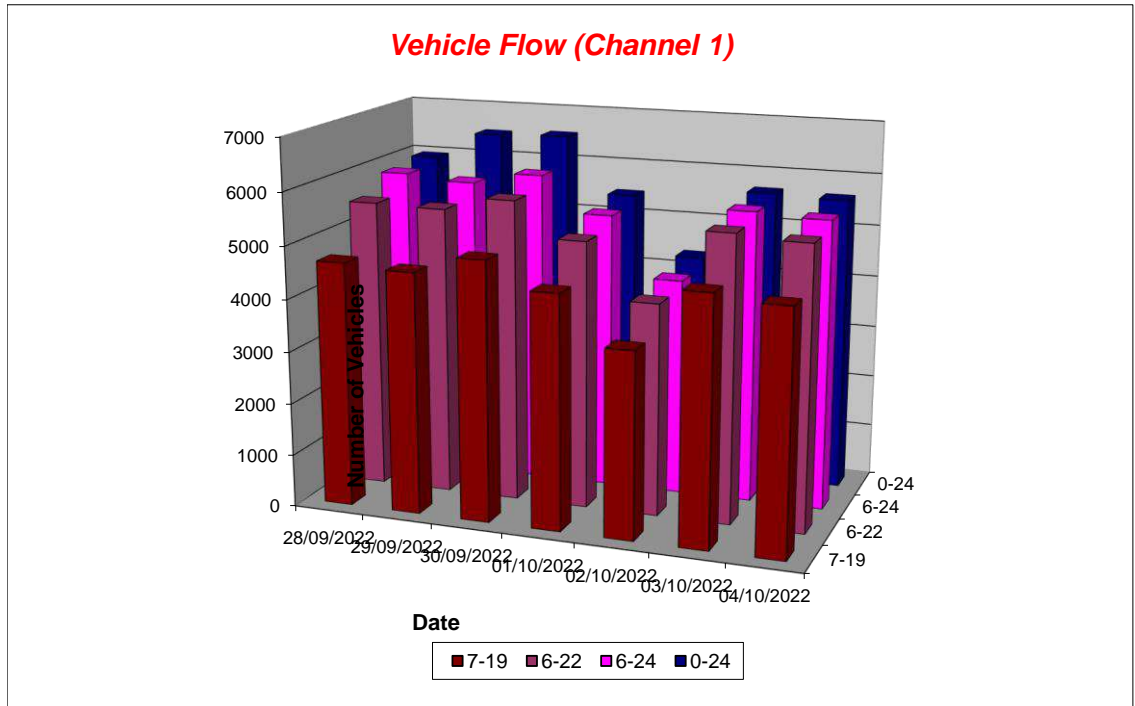


Channel 1 - Northbound

Vehicle Flow

Week 2

Hr Ending	28/09/2022 Wednesday	29/09/2022 Thursday	30/09/2022 Friday	01/10/2022 Saturday	02/10/2022 Sunday	03/10/2022 Monday	04/10/2022 Tuesday	5 Day Ave	7 Day Ave
1	12	292	186	42	68	19	18	105	91
2	11	151	148	36	31	8	8	65	56
3	12	181	85	14	16	9	11	60	47
4	8	32	52	11	13	3	6	20	18
5	12	14	25	10	10	11	12	15	13
6	46	53	41	17	12	37	52	46	37
7	160	151	157	65	35	155	165	158	127
8	424	363	388	156	131	365	378	384	315
9	358	379	374	237	123	388	365	373	318
10	364	353	328	365	258	336	313	339	331
11	327	309	356	386	296	314	315	324	329
12	341	331	374	457	368	353	321	344	364
13	328	372	411	501	374	375	349	367	387
14	358	382	386	441	375	328	345	360	374
15	381	366	403	368	374	391	358	380	377
16	398	382	447	367	332	414	394	407	391
17	444	434	478	408	334	490	477	465	438
18	492	478	551	419	287	519	508	510	465
19	458	456	445	348	292	425	463	449	412
20	331	340	314	251	217	315	313	323	297
21	198	244	195	170	158	169	160	193	185
22	164	162	152	161	101	118	155	150	145
23	90	0	134	115	67	88	90	80	83
24	238	258	95	96	42	33	47	134	116
7-19	4673	4605	4941	4453	3544	4698	4586	4701	4500
6-22	5526	5502	5759	5100	4055	5455	5379	5524	5254
6-24	5854	5760	5988	5311	4164	5576	5516	5739	5453
0-24	5955	6483	6525	5441	4314	5663	5623	6050	5715



# Stansted Mountfitchet ATC 09, Canterbury Road

Produced by Streetwise Services Ltd.



Channel 1 - Northbound

Average Speed

Week 2

Hr Ending	28/09/2022 Wednesday	29/09/2022 Thursday	30/09/2022 Friday	01/10/2022 Saturday	02/10/2022 Sunday	03/10/2022 Monday	04/10/2022 Tuesday
1	35.1	27.8	31.1	32.4	33.9	37.3	36.5
2	35.3	31.2	31.9	34.2	35.3	29.9	34.2
3	35.5	29.3	33.7	35.9	32.1	35.8	35.3
4	36.1	31.0	33.4	36.0	35.7	36.3	33.0
5	31.5	33.0	34.8	39.0	34.0	37.3	33.4
6	31.8	35.5	33.2	35.1	30.9	33.7	33.5
7	30.1	30.7	29.6	33.7	29.6	30.9	29.8
8	26.6	26.3	27.2	30.1	31.1	27.7	26.6
9	23.8	23.6	25.3	27.7	29.6	23.8	24.6
10	26.0	24.5	25.9	25.5	27.5	26.9	25.2
11	25.5	24.8	25.5	24.1	27.9	25.6	22.4
12	24.2	23.6	24.0	22.6	25.1	25.1	25.2
13	23.8	23.4	23.7	23.5	26.7	24.7	24.3
14	25.3	24.1	25.2	23.2	26.6	25.8	25.8
15	25.7	25.8	23.3	24.3	26.9	25.7	25.2
16	25.1	25.4	25.0	26.3	27.0	24.7	24.9
17	22.5	24.6	24.1	26.7	26.5	24.7	24.7
18	24.8	24.7	23.1	24.8	25.3	25.3	24.5
19	22.4	23.6	22.1	25.9	26.9	24.1	25.4
20	25.7	24.6	24.5	26.1	27.8	24.4	25.0
21	28.1	26.5	27.5	29.0	29.3	28.0	28.8
22	28.8	29.2	27.5	28.4	28.6	28.7	28.2
23	31.9	-	28.6	30.5	30.5	28.8	30.2
24	27.4	30.8	31.2	32.2	34.2	34.5	33.7

10-12	24.8	24.2	24.7	23.3	26.4	25.4	23.8
14-16	25.4	25.6	24.2	25.3	27.0	25.2	25.0
0-24	25.4	25.7	25.5	25.8	27.5	25.8	25.6

7 Day Ave 25.9

85th Percentile

Hr Ending	28/09/2022 Wednesday	29/09/2022 Thursday	30/09/2022 Friday	01/10/2022 Saturday	02/10/2022 Sunday	03/10/2022 Monday	04/10/2022 Tuesday
1	43.4	33.1	33.8	43.2	38.5	48.6	43.2
2	38.8	38.2	38.8	43.7	43.9	33.5	43.8
3	43.2	33.7	38.8	48.0	38.3	43.6	44.0
4	43.4	38.5	38.3	43.3	48.7	43.1	43.3
5	43.4	33.2	38.5	56.2	38.9	43.2	43.7
6	38.5	39.0	43.6	38.1	38.3	43.3	38.8
7	33.3	33.5	33.8	43.1	33.4	38.0	33.0
8	33.6	33.0	33.6	33.3	38.0	33.2	33.8
9	28.2	28.4	28.2	33.4	33.3	28.4	28.5
10	33.1	28.3	33.2	33.6	34.0	33.5	28.2
11	28.9	28.8	33.4	28.3	33.8	33.6	28.6
12	28.1	28.9	28.6	28.3	33.6	28.8	33.9
13	28.7	28.8	28.3	28.8	33.6	28.0	28.9
14	28.9	28.2	33.5	28.3	33.3	33.4	33.7
15	33.2	28.1	28.4	28.4	33.5	33.1	33.0
16	28.9	33.0	28.6	33.4	33.8	28.3	28.7
17	28.8	28.2	28.1	33.8	33.9	28.6	34.0
18	28.4	28.4	28.5	28.4	33.1	28.5	28.0
19	28.5	28.2	28.2	33.7	33.5	28.6	29.0
20	33.8	29.0	29.0	33.7	33.4	28.3	33.1
21	33.8	33.9	33.9	33.4	33.1	33.9	33.3
22	33.4	33.6	34.0	34.0	33.5	33.8	33.6
23	38.2	-	33.8	38.6	38.7	33.6	33.8
24	33.3	33.7	38.4	38.5	43.5	43.4	38.0

10-12	28.4	28.1	28.8	28.2	33.4	33.7	28.1
14-16	28.2	33.3	29.0	33.6	33.9	28.2	33.6
0-24	33.6	33.0	33.3	33.7	34.0	33.1	33.3

7 Day Ave 33.4

# Stansted Mountfitchet ATC 09, Canterbury Road

Produced by Streetwise Services Ltd.

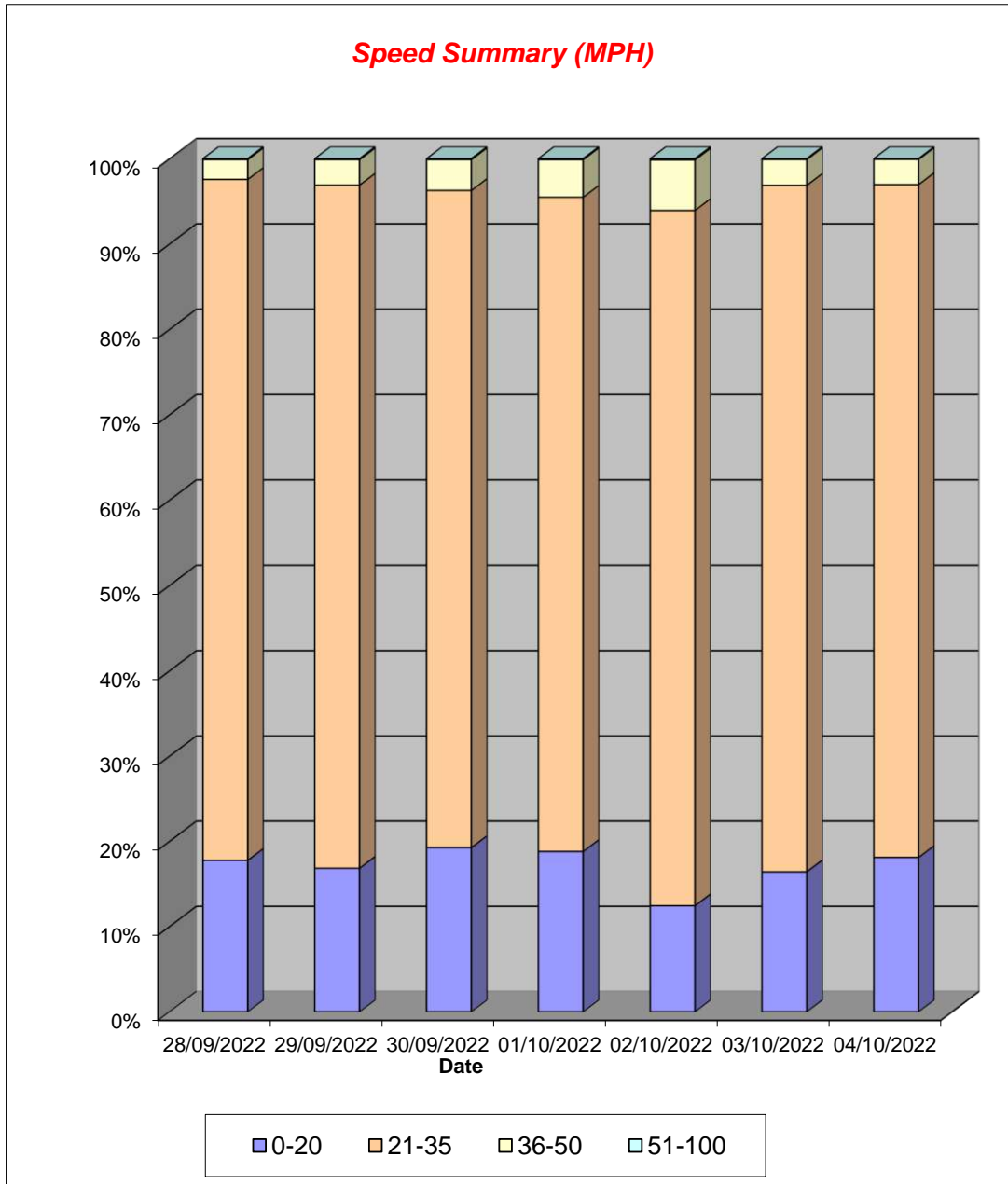


Channel 1 - Northbound

Speed Summary

Week 2

Speed (MPH)	28/09/2022 Wednesday	29/09/2022 Thursday	30/09/2022 Friday	01/10/2022 Saturday	02/10/2022 Sunday	03/10/2022 Monday	04/10/2022 Tuesday
0-20	1059	1093	1258	1024	537	931	1019
21-35	4752	5190	5025	4172	3516	4556	4434
36-50	138	193	235	239	255	171	166
51-100	6	7	7	6	6	5	4
<b>TOTAL</b>	<b>5955</b>	<b>6483</b>	<b>6525</b>	<b>5441</b>	<b>4314</b>	<b>5663</b>	<b>5623</b>



## Stansted Mountfitchet ATC 09, Canterbury Road

Produced by Streetwise Services Ltd.

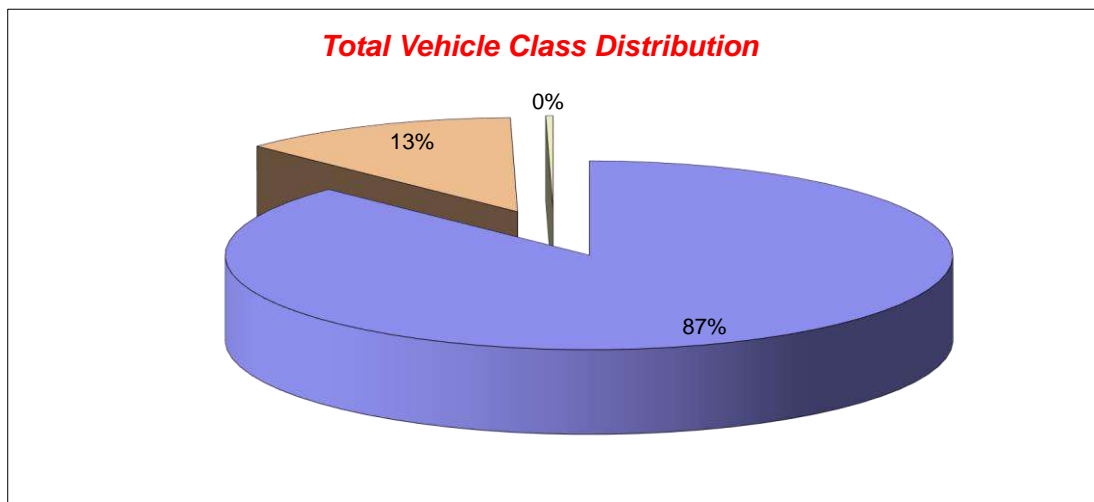


Channel 1 - Northbound

Vehicle Class

Week 2

Classes Day / Time	Car / LGV / Caravan - 1	OGV1 / Bus - 2,3,5,6,7,12	OGV2 - 4,8,9,10,11,13	TOTAL - 1-13
28/09/2022				
7-19	4169	493	11	4673
6-22	4954	558	14	5526
6-24	5229	597	28	5854
0-24	5302	625	28	5955
29/09/2022				
7-19	4079	517	9	4605
6-22	4904	589	9	5502
6-24	5091	655	14	5760
0-24	5673	769	41	6483
30/09/2022				
7-19	4315	617	9	4941
6-22	5044	706	9	5759
6-24	5250	729	9	5988
0-24	5639	864	22	6525
01/10/2022				
7-19	3981	467	5	4453
6-22	4537	557	6	5100
6-24	4722	583	6	5311
0-24	4818	616	7	5441
02/10/2022				
7-19	3139	396	9	3544
6-22	3590	456	9	4055
6-24	3688	467	9	4164
0-24	3811	493	10	4314
03/10/2022				
7-19	4026	666	6	4698
6-22	4679	769	7	5455
6-24	4781	786	9	5576
0-24	4843	811	9	5663
04/10/2022				
7-19	3952	624	10	4586
6-22	4636	732	11	5379
6-24	4758	747	11	5516
0-24	4826	785	12	5623
Average				
7-19	3952	540	8	4500
6-22	4621	624	9	5254
6-24	4788	652	12	5453
0-24	4987	709	18	5715



# Stansted Mountfitchet ATC 09, Canterbury Road

Produced by Streetwise Services Ltd.

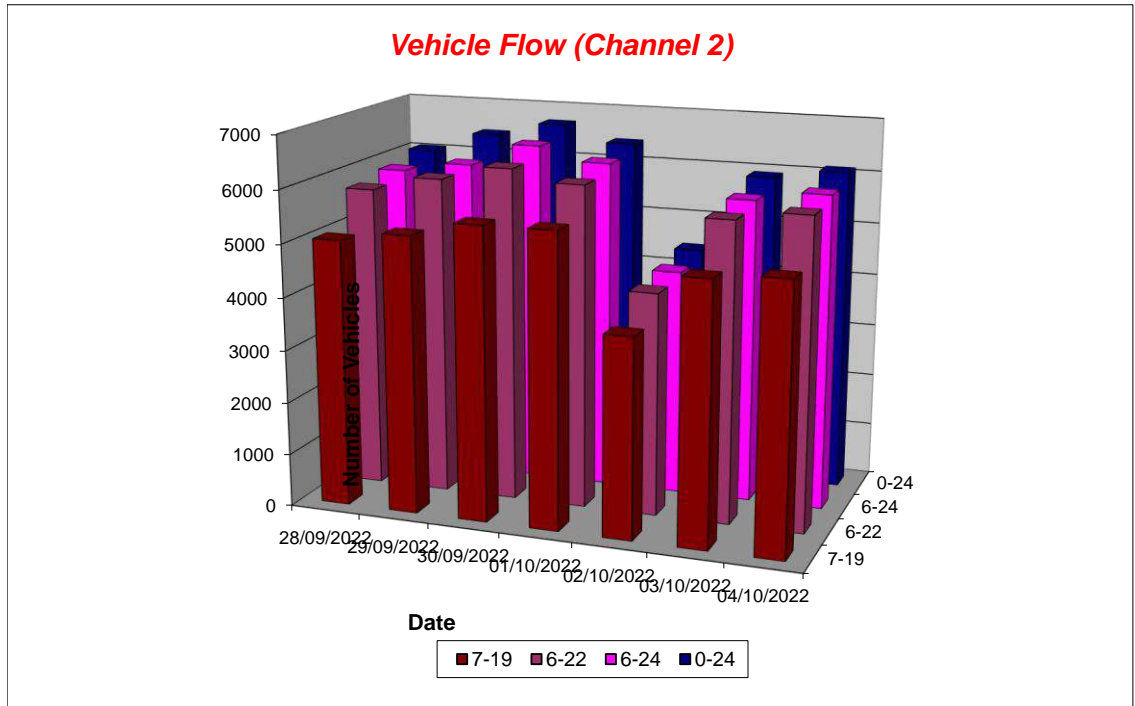


Channel 2 - Southbound

Vehicle Flow

Week 2

Hr Ending	28/09/2022 Wednesday	29/09/2022 Thursday	30/09/2022 Friday	01/10/2022 Saturday	02/10/2022 Sunday	03/10/2022 Monday	04/10/2022 Tuesday	5 Day Ave	7 Day Ave
1	16	95	29	46	35	22	12	35	36
2	10	51	13	18	32	5	1	16	19
3	13	67	17	10	10	7	9	23	19
4	8	32	23	14	14	9	8	16	15
5	19	27	22	16	9	25	19	22	20
6	112	99	93	46	25	109	120	107	86
7	248	241	225	69	45	251	272	247	193
8	563	540	485	204	80	533	589	542	428
9	401	512	496	341	198	385	365	432	385
10	415	410	446	444	334	416	424	422	413
11	418	399	441	526	379	373	399	406	419
12	362	358	464	514	400	386	346	383	404
13	386	393	418	626	469	338	356	378	427
14	349	386	382	655	346	375	379	374	410
15	355	407	413	625	317	346	383	381	407
16	440	440	494	447	298	434	458	453	430
17	417	469	521	378	371	484	455	469	442
18	495	507	529	459	306	486	501	504	469
19	449	418	443	320	269	353	362	405	373
20	229	268	282	240	194	244	275	260	247
21	117	175	154	139	110	167	159	154	146
22	92	97	109	107	97	80	109	97	99
23	56	0	134	91	54	70	70	66	68
24	75	37	64	65	24	21	32	46	45
7-19	5050	5239	5532	5539	3767	4909	5017	5149	5008
6-22	5736	6020	6302	6094	4213	5651	5832	5908	5693
6-24	5867	6057	6500	6250	4291	5742	5934	6020	5806
0-24	6045	6428	6697	6400	4416	5919	6103	6238	6001



# Stansted Mountfitchet ATC 09, Canterbury Road

Produced by Streetwise Services Ltd.



Channel 2 - Southbound

Average Speed

Week 2

Hr Ending	28/09/2022 Wednesday	29/09/2022 Thursday	30/09/2022 Friday	01/10/2022 Saturday	02/10/2022 Sunday	03/10/2022 Monday	04/10/2022 Tuesday
1	28.9	24.5	28.2	28.9	29.9	29.6	29.7
2	32.5	27.4	31.1	30.3	30.7	27.0	28.0
3	32.2	29.6	28.6	30.5	26.5	33.7	31.3
4	33.6	28.9	30.6	31.9	30.9	29.7	30.5
5	32.2	31.5	36.2	32.1	29.1	30.4	32.2
6	29.5	31.8	29.6	31.0	30.6	31.0	30.4
7	25.7	27.0	26.0	28.4	29.7	26.2	25.6
8	20.2	18.9	22.1	27.7	28.0	21.2	20.2
9	12.7	19.1	18.5	21.4	25.3	13.2	13.9
10	20.8	19.4	20.6	19.9	23.7	21.1	18.7
11	21.6	20.5	21.0	16.9	22.6	21.9	18.9
12	21.0	19.8	19.5	19.0	20.9	21.1	21.2
13	19.5	18.5	18.0	16.9	20.7	21.1	20.1
14	20.7	20.2	20.0	19.1	22.5	21.6	20.5
15	21.5	21.3	20.5	18.6	24.5	22.5	21.4
16	20.6	20.6	20.2	21.3	23.3	18.9	19.3
17	18.6	19.0	18.5	21.4	22.5	19.4	20.8
18	20.0	18.9	19.1	19.6	21.8	20.6	19.5
19	18.2	20.1	18.7	21.2	23.1	20.8	20.8
20	21.8	20.3	20.8	21.7	23.5	21.2	19.8
21	24.4	23.3	23.1	24.0	24.2	24.1	24.2
22	25.4	24.8	23.1	23.3	25.3	25.4	26.0
23	28.6	-	23.9	26.8	26.1	25.4	25.7
24	24.9	29.3	26.9	28.3	29.7	29.8	29.3

10-12	21.3	20.1	20.2	18.0	21.8	21.5	20.0
14-16	21.0	21.0	20.3	19.8	23.9	20.5	20.2
0-24	20.6	20.7	20.5	20.4	23.2	21.1	20.6

7 Day Ave 21.0

85th Percentile

Hr Ending	28/09/2022 Wednesday	29/09/2022 Thursday	30/09/2022 Friday	01/10/2022 Saturday	02/10/2022 Sunday	03/10/2022 Monday	04/10/2022 Tuesday
1	33.4	28.3	33.8	33.8	38.5	33.0	33.3
2	33.5	33.3	38.4	38.2	33.5	28.5	28.2
3	38.7	33.7	33.5	38.3	33.6	33.7	33.2
4	38.5	33.7	38.5	38.1	33.3	38.8	33.4
5	38.3	38.8	43.7	38.5	33.4	33.8	38.6
6	33.1	38.8	38.0	38.5	38.4	33.2	33.2
7	28.4	33.3	28.6	33.6	34.0	28.5	28.7
8	23.6	23.8	28.9	33.0	33.5	28.9	28.6
9	18.8	23.7	23.3	28.3	28.6	23.8	23.6
10	28.6	23.9	28.1	23.1	28.5	28.4	23.1
11	28.7	28.2	28.4	23.3	28.0	28.5	23.0
12	28.8	28.4	28.8	23.8	28.4	23.3	28.2
13	23.4	23.6	23.4	23.6	28.1	28.2	28.2
14	28.8	28.4	23.4	29.0	28.7	28.8	23.4
15	28.7	28.2	23.7	23.8	28.2	28.5	28.6
16	23.7	28.6	28.4	28.6	28.2	23.5	23.3
17	23.7	28.6	23.7	28.6	28.4	23.6	23.8
18	23.2	23.1	23.5	23.2	28.1	23.1	23.9
19	23.8	23.1	23.2	28.9	28.6	28.7	23.5
20	28.1	28.6	28.3	28.3	28.7	28.3	28.4
21	28.2	28.8	28.1	28.6	28.4	28.1	28.0
22	29.0	28.6	29.0	28.6	28.4	28.3	28.3
23	33.8	-	28.3	33.8	33.3	34.0	28.2
24	28.2	33.4	28.6	33.7	38.7	33.3	33.6

10-12	28.2	23.2	28.3	23.7	28.2	28.6	24.0
14-16	28.2	28.5	28.9	28.8	28.0	28.4	28.3
0-24	28.9	29.0	28.3	28.3	28.9	28.4	28.2

7 Day Ave 28.6



# Stansted Mountfitchet ATC 09, Canterbury Road

Produced by Streetwise Services Ltd.

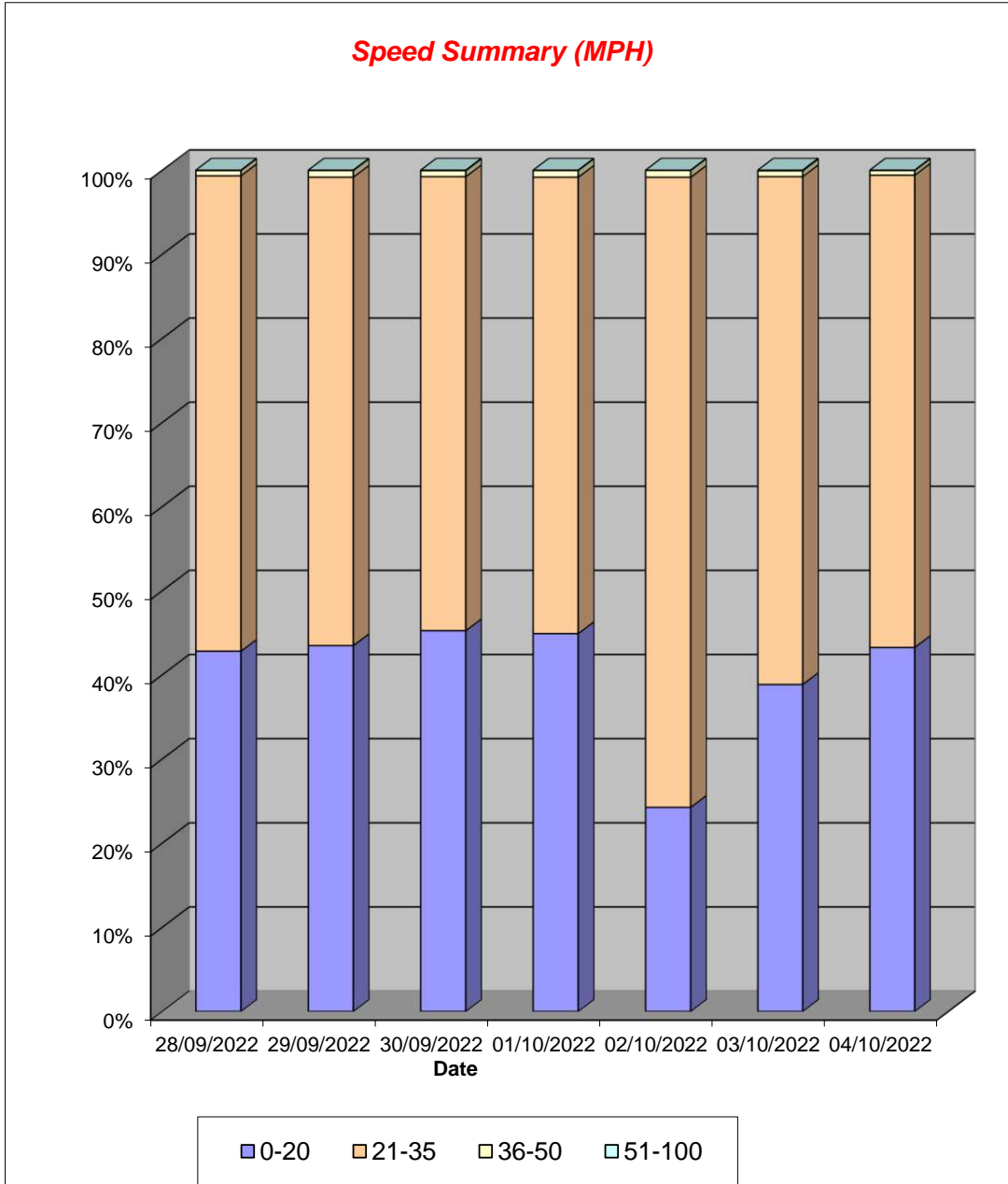


Channel 2 - Southbound

Speed Summary

Week 2

Speed (MPH)	28/09/2022 Wednesday	29/09/2022 Thursday	30/09/2022 Friday	01/10/2022 Saturday	02/10/2022 Sunday	03/10/2022 Monday	04/10/2022 Tuesday
0-20	2588	2795	3031	2874	1071	2300	2640
21-35	3417	3580	3615	3473	3308	3574	3427
36-50	38	51	48	51	36	41	34
51-100	2	2	3	2	1	4	2
<b>TOTAL</b>	<b>6045</b>	<b>6428</b>	<b>6697</b>	<b>6400</b>	<b>4416</b>	<b>5919</b>	<b>6103</b>



## Stansted Mountfitchet ATC 09, Canterbury Road

Produced by Streetwise Services Ltd.

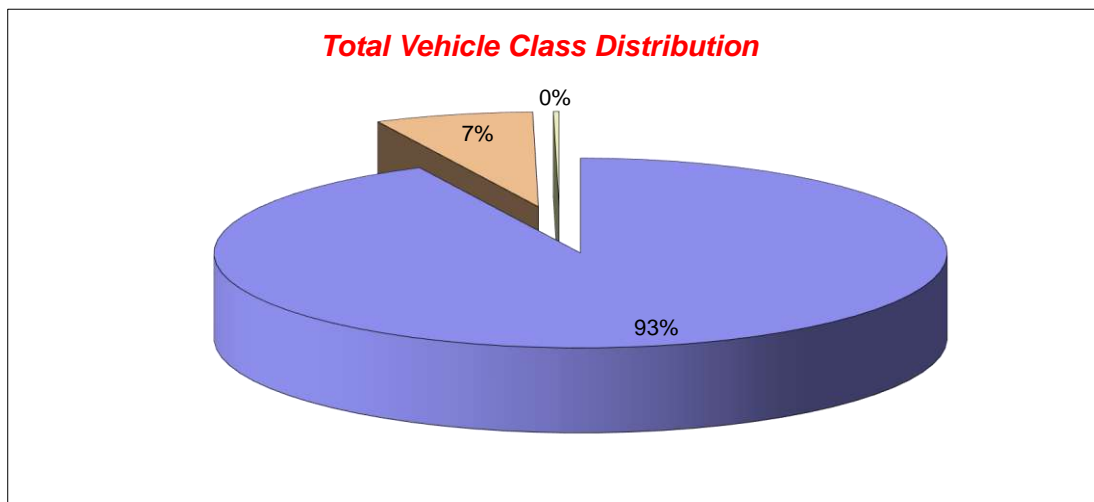


Channel 2 - Southbound

Vehicle Class

Week 2

Classes Day / Time	Car / LGV / Caravan - 1	OGV1 / Bus - 2,3,5,6,7,12	OGV2 - 4,8,9,10,11,13	TOTAL - 1-13
28/09/2022				
7-19	4673	357	20	5050
6-22	5322	393	21	5736
6-24	5446	399	22	5867
0-24	5607	415	23	6045
29/09/2022				
7-19	4798	422	19	5239
6-22	5542	457	21	6020
6-24	5579	457	21	6057
0-24	5920	485	23	6428
30/09/2022				
7-19	5103	416	13	5532
6-22	5836	452	14	6302
6-24	6023	462	15	6500
0-24	6203	478	16	6697
01/10/2022				
7-19	5223	310	6	5539
6-22	5747	341	6	6094
6-24	5897	347	6	6250
0-24	6035	357	8	6400
02/10/2022				
7-19	3596	166	5	3767
6-22	4014	193	6	4213
6-24	4091	194	6	4291
0-24	4210	200	6	4416
03/10/2022				
7-19	4492	405	12	4909
6-22	5196	441	14	5651
6-24	5280	448	14	5742
0-24	5438	467	14	5919
04/10/2022				
7-19	4553	449	15	5017
6-22	5308	509	15	5832
6-24	5406	513	15	5934
0-24	5555	533	15	6103
Average				
7-19	4634	361	13	5008
6-22	5281	398	14	5693
6-24	5389	403	14	5806
0-24	5567	419	15	6001





**Stansted Mountfitchet - Manual Traffic Survey: Wednesday, 21 September 2022**

Produced by Streetwise Services Ltd.

**Junction: A - Lower Street / B - B1051 Grove Hill / C - B1051 Lower Street**



Matrix Totals: **Counts**

Show single Session: **No**  
**07:00 to 10:00**

Custom Start / End: **07:00** | **19:00**

Show Peak Times: **No**

		Arm Destination			Total	% Total
		A	B	C		
Arm Origin	A	0	83	888	971	100.00%
	B	78	0	1253	1331	100.00%
	C	1158	1199	22	2379	100.00%
Total		1236	1282	2163		
% Total		100.00%	100.00%	100.00%		

Classifications	Include
CAR	Yes
LGV	Yes
OGV1	Yes
OGV2	Yes
BUS	Yes
P/CYCLE	Yes
M/CYCLE	Yes





Statistik Meersticker - Manual Traffic Survey: Wednesday, 21 September 2012

Produced by Statistics Service Ltd.

Approach: A - Lower Street / B - B055 Grove Hill / C - B051 Lower Street

Approach: B - B055 Grove Hill

Table with columns for TIME, CAR, LEV, OCV1, OCV2, BUS, PCYCLE, MICYCLE, MCI, TOTAL, and rows for various time intervals (17:50-18:00, etc.) and summary rows (Weekly Total, Monthly Total).

Table with columns for TIME, CAR, LEV, OCV1, OCV2, BUS, PCYCLE, MICYCLE, MCI, TOTAL, and rows for various time intervals (18:00-18:10, etc.) and summary rows (Weekly Total, Monthly Total).



Statistik Mountainview - Manual Traffic Survey: Wednesday, 21 September 2022

Prepared by Statistic Mountainview

Location: A - Lower Street / B - B1015 Green Hill / C - B1015 Lower Street

Approach: C - B1015 Lower Street

Table with columns for time, CAR, LOW, OVB, OVS, BUS, BICYCLE, MOTO, PCU, TOTAL, and sub-sections C/A, C/B, and C/C.

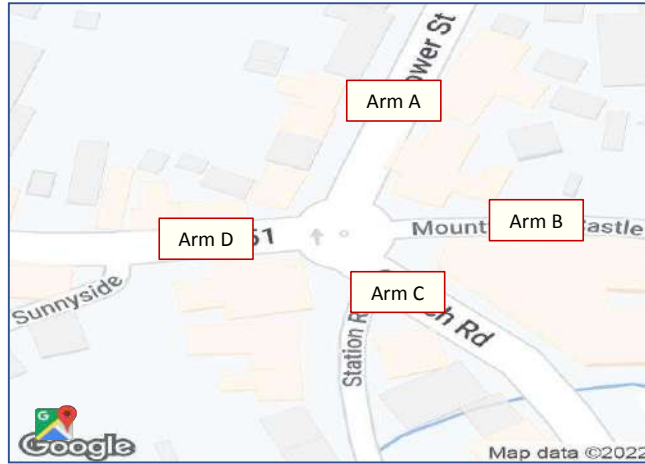
Table with columns for time, CAR, LOW, OVB, OVS, BUS, BICYCLE, MOTO, PCU, TOTAL, and sub-sections F/B/C and T/C.



## Stansted Mountfitchet - Manual Traffic Survey: Wednesday, 21 September 2022

Produced by Streetwise Services Ltd.

**Junction: A - B1051 Lower Street / B - Mountfitchet Castle Street / C - Church Road / D - B1051 Chapel Hill**



Matrix Totals:

Show single Session:

Custom Start / End:

Show Peak Times:

Arm Destination

		A	B	C	D	Total	% Total
Arm Origin	A	22	131	1072	933	2158	100.00%
	B	146	0	199	112	457	100.00%
	C	1254	212	3	590	2059	100.00%
	D	959	159	598	6	1722	100.00%
Total		2381	502	1872	1641		
% Total		100.00%	100.00%	100.00%	100.00%		

Classifications	Include
CAR	Yes
LGV	Yes
OGV1	Yes
OGV2	Yes
BUS	Yes
P/CYCLE	Yes
M/CYCLE	Yes



Streetwise Manual Traffic Survey Wednesday, 21 September 2022

Project: Devon County Council

Location: A - B3141 Looe Street / B - Southfield/Cable Street / C - Church Road / D - B3151 Chapel Hill

Approach: A - B3141 Looe Street

Table with columns for Time, Direction, and Vehicle Type (CAR, LCV, OBN, OBO, BUS, PCVLA, MCVLA, PCV, TOTAL) for sections A, B, C, and D.

Table with columns for Time, Direction, and Vehicle Type (CAR, LCV, OBN, OBO, BUS, PCVLA, MCVLA, PCV, TOTAL) for sections E, F, G, and H.





Standard Manufacturer - Manual Traffic Survey Wednesday, 21 September 2022

Project: A - Widdowson Street / B - Southfield/Castle Street / C - Church Road / D - B1011 Chapel Hill

Approach: B - Southfield/Castle Street

Table with 4 main sections (B1-C1, B2-C2, B3-C3, B4-C4) and 24 columns (Time, Car, LCV, OBV, OBO, Bus, PCOLA, MCOLA, PCO, TOTAL, etc.)

Table with 4 main sections (B5-C5, B6-C6, B7-C7, B8-C8) and 24 columns (Time, Car, LCV, OBV, OBO, Bus, PCOLA, MCOLA, PCO, TOTAL, etc.)



Statistik Mannheim - Manual Traffic Survey Wednesday, 21 September 2012

Produced by Statistik Mannheim

Address: A - Wilhelm-Strasse / B - Hauptbahnhof-Campus / C - Church Road / D - B1011 Campus Rd

Approach: A - Church Road

Table with columns for Time, Direction, and Vehicle Type (CAR, LOW, OBV, OBO, BUS, PCOLA, MOCOLA, FCOL, TOTAL) for categories C1A through C1I.

Table with columns for Time, Direction, and Vehicle Type (CAR, LOW, OBV, OBO, BUS, PCOLA, MOCOLA, FCOL, TOTAL) for categories C2A through C2I.



Standard Manufacturer - Manual Traffic Survey Wednesday, 21 September 2022

Project: Devon County Council

Location: A - B3141 (A30 - Stone) / B - Southfield/Club Street / C - Church Road / D - B3151 Chapel Hill

Apparatus: D - B3151 Chapel Hill

Table with 4 main sections (A, B, C, D) and 4 sub-sections (S1, S2, S3, S4). Each section contains a grid of traffic counts for various vehicle types (CAR, LRV, etc.) across different time intervals.

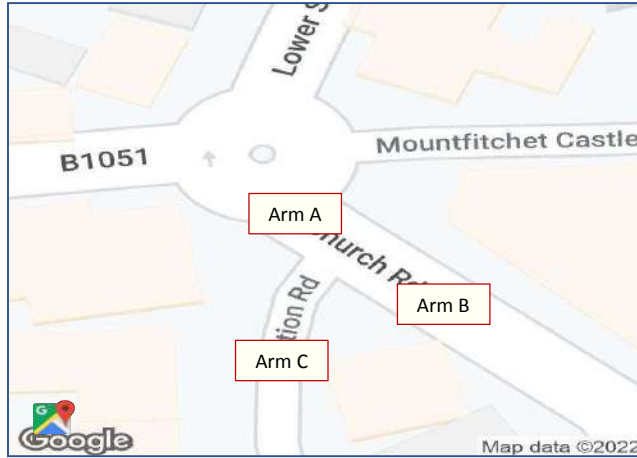
Table with 4 main sections (A, B, C, D) and 4 sub-sections (S1, S2, S3, S4). Each section contains a grid of traffic counts for various vehicle types (CAR, LRV, etc.) across different time intervals.



**Stansted Mountfitchet - Manual Traffic Survey: Wednesday, 21 September 2022**

Produced by Streetwise Services Ltd.

**Junction: A - (North) Church Road / B - (South) Church Road / C - Station Road**



Matrix Totals: **Counts**

Show single Session: **No**  
**07:00 to 10:00**

Custom Start / End: **07:00** | **19:00**

Show Peak Times: **No**

		Arm Destination				
		A	B	C	Total	% Total
Arm Origin	A	1	1693	181	1875	100.00%
	B	1875	0	101	1976	100.00%
	C	186	86	0	272	100.00%
Total		2062	1779	282		
% Total		100.00%	100.00%	100.00%		

Classifications	Include
CAR	Yes
LGV	Yes
OGV1	Yes
OGV2	Yes
BUS	Yes
P/CYCLE	Yes
M/CYCLE	Yes





Statistik Mountainview - Manual Traffic Survey: Wednesday, 21 September 2022

Prepared by Statistik Services Ltd.

Station: A - North Church Road / B - South Church Road / C - Station Road

Approach: B - South Church Road

Table with columns for TIME, CAR, LOW, OVBV, OVBZ, BUS, MOTO, MOTO2, PCU, TOTAL, and sub-sections B1-C, B1-A, B1-B.

Table with columns for TIME, CAR, LOW, OVBV, OVBZ, BUS, MOTO, MOTO2, PCU, TOTAL, and sub-sections F4-B, F4-A.



Statistik Mountainview - Manual Traffic Survey: Wednesday, 21 September 2022

Prepared by Statistik Mountainview Ltd

Location: A - North Church Road / B - South Church Road / C - Station Road

Approach: C - Station Road

Table with 15 columns: TIME, CAR, LOW, OVB, OVS, BUS, MOTO, MOTO2, MOTO3, MOTO4, MOTO5, MOTO6, MOTO7, MOTO8, MOTO9, MOTO10, MOTO11, MOTO12, MOTO13, MOTO14, MOTO15, MOTO16, MOTO17, MOTO18, MOTO19, MOTO20, MOTO21, MOTO22, MOTO23, MOTO24, MOTO25, MOTO26, MOTO27, MOTO28, MOTO29, MOTO30, MOTO31, MOTO32, MOTO33, MOTO34, MOTO35, MOTO36, MOTO37, MOTO38, MOTO39, MOTO40, MOTO41, MOTO42, MOTO43, MOTO44, MOTO45, MOTO46, MOTO47, MOTO48, MOTO49, MOTO50. Includes sub-headers C/A, C/B, and C/C.

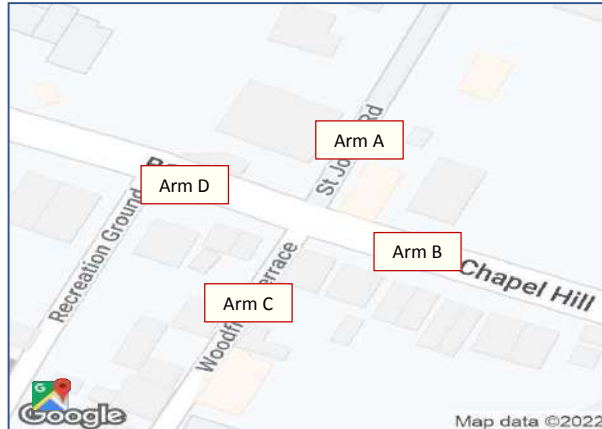
Table with 15 columns: TIME, CAR, LOW, OVB, OVS, BUS, MOTO, MOTO2, MOTO3, MOTO4, MOTO5, MOTO6, MOTO7, MOTO8, MOTO9, MOTO10, MOTO11, MOTO12, MOTO13, MOTO14, MOTO15, MOTO16, MOTO17, MOTO18, MOTO19, MOTO20, MOTO21, MOTO22, MOTO23, MOTO24, MOTO25, MOTO26, MOTO27, MOTO28, MOTO29, MOTO30, MOTO31, MOTO32, MOTO33, MOTO34, MOTO35, MOTO36, MOTO37, MOTO38, MOTO39, MOTO40, MOTO41, MOTO42, MOTO43, MOTO44, MOTO45, MOTO46, MOTO47, MOTO48, MOTO49, MOTO50. Includes sub-headers F/B/C and T/C.



## Stansted Mountfitchet - Manual Traffic Survey: Wednesday, 21 September 2022

Produced by Streetwise Services Ltd.

Junction: **A - Saint Johns Road / B - (East) B1051 Chapel Hill / C - Woodfield Terrace / D - (West) B1051 Chapel Hill**



Matrix Totals: **Counts**

Show single Session: **No**  
**07:00 to 10:00**

Custom Start / End: **07:00** **19:00**

Show Peak Times: **No**

		Arm Destination					
		A	B	C	D	Total	% Total
Arm Origin	A	0	85	1	64	150	100.00%
	B	91	0	3	1508	1602	100.00%
	C	0	4	0	3	7	100.00%
	D	80	1589	3	0	1672	100.00%
Total		171	1678	7	1575		
% Total		100.00%	100.00%	100.00%	100.00%		

Classifications	Include
CAR	Yes
LGV	Yes
OGV1	Yes
OGV2	Yes
BUS	Yes
P/CYCLE	Yes
M/CYCLE	Yes





Standard Manufacturer - Manual Traffic Survey Wednesday, 21 September 2022

Procedural Overview Summary

Location: A - Westbourne Road / B - (West B303) Chapel Hill / C - Westfield Terrace / D - (West B303) Chapel Hill

Approach: A - North/Southbound

Table with columns for Time, CAR, LRV, OBV, OBS, AB, POCDA, MOCDA, PCO, TOTAL, and rows for various time intervals (e.g., 07:00-07:05, 07:05-07:10, etc.)

Table with columns for Time, CAR, LRV, OBV, OBS, AB, POCDA, MOCDA, PCO, TOTAL, and rows for various time intervals (e.g., 07:00-07:05, 07:05-07:10, etc.)



Streetwise Manual Traffic Survey Wednesday, 21 September 2022

Providence, Massachusetts

Address: A - Southwick Street / B - (Road B)020 Chapter 91C / C - Woodland Terrace / D - (Road B)020 Chapter 91D

Approach: A - (Road B)020 Chapter 91C

Table with 4 columns: Time, CAR, LRV, OBV, and 16 vehicle type columns (BUS, PICKUP, TRUCK, etc.). Rows include various times from 07:00:00 to 08:00:00 and a summary row for 'Approach'.

Table with 4 columns: Time, CAR, LRV, OBV, and 16 vehicle type columns (BUS, PICKUP, TRUCK, etc.). Rows include various times from 07:00:00 to 08:00:00 and a summary row for 'Approach'.





Stratford Manufacturing - Manual Traffic Survey Wednesday, 21 September 2022

Production Overview Summary

Location: A - Warehouse/Plant / B - Road B302 (Chapel Hill) / C - Warehouse/Terrace / D - Road B302 (Chapel Hill)

Approach: A - (Road B302) Chapel Hill

Table with 4 columns: Side (A, B, C, D) and 16 sub-columns for each side (CAR, LRV, OBN, OSO, RAB, POCOLA, MIDDLE, POI, TOTAL). Rows include time intervals (e.g., 07:00-07:15) and summary rows (Average, Minimum, Maximum).

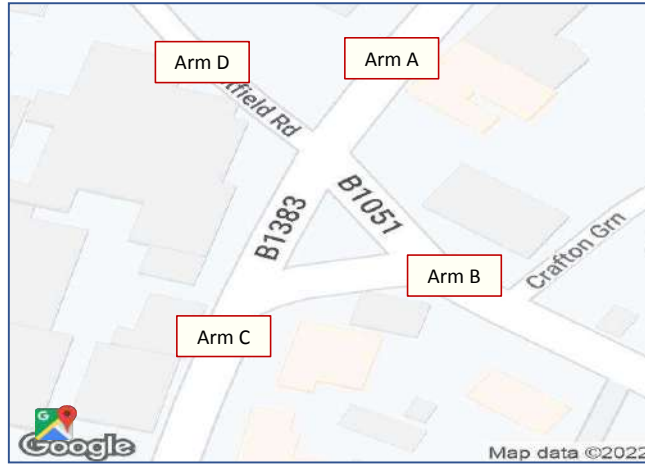
Table with 4 columns: Side (A, B, C, D) and 16 sub-columns for each side (CAR, LRV, OBN, OSO, RAB, POCOLA, MIDDLE, POI, TOTAL). Rows include time intervals (e.g., 07:00-07:15) and summary rows (Average, Minimum, Maximum).



## Stansted Mountfitchet - Manual Traffic Survey: Wednesday, 21 September 2022

Produced by Streetwise Services Ltd.

Junction: A - B1383 Cambridge Road / B - B1051 Chapel Hill / C - B1383 Silver Street / D - Bentfield Road



Matrix Totals:

Show single Session:

Custom Start / End:

Show Peak Times:

Arm Destination

		A	B	C	D	Total	% Total
Arm Origin	A	0	387	2535	135	3057	100.00%
	B	271	0	1124	234	1629	100.00%
	C	2336	1107	1	323	3767	100.00%
	D	137	225	294	0	656	100.00%
Total		2744	1719	3954	692		
% Total		100.00%	100.00%	100.00%	100.00%		

Classifications	Include
CAR	Yes
LGV	Yes
OGV1	Yes
OGV2	Yes
BUS	Yes
P/CYCLE	Yes
M/CYCLE	Yes



Statistik Manhattan - Manual Traffic Survey Wednesday, 21 September 2022

Project: A - B1241 Cambridge Road / B - B2022 Chapel Hill / C - B1033 Blue Street / D - Bedford Road

Segment: A - B1241 Cambridge Road

Table with 4 columns: Side (S, N), Direction (S, N), and Time (15, 30, 45, 60, 75, 90, 105, 120, 135, 150, 165, 180, 195, 210, 225, 240, 255, 270, 285, 300). Each cell contains traffic counts for various vehicle types.

Table with 4 columns: Side (S, N), Direction (S, N), and Time (15, 30, 45, 60, 75, 90, 105, 120, 135, 150, 165, 180, 195, 210, 225, 240, 255, 270, 285, 300). Each cell contains traffic counts for various vehicle types.



Standard Manufacturer - Manual Traffic Survey Wednesday, 21 September 2022

Project: A14 - B144 Cambridge Road / B - B2022 Chapel Hill / L - B1033 Blue Street / D - Southfield Road
Apparatus: B - B2022 Chapel Hill

Table with columns for Time, Direction, and Vehicle Type (CAR, LCV, OBN, OBO, BUS, PCOLA, MOCOLA, FOC, TOTAL) for three directions: B144, B1033, and B2022.

Table with columns for Time, Direction, and Vehicle Type (CAR, LCV, OBN, OBO, BUS, PCOLA, MOCOLA, FOC, TOTAL) for three directions: B1033, B144, and B2022.



Statistik Manhattan - Manual Traffic Survey Wednesday, 21 September 2011

Practical Overview Worksheet

Location: A - 41101 Cambridge Road / B - 40332 Chapel Hill / C - 40333 Blue Street / D - Bedford Road

Approach: A - 41101 Chapel Hill / B - 40332 Chapel Hill / C - 40333 Blue Street

Table with 3 main sections: C&A, C&B, and C&C. Each section contains a grid of traffic counts for various vehicle types (CAR, SUV, VAN, BUS, PICKUP, MOTO, FCY, TRK) across different time intervals.

Table with 3 main sections: B&C, B&D, and B&E. Each section contains a grid of traffic counts for various vehicle types (CAR, SUV, VAN, BUS, PICKUP, MOTO, FCY, TRK) across different time intervals.





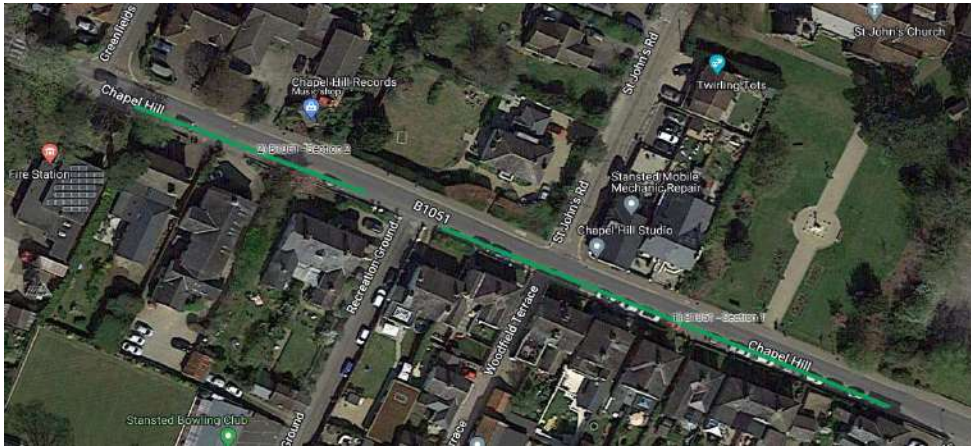
Streetwise Manual Traffic Survey Wednesday, 21 September 2022

Project: A1664 Cambridge Road / B-2022 Chapel Hill / C-10333 Blue Street / D- Southfield Road

Location: D- Southfield Road

Table with columns for Time, Direction, and Vehicle Type (CAR, SUV, OBV, OBO, BUS, PCOLA, MOCOLA, FCY, TOTAL) for Southbound and Northbound traffic. Includes a summary row at the bottom.

Table with columns for Time, Direction, and Vehicle Type (CAR, SUV, OBV, OBO, BUS, PCOLA, MOCOLA, FCY, TOTAL) for Southbound and Northbound traffic. Includes a summary row at the bottom.







PED 1 - Zebra Crossing



**Stansted Mountfitchet - Manual Traffic Survey: Wednesday, 21 September 2022**

Produced by Streetwise Services Ltd.

Junction: **B1051 Lower Street**

TIME	Zebra Crossing											
	Eastbound						Westbound					
	Child	Adult	Elderly	Mobility Impaired	Cyclist	TOTAL	Child	Adult	Elderly	Mobility Impaired	Cyclist	TOTAL
07:00 - 07:15	0	1	0	0	0	1	0	0	0	0	0	0
07:15 - 07:30	0	3	0	0	0	3	0	0	0	0	0	0
07:30 - 07:45	0	4	0	0	0	4	0	6	0	0	0	6
07:45 - 08:00	1	3	0	0	0	4	0	5	0	0	0	5
<b>Hourly Total</b>	<b>1</b>	<b>11</b>	<b>0</b>	<b>0</b>	<b>0</b>	<b>12</b>	<b>0</b>	<b>11</b>	<b>0</b>	<b>0</b>	<b>0</b>	<b>11</b>
08:00 - 08:15	3	2	0	0	0	5	0	0	0	0	0	0
08:15 - 08:30	3	4	0	0	0	7	2	3	0	0	0	5
08:30 - 08:45	0	4	0	0	0	4	14	10	0	0	1	25
08:45 - 09:00	2	14	0	0	1	17	1	5	0	0	0	6
<b>Hourly Total</b>	<b>8</b>	<b>24</b>	<b>0</b>	<b>0</b>	<b>1</b>	<b>33</b>	<b>17</b>	<b>18</b>	<b>0</b>	<b>0</b>	<b>1</b>	<b>36</b>
09:00 - 09:15	0	10	0	0	0	10	1	5	0	0	0	6
09:15 - 09:30	1	5	0	0	0	6	0	6	0	0	0	6
09:30 - 09:45	5	11	1	0	0	17	1	6	0	0	0	7
09:45 - 10:00	0	12	0	0	0	12	3	13	0	1	0	17
<b>Hourly Total</b>	<b>6</b>	<b>38</b>	<b>1</b>	<b>0</b>	<b>0</b>	<b>45</b>	<b>5</b>	<b>30</b>	<b>0</b>	<b>1</b>	<b>0</b>	<b>36</b>

<b>Session Total</b>	<b>15</b>	<b>73</b>	<b>1</b>	<b>0</b>	<b>1</b>	<b>90</b>	<b>22</b>	<b>59</b>	<b>0</b>	<b>1</b>	<b>1</b>	<b>83</b>
----------------------	-----------	-----------	----------	----------	----------	-----------	-----------	-----------	----------	----------	----------	-----------

16:00 - 16:15	6	8	0	0	0	14	0	5	0	0	0	5
16:15 - 16:30	3	5	0	0	0	8	0	12	0	0	0	12
16:30 - 16:45	0	1	0	0	0	1	0	6	0	0	0	6
16:45 - 17:00	0	10	0	0	0	10	1	7	0	0	0	8
<b>Hourly Total</b>	<b>9</b>	<b>24</b>	<b>0</b>	<b>0</b>	<b>0</b>	<b>33</b>	<b>1</b>	<b>30</b>	<b>0</b>	<b>0</b>	<b>0</b>	<b>31</b>
17:00 - 17:15	0	4	0	0	0	4	0	8	0	0	0	8
17:15 - 17:30	0	7	0	0	0	7	1	5	0	0	0	6
17:30 - 17:45	0	4	0	0	0	4	0	1	0	0	0	1
17:45 - 18:00	1	8	0	0	0	9	1	10	0	0	0	11
<b>Hourly Total</b>	<b>1</b>	<b>23</b>	<b>0</b>	<b>0</b>	<b>0</b>	<b>24</b>	<b>2</b>	<b>24</b>	<b>0</b>	<b>0</b>	<b>0</b>	<b>26</b>
18:00 - 18:15	1	4	0	0	1	6	0	9	0	0	0	9
18:15 - 18:30	0	2	0	0	0	2	0	6	0	0	0	6
18:30 - 18:45	0	1	0	0	0	1	0	8	0	0	0	8
18:45 - 19:00	0	2	0	0	0	2	0	4	0	0	0	4
<b>Hourly Total</b>	<b>1</b>	<b>9</b>	<b>0</b>	<b>0</b>	<b>1</b>	<b>11</b>	<b>0</b>	<b>27</b>	<b>0</b>	<b>0</b>	<b>0</b>	<b>27</b>

<b>Session Total</b>	<b>11</b>	<b>56</b>	<b>0</b>	<b>0</b>	<b>1</b>	<b>68</b>	<b>3</b>	<b>81</b>	<b>0</b>	<b>0</b>	<b>0</b>	<b>84</b>
----------------------	-----------	-----------	----------	----------	----------	-----------	----------	-----------	----------	----------	----------	-----------





**Stansted Mountfitchet - Manual Traffic Survey: Wednesday, 21 September 2022**

Produced by Streetwise Services Ltd.

Junction: **B1051 Chapel Hill**

Zebra Crossing												
TIME	Northbound						Southbound					
	Child	Adult	Elderly	Mobility Impaired	Cyclist	TOTAL	Child	Adult	Elderly	Mobility Impaired	Cyclist	TOTAL
07:00 - 07:15	0	0	0	0	0	0	0	8	0	0	0	8
07:15 - 07:30	1	3	0	0	0	4	3	10	0	0	0	13
07:30 - 07:45	2	0	0	0	0	2	17	25	0	0	0	42
07:45 - 08:00	2	6	0	0	0	8	16	9	0	0	0	25
<b>Hourly Total</b>	<b>5</b>	<b>9</b>	<b>0</b>	<b>0</b>	<b>0</b>	<b>14</b>	<b>36</b>	<b>52</b>	<b>0</b>	<b>0</b>	<b>0</b>	<b>88</b>
08:00 - 08:15	0	2	0	0	0	2	7	5	0	0	0	12
08:15 - 08:30	2	7	0	0	0	9	6	10	0	0	0	16
08:30 - 08:45	17	18	0	0	0	35	0	5	0	0	0	5
08:45 - 09:00	4	7	0	0	0	11	1	7	0	0	0	8
<b>Hourly Total</b>	<b>23</b>	<b>34</b>	<b>0</b>	<b>0</b>	<b>0</b>	<b>57</b>	<b>14</b>	<b>27</b>	<b>0</b>	<b>0</b>	<b>0</b>	<b>41</b>
09:00 - 09:15	0	3	1	0	0	4	1	13	0	0	0	14
09:15 - 09:30	0	5	0	0	0	5	0	8	0	0	0	8
09:30 - 09:45	2	6	0	0	0	8	0	2	0	0	0	2
09:45 - 10:00	0	2	0	0	0	2	1	11	1	0	0	13
<b>Hourly Total</b>	<b>2</b>	<b>16</b>	<b>1</b>	<b>0</b>	<b>0</b>	<b>19</b>	<b>2</b>	<b>34</b>	<b>1</b>	<b>0</b>	<b>0</b>	<b>37</b>
<b>Session Total</b>	<b>30</b>	<b>59</b>	<b>1</b>	<b>0</b>	<b>0</b>	<b>90</b>	<b>52</b>	<b>113</b>	<b>1</b>	<b>0</b>	<b>0</b>	<b>166</b>
16:00 - 16:15	2	8	0	0	0	10	1	6	0	0	0	7
16:15 - 16:30	4	14	0	0	0	18	1	8	0	0	0	9
16:30 - 16:45	2	8	0	0	0	10	0	5	0	0	0	5
16:45 - 17:00	3	3	0	0	2	8	0	6	0	0	0	6
<b>Hourly Total</b>	<b>11</b>	<b>33</b>	<b>0</b>	<b>0</b>	<b>2</b>	<b>46</b>	<b>2</b>	<b>25</b>	<b>0</b>	<b>0</b>	<b>0</b>	<b>27</b>
17:00 - 17:15	1	4	0	0	0	5	0	4	0	0	0	4
17:15 - 17:30	5	30	0	0	0	35	2	8	0	0	1	11
17:30 - 17:45	1	2	0	0	0	3	3	4	0	0	0	7
17:45 - 18:00	13	5	0	0	0	18	2	6	0	0	0	8
<b>Hourly Total</b>	<b>20</b>	<b>41</b>	<b>0</b>	<b>0</b>	<b>0</b>	<b>61</b>	<b>7</b>	<b>22</b>	<b>0</b>	<b>0</b>	<b>1</b>	<b>30</b>
18:00 - 18:15	3	16	0	0	0	19	0	7	0	0	0	7
18:15 - 18:30	1	4	0	0	0	5	2	5	1	0	0	8
18:30 - 18:45	6	26	0	0	0	32	0	4	0	0	0	4
18:45 - 19:00	1	14	0	0	0	15	0	2	0	0	0	2
<b>Hourly Total</b>	<b>11</b>	<b>60</b>	<b>0</b>	<b>0</b>	<b>0</b>	<b>71</b>	<b>2</b>	<b>18</b>	<b>1</b>	<b>0</b>	<b>0</b>	<b>21</b>
<b>Session Total</b>	<b>42</b>	<b>134</b>	<b>0</b>	<b>0</b>	<b>2</b>	<b>178</b>	<b>11</b>	<b>65</b>	<b>1</b>	<b>0</b>	<b>1</b>	<b>78</b>









**Stansted Mountfitchet - Manual Traffic Survey: Wednesday, 21 September 2022**

Produced by Streetwise Services Ltd.

Junction: **B1051 Chapel Hill**

TIME	Zebra Crossing											
	Northbound						Southbound					
	Child	Adult	Elderly	Mobility Impaired	Cyclist	TOTAL	Child	Adult	Elderly	Mobility Impaired	Cyclist	TOTAL
07:00 - 07:15	0	1	0	0	0	1	0	1	0	0	0	1
07:15 - 07:30	0	0	0	0	0	0	0	0	0	0	0	0
07:30 - 07:45	1	1	0	0	0	2	0	1	0	0	0	1
07:45 - 08:00	1	3	0	0	0	4	0	1	0	0	0	1
<b>Hourly Total</b>	<b>2</b>	<b>5</b>	<b>0</b>	<b>0</b>	<b>0</b>	<b>7</b>	<b>0</b>	<b>3</b>	<b>0</b>	<b>0</b>	<b>0</b>	<b>3</b>
08:00 - 08:15	0	2	0	0	0	2	0	0	0	0	0	0
08:15 - 08:30	1	0	0	0	0	1	1	1	0	0	0	2
08:30 - 08:45	2	1	0	0	0	3	0	0	0	0	0	0
08:45 - 09:00	0	1	0	0	0	1	0	2	0	0	0	2
<b>Hourly Total</b>	<b>3</b>	<b>4</b>	<b>0</b>	<b>0</b>	<b>0</b>	<b>7</b>	<b>1</b>	<b>3</b>	<b>0</b>	<b>0</b>	<b>0</b>	<b>4</b>
09:00 - 09:15	0	2	0	0	0	2	0	2	0	0	0	2
09:15 - 09:30	0	0	0	0	0	0	0	1	0	0	0	1
09:30 - 09:45	0	0	0	0	0	0	0	0	0	0	0	0
09:45 - 10:00	0	0	0	0	0	0	0	0	0	0	0	0
<b>Hourly Total</b>	<b>0</b>	<b>2</b>	<b>0</b>	<b>0</b>	<b>0</b>	<b>2</b>	<b>0</b>	<b>3</b>	<b>0</b>	<b>0</b>	<b>0</b>	<b>3</b>

<b>Session Total</b>	<b>5</b>	<b>11</b>	<b>0</b>	<b>0</b>	<b>0</b>	<b>16</b>	<b>1</b>	<b>9</b>	<b>0</b>	<b>0</b>	<b>0</b>	<b>10</b>
----------------------	----------	-----------	----------	----------	----------	-----------	----------	----------	----------	----------	----------	-----------

16:00 - 16:15	2	4	0	0	0	6	0	1	0	0	0	1
16:15 - 16:30	0	3	0	0	0	3	0	3	0	0	0	3
16:30 - 16:45	0	0	0	0	0	0	0	1	0	0	0	1
16:45 - 17:00	0	1	0	0	0	1	0	4	0	0	0	4
<b>Hourly Total</b>	<b>2</b>	<b>8</b>	<b>0</b>	<b>0</b>	<b>0</b>	<b>10</b>	<b>0</b>	<b>9</b>	<b>0</b>	<b>0</b>	<b>0</b>	<b>9</b>
17:00 - 17:15	0	0	0	0	0	0	0	0	0	0	0	0
17:15 - 17:30	0	2	0	0	0	2	0	0	0	0	0	0
17:30 - 17:45	0	1	0	0	0	1	0	1	0	0	0	1
17:45 - 18:00	0	0	0	0	0	0	0	0	0	0	0	0
<b>Hourly Total</b>	<b>0</b>	<b>3</b>	<b>0</b>	<b>0</b>	<b>0</b>	<b>3</b>	<b>0</b>	<b>1</b>	<b>0</b>	<b>0</b>	<b>0</b>	<b>1</b>
18:00 - 18:15	0	0	0	0	0	0	0	0	0	0	0	0
18:15 - 18:30	0	0	0	0	0	0	0	0	0	0	0	0
18:30 - 18:45	0	0	0	0	0	0	0	1	0	0	0	1
18:45 - 19:00	0	0	0	0	0	0	0	0	0	0	0	0
<b>Hourly Total</b>	<b>0</b>	<b>0</b>	<b>0</b>	<b>0</b>	<b>0</b>	<b>0</b>	<b>0</b>	<b>1</b>	<b>0</b>	<b>0</b>	<b>0</b>	<b>1</b>

<b>Session Total</b>	<b>2</b>	<b>11</b>	<b>0</b>	<b>0</b>	<b>0</b>	<b>13</b>	<b>0</b>	<b>11</b>	<b>0</b>	<b>0</b>	<b>0</b>	<b>11</b>
----------------------	----------	-----------	----------	----------	----------	-----------	----------	-----------	----------	----------	----------	-----------



**Stansted Mountfitchet - Queue Length Survey: Wednesday, 21 September 2022**

Produced by Streetwise Services Ltd.

**Junction: A - Lower Street / B - B1051 Grove Hill / C - B1051 Lower Street**

Survey Period	A - Lower Street				B - B1051 Grove Hill			C - B1051 Lower Street			
	Lane 1		Lane 2		Lane 1			Lane 1		Lane 2	
	MAX (Meters)	AVERAGE (Meters)	MAX (Meters)	AVERAGE (Meters)	Signal Timings	MAX Q1 (Meters)	MAX Q2 (Meters)	MAX (Meters)	AVERAGE (Meters)	Signal Timings	MAX (Meters)
07:00 - 07:05	0	0	15	10	07:00:31	15	5	0	0	07:00:16	10
07:05 - 07:10	5	5	15	5	07:01:13	0	0	0	0	07:03:18	5
07:10 - 07:15	0	0	15	5	07:01:44	0	0	0	0	07:03:55	10
07:15 - 07:20	5	5	25	10	07:01:59	0	0	0	0	07:05:38	15
07:20 - 07:25	0	0	20	10	07:02:13	0	0	0	0	07:08:00	15
07:25 - 07:30	0	0	5	5	07:02:27	0	0	0	0	07:10:23	10
07:30 - 07:35	0	0	15	15	07:02:41	0	0	0	0	07:11:31	5
07:35 - 07:40	5	5	15	10	07:02:55	0	0	0	0	07:12:44	10
07:40 - 07:45	5	5	75	45	07:03:32	5	10	0	0	07:13:24	10
07:45 - 07:50	5	5	30	20	07:04:09	5	10	0	0	07:15:35	15
07:50 - 07:55	5	5	20	15	07:04:23	0	0	0	0	07:16:19	5
07:55 - 08:00	5	5	20	10	07:04:38	0	0	0	0	07:17:40	15
08:00 - 08:05	0	0	65	15	07:04:59	0	0	10	10	07:18:20	10
08:05 - 08:10	5	5	60	35	07:05:14	0	0	0	0	07:18:59	5
08:10 - 08:15	5	5	35	15	07:05:54	10	5	0	0	07:20:13	15
08:15 - 08:20	5	5	30	25	07:06:09	0	0	0	0	07:21:55	15
08:20 - 08:25	0	0	35	10	07:06:36	0	0	0	0	07:23:04	20
08:25 - 08:30	5	5	40	10	07:06:52	0	0	0	0	07:25:40	10
08:30 - 08:35	5	5	35	30	07:07:05	0	0	5	5	07:26:18	5
08:35 - 08:40	0	0	20	15	07:07:21	0	0	0	0	07:27:18	10
08:40 - 08:45	0	0	30	5	07:07:34	5	0	0	0	07:28:10	5
08:45 - 08:50	5	5	25	10	07:08:22	5	10	0	0	07:28:48	10
08:50 - 08:55	5	5	20	15	07:08:39	0	0	0	0	07:30:02	5
08:55 - 09:00	5	5	10	5	07:09:18	0	0	0	0	07:30:55	15
09:00 - 09:05	0	0	25	5	07:09:39	0	0	0	0	07:31:37	10
09:05 - 09:10	0	0	40	5	07:09:52	0	0	0	0	07:33:48	5
09:10 - 09:15	5	5	15	5	07:10:44	0	10	0	0	07:36:01	5
09:15 - 09:20	0	0	10	5	07:11:48	0	5	5	5	07:38:43	20
09:20 - 09:25	5	5	15	5	07:11:59	0	0	0	0	07:39:31	5
09:25 - 09:30	0	0	10	5	07:12:16	0	0	0	0	07:40:39	15
09:30 - 09:35	5	5	5	5	07:13:02	5	5	0	0	07:42:04	5
09:35 - 09:40	0	0	5	5	07:13:41	5	10	0	0	07:44:10	10
09:40 - 09:45	5	5	5	5	07:13:56	0	0	0	0	07:46:08	20
09:45 - 09:50	0	0	10	5	07:14:15	0	0	0	0	07:47:03	40
09:50 - 09:55	5	5	10	5	07:14:34	0	0	15	15	07:47:48	5
09:55 - 10:00	5	5	20	10	07:15:08	0	0	0	0	07:49:01	5
16:00 - 16:05	5	5	20	10	07:15:52	5	5	0	0	07:49:40	5
16:05 - 16:10	0	0	10	10	07:16:36	10	0	5	5	07:50:24	10
16:10 - 16:15	0	0	45	15	07:17:16	15	0	0	0	07:51:10	20
16:15 - 16:20	5	5	70	55	07:17:58	0	0	0	0	07:52:24	10
16:20 - 16:25	5	5	10	10	07:18:37	5	10	0	0	07:53:39	15
16:25 - 16:30	5	5	5	5	07:19:14	10	35	0	0	07:54:23	0
16:30 - 16:35	5	5	5	5	07:19:29	0	0	0	0	07:55:24	20
16:35 - 16:40	5	5	15	10	07:20:35	5	0	0	0	07:56:34	0
16:40 - 16:45	0	0	15	5	07:21:11	0	20	0	0	07:57:17	15
16:45 - 16:50	5	5	25	15	07:22:09	0	0	0	0	07:58:03	0
16:50 - 16:55	5	5	5	5	07:22:24	0	0	0	0	07:58:51	15
16:55 - 17:00	0	0	5	5	07:22:39	0	0	5	5	08:00:29	25
17:00 - 17:05	0	0	20	10	07:23:24	0	15	0	0	08:01:39	0
17:05 - 17:10	5	5	45	40	07:23:38	0	5	0	0	08:02:55	5
17:10 - 17:15	5	5	10	5	07:24:05	0	0	0	0	08:03:36	5
17:15 - 17:20	0	0	15	5	07:24:19	0	0	10	10	08:06:03	5
17:20 - 17:25	0	0	20	20	07:24:32	0	0	0	0	08:07:10	5
17:25 - 17:30	5	5	10	5	07:24:48	0	0	0	0	08:07:52	15
17:30 - 17:35	0	0	10	5	07:25:03	0	0	0	0	08:08:32	25
17:35 - 17:40	0	0	10	5	07:25:17	0	0	0	0	08:09:18	5
17:40 - 17:45	0	0	25	15	07:25:56	15	20	0	0	08:10:11	5
17:45 - 17:50	0	0	15	10	07:26:31	5	30	0	0	08:11:27	15
17:50 - 17:55	0	0	5	5	07:26:46	0	0	0	0	08:12:13	0
17:55 - 18:00	5	5	10	5	07:27:44	0	5	0	0	08:13:57	10

18:00 - 18:05	0	0	10	10	07:28:24	10	15	0	0	08:14:43	0
18:05 - 18:10	0	0	15	5	07:29:06	10	15	15	15	08:16:27	25
18:10 - 18:15	0	0	15	5	07:29:24	0	15	15	15	08:17:10	5
18:15 - 18:20	5	5	10	5	07:30:16	5	20	5	5	08:17:46	5
18:20 - 18:25	0	0	30	15	07:30:30	0	20	0	0	08:18:56	25
18:25 - 18:30	0	0	5	5	07:31:12	15	5	0	0	08:19:44	20
18:30 - 18:35	5	5	10	5	07:31:59	10	10	0	0	08:20:29	25
18:35 - 18:40	5	5	20	5	07:32:14	0	0	10	10	08:21:19	10
18:40 - 18:45	0	0	20	10	07:32:28	0	0	0	0	08:21:59	10
18:45 - 18:50	0	0	15	0	07:32:57	0	0	0	0	08:22:44	15
18:50 - 18:55	5	5	10	5	07:34:04	10	0	5	5	08:23:32	15
18:55 - 19:00	5	5	15	10	07:34:43	5	0	0	0	08:24:18	15
					07:35:00	0	0			08:25:00	15
					07:35:24	0	0			08:26:23	20
					07:36:25	0	0			08:27:07	5
					07:37:21	5	0			08:27:54	0
					07:38:06	10	20			08:29:09	35
					07:39:06	10	30			08:29:53	10
					07:39:44	10	30			08:31:05	40
					07:40:00	0	0			08:31:57	5
					07:40:57	10	40			08:32:58	10
					07:42:20	15	0			08:34:31	15
					07:43:05	0	0			08:35:17	0
					07:44:33	5	20			08:36:02	0
					07:45:21	10	30			08:36:45	10
					07:46:43	10	0			08:37:43	5
					07:47:30	0	20			08:38:26	0
					07:48:10	10	25			08:39:52	5
					07:48:43	0	0			08:40:32	5
					07:49:23	20	10			08:41:11	10
					07:50:06	0	25			08:41:48	15
					07:50:50	15	25			08:43:26	5
					07:51:35	10	40			08:44:36	10
					07:52:47	15	40			08:45:42	5
					07:54:05	0	20			08:46:20	5
					07:54:48	10	15			08:46:58	30
					07:55:50	5	10			08:47:47	5
					07:57:00	5	15			08:48:28	15
					07:57:45	15	10			08:49:11	15
					07:58:30	15	30			08:49:54	0
					07:59:16	10	30			08:51:16	10
					07:59:32	0	0			08:52:02	10
					08:00:57	10	25			08:52:48	15
					08:02:01	10	10			08:54:15	10
					08:02:27	0	0			08:54:58	10
					08:03:19	5	0			08:55:38	20
					08:04:01	10	35			08:56:22	5
					08:04:17	0	0			08:57:55	5
					08:05:02	0	0			08:58:32	10
					08:05:19	0	0			08:59:20	5
					08:05:33	5	0			09:00:42	20
					08:06:25	15	5			09:01:30	5
					08:06:53	0	0			09:02:29	15
					08:07:30	20	5			09:03:30	15
					08:08:14	10	15			09:04:39	5
					08:09:00	10	35			09:05:30	15
					08:09:45	20	30			09:06:15	5
					08:10:30	10	25			09:08:09	10
					08:11:53	10	35			09:09:08	5
					08:12:32	15	35			09:09:57	5
					08:13:19	5	0			09:10:53	10
					08:14:26	0	30			09:11:38	15
					08:15:03	10	40			09:12:22	0
					08:15:17	0	0			09:13:07	10
					08:16:53	5	0			09:13:50	15
					08:17:30	5	10			09:14:36	0
					08:18:11	10	30			09:15:49	5
					08:19:26	5	15			09:16:37	10
					08:20:11	0	60			09:17:13	10
					08:20:57	10	65			09:17:55	5
					08:21:41	0	60			09:18:51	5
					08:22:24	5	20			09:19:27	15

	08:23:09	15	40		09:20:21	15
	08:23:58	15	35		09:21:54	20
	08:24:42	10	45		09:22:51	15
	08:25:22	10	70		09:23:48	5
	08:26:50	5	25		09:24:26	10
	08:27:33	10	40		09:25:07	15
	08:28:19	15	90		09:25:51	25
	08:29:36	5	70		09:26:52	5
	08:30:19	15	60		09:27:47	5
	08:31:35	5	50		09:28:26	5
	08:32:17	5	50		09:29:09	0
	08:32:32	0	45		09:30:23	5
	08:33:19	15	30		09:31:47	10
	08:33:38	0	35		09:32:26	5
	08:35:00	10	15		09:33:05	20
	08:35:43	10	15		09:33:48	0
	08:36:28	10	5		09:34:24	5
	08:37:10	5	10		09:35:07	5
	08:38:19	10	20		09:35:43	5
	08:38:46	10	40		09:37:06	10
	08:39:04	0	0		09:37:53	10
	08:39:18	0	0		09:38:36	5
	08:40:13	10	10		09:40:11	10
	08:40:53	15	5		09:42:14	5
	08:41:30	5	20		09:43:16	5
	08:42:11	20	10		09:44:16	5
	08:42:36	0	35		09:44:55	5
	08:42:51	0	0		09:45:32	5
	08:43:52	10	15		09:46:33	5
	08:45:02	0	5		09:47:11	10
	08:46:02	0	0		09:47:54	5
	08:46:42	5	5		09:49:14	25
	08:47:26	15	5		09:49:59	0
	08:48:11	5	0		09:50:52	15
	08:48:53	5	20		09:51:42	0
	08:49:38	5	15		09:52:37	0
	08:50:19	15	25		09:53:36	15
	08:51:44	10	30		09:54:24	5
	08:52:28	15	75		09:55:28	15
	08:53:10	10	70		09:56:39	5
	08:53:25	0	105		09:58:08	15
	08:54:41	5	70		09:59:15	5
	08:55:18	15	45		16:00:09	20
	08:56:03	15	70		16:00:59	20
	08:56:42	20	50		16:01:44	35
	08:57:01	0	0		16:02:30	0
	08:58:14	10	15		16:02:59	0
	08:58:59	10	25		16:04:17	5
	08:59:38	10	30		16:05:03	5
	08:59:53	0	0		16:05:43	5
	09:01:07	20	0		16:06:26	20
	09:01:55	10	0		16:07:11	5
	09:02:51	5	10		16:07:51	10
	09:03:05	0	0		16:08:35	5
	09:03:55	0	5		16:09:15	20
	09:04:58	5	0		16:10:04	5
	09:05:13	0	0		16:10:54	5
	09:05:57	5	15		16:11:39	25
	09:06:37	15	5		16:12:24	0
	09:06:56	0	0		16:13:06	5
	09:07:11	0	0		16:13:59	5
	09:08:32	10	0		16:14:50	20
	09:08:48	0	0		16:15:54	25
	09:09:27	10	10		16:16:39	5
	09:10:23	0	10		16:17:27	5
	09:11:19	10	5		16:18:07	10
	09:12:04	5	5		16:18:58	10
	09:12:40	5	0		16:19:43	0
	09:13:33	0	10		16:20:37	5
	09:14:11	10	25		16:21:23	0
	09:15:00	20	25		16:21:59	10
	09:16:09	5	10		16:23:13	5

	09:16:57	5	0		16:23:57	15
	09:17:36	10	0		16:24:54	10
	09:18:20	0	0		16:25:47	5
	09:18:34	0	0		16:26:35	15
	09:19:10	0	0		16:27:39	10
	09:19:49	0	0		16:28:44	10
	09:20:03	0	0		16:30:06	15
	09:20:41	0	0		16:31:34	5
	09:20:54	0	0		16:32:29	10
	09:22:24	10	10		16:33:12	10
	09:23:12	10	10		16:33:51	5
	09:23:27	0	0		16:34:54	5
	09:24:09	10	20		16:36:10	5
	09:24:49	10	10		16:37:00	20
	09:25:30	15	5		16:37:45	15
	09:26:17	10	0		16:38:40	20
	09:26:34	0	0		16:39:27	5
	09:27:11	10	0		16:40:27	20
	09:27:27	0	15		16:41:34	35
	09:28:09	0	0		16:42:19	20
	09:28:51	5	0		16:43:10	5
	09:29:28	15	10		16:44:00	5
	09:29:52	0	0		16:44:58	15
	09:30:06	0	0		16:45:41	20
	09:30:42	0	0		16:46:40	5
	09:30:56	0	0		16:47:42	10
	09:31:15	0	0		16:48:23	10
	09:31:29	0	0		16:49:20	25
	09:32:06	10	0		16:50:25	15
	09:32:47	5	0		16:51:30	5
	09:33:30	0	0		16:52:11	10
	09:34:07	5	0		16:52:55	20
	09:34:50	0	5		16:54:10	20
	09:35:26	5	0		16:55:14	25
	09:36:02	10	0		16:56:13	25
	09:36:18	0	0		16:57:22	10
	09:36:31	0	0		16:58:07	35
	09:36:46	0	0		16:58:58	10
	09:37:31	10	5		16:59:55	20
	09:38:30	0	10		17:00:36	5
	09:39:28	10	10		17:01:55	10
	09:40:30	0	10		17:02:52	10
	09:40:44	0	25		17:03:36	35
	09:41:36	0	0		17:04:57	30
	09:42:32	0	5		17:06:21	60
	09:42:47	0	10		17:07:21	0
	09:43:34	10	25		17:08:39	50
	09:44:36	10	5		17:09:48	15
	09:45:15	5	0		17:10:46	15
	09:45:51	10	10		17:11:32	15
	09:46:07	0	0		17:13:06	10
	09:46:52	0	0		17:14:30	10
	09:47:31	20	5		17:15:13	20
	09:48:13	10	0		17:16:15	10
	09:48:28	10	10		17:16:55	5
	09:48:43	0	0		17:17:33	10
	09:48:58	0	35		17:18:12	20
	09:50:18	10	40		17:18:57	25
	09:51:20	20	20		17:19:46	25
	09:52:10	15	25		17:20:31	15
	09:52:59	10	0		17:21:31	15
	09:53:59	15	35		17:22:15	5
	09:54:44	10	10		17:23:03	25
	09:55:00	0	0		17:23:53	20
	09:55:47	0	10		17:24:54	20
	09:56:02	0	0		17:26:02	35
	09:56:15	0	0		17:26:56	5
	09:57:02	0	0		17:27:55	20
	09:57:16	0	0		17:29:29	20
	09:57:34	0	0		17:30:14	5
	09:58:29	10	10		17:30:56	35
	09:58:57	0	0		17:31:49	15

	09:59:40	5	5		17:32:30	15
	16:00:38	20	30		17:33:22	25
	16:01:23	10	20		17:34:21	15
	16:02:14	20	10		17:35:11	15
	16:03:39	20	25		17:36:10	10
	16:04:44	10	0		17:37:01	15
	16:05:25	0	0		17:38:23	10
	16:06:06	10	0		17:39:01	15
	16:06:55	5	0		17:39:42	15
	16:07:32	10	20		17:40:36	20
	16:08:13	20	10		17:41:40	10
	16:08:54	10	15		17:42:24	5
	16:09:43	15	15		17:43:36	5
	16:10:20	15	10		17:44:24	50
	16:11:18	15	0		17:45:21	5
	16:12:05	0	0		17:46:13	15
	16:12:49	5	0		17:47:18	20
	16:13:34	15	5		17:48:06	15
	16:14:17	15	20		17:49:10	60
	16:15:15	15	0		17:50:05	25
	16:15:31	0	0		17:51:00	10
	16:16:22	5	0		17:51:37	15
	16:17:10	0	0		17:52:35	5
	16:17:48	5	0		17:53:25	25
	16:18:26	5	5		17:54:14	15
	16:19:26	0	0		17:54:55	20
	16:20:10	10	5		17:56:20	15
	16:21:06	0	0		17:57:19	10
	16:21:41	0	0		17:58:35	5
	16:22:24	5	10		18:00:35	10
	16:22:38	0	0		18:01:11	15
	16:23:39	10	0		18:02:23	25
	16:24:21	10	0		18:03:07	5
	16:25:14	10	10		18:03:56	5
	16:26:07	15	5		18:04:47	25
	16:27:04	15	20		18:05:40	10
	16:28:04	20	10		18:06:21	10
	16:29:06	10	0		18:06:59	5
	16:29:22	0	0		18:07:42	15
	16:29:37	0	0		18:08:24	10
	16:30:43	5	0		18:09:17	5
	16:31:01	0	0		18:10:05	15
	16:31:53	15	0		18:10:57	15
	16:32:50	15	0		18:11:35	15
	16:33:30	15	0		18:12:24	15
	16:34:14	5	0		18:13:04	20
	16:34:29	0	0		18:14:20	15
	16:35:32	0	15		18:15:06	5
	16:35:46	0	5		18:15:57	5
	16:36:30	10	5		18:16:49	15
	16:37:25	10	10		18:17:46	5
	16:38:17	15	20		18:19:10	5
	16:39:06	20	10		18:19:49	5
	16:39:48	10	10		18:20:28	15
	16:40:04	0	0		18:21:32	5
	16:40:57	10	25		18:22:31	0
	16:42:02	5	0		18:23:08	15
	16:42:52	10	10		18:24:21	15
	16:43:32	10	5		18:25:03	10
	16:44:19	20	0		18:25:42	25
	16:45:24	5	0		18:26:52	5
	16:46:06	10	20		18:27:42	15
	16:47:08	20	45		18:28:25	10
	16:48:06	10	25		18:29:39	10
	16:48:48	15	20		18:30:46	5
	16:49:49	20	15		18:31:40	15
	16:50:54	15	20		18:32:33	5
	16:51:50	15	15		18:33:41	25
	16:52:31	20	15		18:34:28	10
	16:53:38	10	10		18:35:24	15
	16:54:36	25	15		18:36:03	10
	16:55:39	15	15		18:36:43	5

	16:56:45	20	15		18:37:26	5
	16:57:44	20	5		18:38:25	5
	16:58:40	10	5		18:39:01	5
	16:59:26	5	5		18:40:01	5
	17:00:17	10	5		18:40:41	5
	17:01:02	15	10		18:41:19	5
	17:01:19	0	0		18:42:13	5
	17:01:33	0	0		18:42:49	5
	17:02:18	5	5		18:43:25	5
	17:02:35	0	0		18:44:39	20
	17:03:16	0	0		18:45:27	5
	17:04:13	5	35		18:46:13	5
	17:05:37	20	40		18:46:56	10
	17:07:04	10	25		18:48:06	5
	17:07:55	15	40		18:48:52	10
	17:09:28	10	0		18:49:39	10
	17:10:27	10	30		18:50:25	10
	17:11:08	20	20		18:51:33	25
	17:12:01	20	40		18:52:18	0
	17:13:43	0	0		18:53:11	10
	17:14:01	0	0		18:54:44	20
	17:14:53	10	0		18:55:29	15
	17:15:42	10	25		18:56:15	0
	17:16:37	5	0		18:56:51	25
	17:17:16	5	10		18:57:37	10
	17:17:53	5	0		18:58:30	0
	17:18:36	15	0		18:59:11	15
	17:19:26	10	5		18:59:56	5
	17:20:14	10	20			
	17:21:09	20	15			
	17:21:57	10	15			
	17:22:41	20	25			
	17:23:31	15	20			
	17:24:31	20	15			
	17:25:28	15	10			
	17:26:35	15	0			
	17:27:25	10	0			
	17:28:26	10	0			
	17:28:40	0	0			
	17:28:55	0	0			
	17:29:37	5	0			
	17:30:33	20	0			
	17:31:33	5	10			
	17:32:12	10	20			
	17:32:59	20	5			
	17:33:45	20	15			
	17:34:47	5	5			
	17:35:54	0	5			
	17:36:44	5	25			
	17:37:24	10	35			
	17:37:40	0	0			
	17:38:42	10	0			
	17:39:26	5	0			
	17:40:20	0	0			
	17:41:18	15	5			
	17:42:03	15	10			
	17:42:53	10	0			
	17:43:07	0	20			
	17:44:07	0	10			
	17:45:00	10	5			
	17:45:42	5	0			
	17:45:56	0	0			
	17:46:58	5	0			
	17:47:45	15	15			
	17:48:34	15	25			
	17:49:42	20	10			
	17:50:40	15	10			
	17:51:21	10	0			
	17:52:02	10	0			
	17:52:17	5	0			
	17:52:53	0	0			
	17:53:07	0	0			



	17:53:55	10	0	
	17:54:39	0	0	
	17:55:30	15	15	
	17:55:47	5	5	
	17:57:02	0	5	
	17:57:55	15	5	
	17:58:18	0	0	
	17:59:06	10	0	
	17:59:20	0	0	
	17:59:34	0	0	
	17:59:48	0	0	
	18:00:14	0	0	
	18:00:53	0	5	
	18:01:39	15	25	
	18:01:54	0	0	
	18:02:50	0	15	
	18:03:38	10	20	
	18:04:30	10	20	
	18:05:19	15	15	
	18:06:03	10	5	
	18:06:41	10	0	
	18:07:24	10	0	
	18:08:08	5	0	
	18:08:57	10	5	
	18:09:49	5	0	
	18:10:27	0	15	
	18:11:18	10	10	
	18:11:58	15	5	
	18:12:47	5	0	
	18:13:46	10	5	
	18:14:47	15	25	
	18:15:26	20	5	
	18:16:17	10	5	
	18:17:10	0	0	
	18:18:10	0	0	
	18:18:24	0	0	
	18:18:34	0	0	
	18:18:53	0	0	
	18:19:28	5	10	
	18:20:11	10	10	
	18:20:56	15	15	
	18:22:14	5	0	
	18:22:51	5	0	
	18:23:32	0	5	
	18:23:46	0	0	
	18:24:04	0	0	
	18:24:45	0	0	
	18:25:24	0	0	
	18:26:19	5	0	
	18:26:25	0	10	
	18:27:18	15	20	
	18:28:04	20	5	
	18:28:45	5	0	
	18:28:59	0	0	
	18:29:14	0	0	
	18:29:58	0	0	
	18:30:13	0	0	
	18:30:29	0	0	
	18:31:05	5	10	
	18:32:15	5	0	
	18:32:56	0	0	
	18:33:10	0	0	
	18:34:11	0	5	
	18:34:49	5	5	
	18:35:03	0	0	
	18:35:45	0	0	
	18:36:23	10	5	
	18:37:08	10	0	
	18:37:46	10	5	
	18:38:01	0	0	
	18:38:44	5	0	
	18:39:43	5	5	

	18:40:23	10	10	
	18:41:00	10	15	
	18:41:44	15	15	
	18:42:32	0	0	
	18:43:08	0	0	
	18:43:42	0	0	
	18:43:59	0	5	
	18:44:12	0	0	
	18:45:09	0	0	
	18:45:54	10	5	
	18:46:37	10	0	
	18:47:17	5	0	
	18:47:32	0	0	
	18:47:49	0	0	
	18:48:35	0	15	
	18:49:21	15	0	
	18:50:06	10	5	
	18:50:49	5	10	
	18:51:03	0	0	
	18:52:03	5	0	
	18:52:40	5	0	
	18:52:53	0	0	
	18:53:37	5	0	
	18:53:51	0	0	
	18:54:20	0	15	
	18:55:12	0	5	
	18:55:58	10	0	
	18:56:35	5	5	
	18:57:21	10	10	
	18:57:58	10	0	
	18:58:13	0	10	
	18:58:50	10	5	
	18:59:32	5	20	



**Stansted Mountfitchet - Queue Length Survey: Wednesday, 21 September 2022**

Produced by Streetwise Services Ltd.

**Junction: A - B1051 Lower Street / B - Mountfitchet Castle Street / C - Church Road / D - B1051 Chapel Hill**

Survey Period	A - B1051 Lower Street		B - Mountfitchet Castle Street		C - Church Road		D - B1051 Chapel Hill	
	Lane 1		Lane 1		Lane 1		Lane 1	
	MAX (Meters)	AVERAGE (Meters)	MAX (Meters)	AVERAGE (Meters)	MAX (Meters)	AVERAGE (Meters)	MAX (Meters)	AVERAGE (Meters)
07:00 - 07:05	5	5	0	0	10	10	0	0
07:05 - 07:10	5	5	0	0	10	5	10	5
07:10 - 07:15	5	5	0	0	0	0	10	10
07:15 - 07:20	5	5	5	5	10	5	15	5
07:20 - 07:25	20	20	5	5	5	5	10	10
07:25 - 07:30	10	10	10	5	5	5	10	5
07:30 - 07:35	50	30	0	0	5	5	30	15
07:35 - 07:40	50	30	5	5	10	5	40	30
07:40 - 07:45	65	35	5	5	10	5	35	20
07:45 - 07:50	70	20	5	5	10	5	35	25
07:50 - 07:55	30	15	5	5	5	5	10	5
07:55 - 08:00	10	5	5	5	5	5	10	5
08:00 - 08:05	15	10	0	0	10	5	10	10
08:05 - 08:10	15	10	0	0	10	5	75	40
08:10 - 08:15	70	25	5	5	10	5	10	10
08:15 - 08:20	45	15	15	5	10	5	20	15
08:20 - 08:25	10	10	0	0	10	5	25	15
08:25 - 08:30	10	5	5	0	10	5	15	5
08:30 - 08:35	35	15	5	5	10	5	20	10
08:35 - 08:40	30	20	5	5	10	5	15	5
08:40 - 08:45	25	15	5	5	5	5	50	40
08:45 - 08:50	35	20	5	5	10	5	75	55
08:50 - 08:55	10	5	5	5	10	5	25	20
08:55 - 09:00	25	10	0	0	10	5	25	20
09:00 - 09:05	50	25	15	5	10	10	30	25
09:05 - 09:10	15	10	5	5	10	5	35	10
09:10 - 09:15	10	5	5	5	10	5	10	5
09:15 - 09:20	5	5	10	10	10	5	5	5
09:20 - 09:25	25	20	5	5	5	5	25	15
09:25 - 09:30	5	5	5	5	5	5	10	5
09:30 - 09:35	5	5	10	5	0	0	10	5
09:35 - 09:40	10	10	0	0	5	5	10	5
09:40 - 09:45	0	0	5	5	5	5	5	5
09:45 - 09:50	25	10	5	5	5	5	20	20
09:50 - 09:55	25	25	10	10	10	5	5	5
09:55 - 10:00	10	10	5	5	10	10	0	0
16:00 - 16:05	20	10	10	10	10	5	40	15
16:05 - 16:10	30	20	10	5	10	5	15	10
16:10 - 16:15	15	15	10	5	5	5	20	10
16:15 - 16:20	10	5	15	5	10	10	10	5
16:20 - 16:25	0	0	5	5	0	0	10	10
16:25 - 16:30	10	5	0	0	5	5	25	20

16:30 - 16:35	5	5	5	0	5	5	15	10
16:35 - 16:40	5	5	10	5	5	5	15	5
16:40 - 16:45	10	5	10	5	10	5	10	10
16:45 - 16:50	25	20	5	5	10	5	15	15
16:50 - 16:55	15	5	5	5	10	5	30	20
16:55 - 17:00	15	5	10	10	10	5	25	20
17:00 - 17:05	25	15	15	15	10	5	20	15
17:05 - 17:10	15	10	5	5	10	10	25	20
17:10 - 17:15	20	15	20	5	10	10	35	25
17:15 - 17:20	15	10	10	10	10	10	50	35
17:20 - 17:25	20	15	15	10	10	5	60	35
17:25 - 17:30	15	10	20	10	10	5	35	25
17:30 - 17:35	5	5	10	5	10	5	20	10
17:35 - 17:40	15	5	5	5	10	5	80	30
17:40 - 17:45	35	15	15	5	5	5	35	20
17:45 - 17:50	20	10	10	5	10	5	20	15
17:50 - 17:55	5	5	10	5	5	5	35	25
17:55 - 18:00	20	10	5	5	5	5	20	10
18:00 - 18:05	5	5	10	10	10	5	25	20
18:05 - 18:10	20	5	10	5	5	5	15	10
18:10 - 18:15	15	5	5	5	10	5	10	5
18:15 - 18:20	20	20	5	5	10	5	10	5
18:20 - 18:25	15	5	10	5	5	5	15	10
18:25 - 18:30	5	5	0	0	5	5	30	10
18:30 - 18:35	10	5	5	5	5	5	15	10
18:35 - 18:40	10	5	5	5	5	5	5	5
18:40 - 18:45	10	5	10	10	0	0	20	15
18:45 - 18:50	0	0	5	5	5	5	5	5
18:50 - 18:55	5	5	5	5	5	5	15	10
18:55 - 19:00	10	5	5	5	5	5	10	10



**Stansted Mountfitchet - Queue Length Survey: Wednesday, 21 September 2022**

Produced by Streetwise Services Ltd.

**Junction: A - (North) Church Road / B - (South) Church Road / C - Station Road**

Survey Period	A - (North) Church Road		B - (South) Church Road		C - Station Road	
	Lane 1		Lane 1		Lane 1	
	MAX (Meters)	AVERAGE (Meters)	MAX (Meters)	AVERAGE (Meters)	MAX (Meters)	AVERAGE (Meters)
07:00 - 07:05	0	0	20	10	0	0
07:05 - 07:10	10	10	5	5	5	5
07:10 - 07:15	0	0	15	15	5	5
07:15 - 07:20	5	5	5	5	5	5
07:20 - 07:25	0	0	0	0	5	5
07:25 - 07:30	10	10	5	5	5	5
07:30 - 07:35	5	5	5	5	10	5
07:35 - 07:40	5	5	70	5	10	5
07:40 - 07:45	10	10	70	5	10	5
07:45 - 07:50	10	5	55	20	10	5
07:50 - 07:55	0	0	15	15	5	5
07:55 - 08:00	10	10	5	5	10	0
08:00 - 08:05	0	0	15	10	10	10
08:05 - 08:10	0	0	75	15	5	5
08:10 - 08:15	5	5	20	5	5	5
08:15 - 08:20	0	0	10	5	0	0
08:20 - 08:25	5	5	55	10	5	5
08:25 - 08:30	0	0	10	10	0	0
08:30 - 08:35	10	10	55	5	5	5
08:35 - 08:40	5	5	35	30	0	0
08:40 - 08:45	10	5	80	10	5	5
08:45 - 08:50	0	0	30	5	5	5
08:50 - 08:55	0	0	40	10	5	5
08:55 - 09:00	0	0	40	15	10	5
09:00 - 09:05	0	0	15	10	5	5
09:05 - 09:10	0	0	5	5	5	5
09:10 - 09:15	0	0	10	5	0	0
09:15 - 09:20	0	0	5	5	0	0
09:20 - 09:25	5	5	15	5	0	0
09:25 - 09:30	0	0	5	5	5	5

09:30 - 09:35	0	0	25	25	0	0
09:35 - 09:40	0	0	0	0	5	5
09:40 - 09:45	0	0	15	10	5	5
09:45 - 09:50	0	0	5	5	5	5
09:50 - 09:55	0	0	10	5	5	5
09:55 - 10:00	0	0	10	10	0	0
16:00 - 16:05	0	0	5	5	5	5
16:05 - 16:10	5	5	20	15	5	5
16:10 - 16:15	0	0	15	5	5	5
16:15 - 16:20	0	0	10	10	5	5
16:20 - 16:25	0	0	0	0	5	5
16:25 - 16:30	5	5	25	25	5	5
16:30 - 16:35	0	0	5	5	5	5
16:35 - 16:40	0	0	5	5	5	5
16:40 - 16:45	0	0	10	5	5	5
16:45 - 16:50	0	0	15	15	5	5
16:50 - 16:55	0	0	5	5	0	0
16:55 - 17:00	0	0	10	10	5	5
17:00 - 17:05	0	0	30	5	0	0
17:05 - 17:10	0	0	30	5	5	5
17:10 - 17:15	5	5	85	5	10	5
17:15 - 17:20	5	5	145	15	20	10
17:20 - 17:25	0	0	100	10	5	5
17:25 - 17:30	0	0	50	35	10	5
17:30 - 17:35	5	5	15	10	5	5
17:35 - 17:40	0	0	10	10	15	10
17:40 - 17:45	5	5	10	5	15	10
17:45 - 17:50	5	5	30	25	15	10
17:50 - 17:55	0	0	20	15	10	5
17:55 - 18:00	0	0	15	15	5	5
18:00 - 18:05	5	5	45	10	5	5
18:05 - 18:10	5	5	65	5	10	5
18:10 - 18:15	0	0	5	5	5	5
18:15 - 18:20	0	0	15	10	5	5
18:20 - 18:25	5	5	0	0	0	0
18:25 - 18:30	0	0	0	0	5	5
18:30 - 18:35	5	5	10	5	5	5
18:35 - 18:40	0	0	15	10	5	5
18:40 - 18:45	5	5	10	10	10	5
18:45 - 18:50	0	0	10	10	5	5
18:50 - 18:55	5	5	20	5	10	5
18:55 - 19:00	0	0	15	15	10	5

21-09-2022 08:00:00

SWSC081















Stansted Mountfitchet: Queue Length Survey - Wednesday, 21 September 2022

Produced by Streetwise Services Ltd.

Junction:

Table with 13 columns: Survey Period, A - Saint Johns Road (Lane 1), B - (East) B1051 Chapel Hill (Queue 1), B - (East) B1051 Chapel Hill (Queue 2), C - Woodfield Terrace (Lane 1), D - (West) B1051 Chapel Hill (Queue 1), D - (West) B1051 Chapel Hill (Queue 2). Each column contains MAX (Meters) and AVERAGE (Meters) data for 5-minute intervals from 07:00 to 18:35.

18:35 - 18:40	5	5	10	5	10	5	0	0	5	5	5	5
18:40 - 18:45	5	5	0	0	15	5	0	0	5	5	20	20
18:45 - 18:50	0	0	10	10	10	5	0	0	5	5	10	5
18:50 - 18:55	5	5	15	15	15	10	0	0	0	0	10	10
18:55 - 19:00	5	5	5	5	10	10	0	0	0	0	0	0



**Stansted Mountfitchet - Queue Length Survey: Wednesday, 21 September 2022**

Produced by Streetwise Services Ltd.

**Junction: A - B1383 Cambridge Road / B - B1051 Chapel Hill / C - B1383 Silver Street / D - Bentfield Road**

Survey Period	A - B1383 Cambridge Road		B - B1051 Chapel Hill				C - B1383 Silver Street		D - Bentfield Road	
	Lane 1		Lane 1		Lane 2		Lane 1		Lane 1	
	MAX (Meters)	AVERAGE (Meters)	MAX (Meters)	AVERAGE (Meters)	MAX (Meters)	AVERAGE (Meters)	MAX (Meters)	AVERAGE (Meters)	MAX (Meters)	AVERAGE (Meters)
07:00 - 07:05	0	0	5	5	10	5	0	0	10	5
07:05 - 07:10	0	0	15	15	15	5	25	10	20	5
07:10 - 07:15	0	0	20	5	5	5	30	15	10	5
07:15 - 07:20	25	25	10	10	15	5	5	5	10	5
07:20 - 07:25	0	0	15	10	5	5	0	0	10	10
07:25 - 07:30	0	0	15	5	10	5	5	5	20	10
07:30 - 07:35	0	0	5	5	5	5	55	20	15	5
07:35 - 07:40	0	0	20	5	5	5	45	15	10	5
07:40 - 07:45	25	25	35	5	15	5	35	25	30	10
07:45 - 07:50	10	10	25	15	10	5	35	20	35	10
07:50 - 07:55	20	20	40	5	10	5	25	10	15	10
07:55 - 08:00	30	15	35	25	10	10	15	5	60	10
08:00 - 08:05	0	0	30	15	10	5	40	20	10	10
08:05 - 08:10	0	0	35	15	15	5	65	30	35	15
08:10 - 08:15	0	0	40	5	5	5	35	25	20	10
08:15 - 08:20	5	5	25	5	15	10	40	20	5	5
08:20 - 08:25	10	5	15	5	20	5	30	25	20	5
08:25 - 08:30	40	40	5	5	15	10	50	30	20	15
08:30 - 08:35	5	5	10	10	15	5	55	35	20	15
08:35 - 08:40	15	15	20	10	10	5	35	20	15	5
08:40 - 08:45	0	0	5	5	10	5	60	5	15	10
08:45 - 08:50	15	5	10	10	10	5	60	35	15	5
08:50 - 08:55	35	15	25	5	10	10	70	40	5	5
08:55 - 09:00	5	5	35	5	10	5	40	10	35	10
09:00 - 09:05	10	10	30	10	20	5	35	15	30	5
09:05 - 09:10	15	15	10	10	10	5	25	20	10	5
09:10 - 09:15	0	0	15	15	5	5	25	20	5	5
09:15 - 09:20	0	0	20	5	5	5	70	40	10	5
09:20 - 09:25	0	0	30	10	0	0	10	5	5	5
09:25 - 09:30	0	0	15	10	5	5	15	15	5	5
09:30 - 09:35	0	0	10	5	5	5	25	20	10	5
09:35 - 09:40	0	0	5	5	10	5	5	5	5	5
09:40 - 09:45	0	0	15	5	10	5	5	5	10	5
09:45 - 09:50	0	0	10	5	15	5	40	25	15	10
09:50 - 09:55	15	15	15	15	15	15	10	10	15	10
09:55 - 10:00	0	0	15	5	10	5	15	15	5	5
16:00 - 16:05	25	25	10	5	5	5	65	35	15	10
16:05 - 16:10	30	30	15	10	20	5	40	25	5	5
16:10 - 16:15	0	0	10	10	10	5	20	20	15	10
16:15 - 16:20	20	20	15	5	10	5	25	10	30	10
16:20 - 16:25	0	0	10	10	10	5	45	10	20	15
16:25 - 16:30	5	5	15	5	20	10	30	5	10	10
16:30 - 16:35	0	0	5	5	10	10	10	10	25	10
16:35 - 16:40	0	0	10	5	10	5	30	25	20	10
16:40 - 16:45	30	10	10	5	15	15	60	35	25	10
16:45 - 16:50	30	15	10	10	5	5	50	30	10	5
16:50 - 16:55	0	0	5	5	15	5	25	10	10	5
16:55 - 17:00	0	0	15	10	5	5	30	5	10	5
17:00 - 17:05	0	0	5	5	15	10	30	25	10	5
17:05 - 17:10	0	0	15	5	15	5	60	15	5	5
17:10 - 17:15	0	0	5	5	30	5	60	30	5	5
17:15 - 17:20	15	10	15	10	45	15	70	30	10	5
17:20 - 17:25	15	15	10	5	20	5	45	30	20	10
17:25 - 17:30	0	0	10	5	10	10	40	25	30	10

17:30 - 17:35	50	35	35	10	20	10	90	40	35	10
17:35 - 17:40	0	0	25	25	15	10	65	35	35	10
17:40 - 17:45	0	0	30	5	10	5	70	40	15	10
17:45 - 17:50	5	5	15	5	10	5	95	20	10	5
17:50 - 17:55	0	0	10	10	20	15	35	30	10	5
17:55 - 18:00	0	0	10	5	10	10	30	5	15	5
18:00 - 18:05	0	0	15	15	5	5	5	5	5	5
18:05 - 18:10	15	10	10	5	10	5	30	25	5	5
18:10 - 18:15	15	5	5	5	5	5	35	25	10	5
18:15 - 18:20	0	0	15	5	15	5	30	5	10	5
18:20 - 18:25	15	15	35	10	20	15	35	25	10	5
18:25 - 18:30	0	0	5	5	5	5	50	30	10	5
18:30 - 18:35	0	0	15	15	35	35	55	20	10	5
18:35 - 18:40	0	0	10	10	5	5	5	5	10	5
18:40 - 18:45	0	0	15	10	5	5	5	5	10	5
18:45 - 18:50	0	0	10	10	10	5	5	5	10	5
18:50 - 18:55	20	20	15	15	10	5	20	10	20	10
18:55 - 19:00	0	0	10	5	10	5	0	0	5	5