



HM Land Registry Portal

Portal redesign – Where to submit an application

V1 – November 2022



- This guide has been written to assist you in finding where to submit an application via the HM Land Registry portal following the homepage redesign

HM Land Registry | HM Land Registry GOV.UK

Services ▾ Contact us John James ▾ Log out

BETA This is a new design layout – your [feedback](#) will help us to improve it.

HM Land Registry Portal

Access your online services

My services [Edit shortcuts](#)

Digital registration service Go to service	View applications Go to service	PDF downloads Go to service
Manage users Go to service	Official search of part (OS2) Go to service	MapSearch Go to service

Important

30 November - Digital applications and new Portal homepage

The Digital Registration Service will be the default route to submit applications from 30 November. Thousands of customers have already switched to digital. If you haven't already, start using the Digital Registration Service today. On 30 November we'll also update Portal homepage to make it easier to navigate and personalise to suit your needs.

Find out more about [Digital applications](#) and [the new Portal homepage](#).

- Applications can be submitted using the Digital Registration Service
- There are two ways to access the Digital Registration Service:
 - The homepage, and...

HM Land Registry | HM Land Registry GOV.UK

SERVICES ▾ CONTACT US JOHN JAMES ▾ LOG OUT

BETA This is a new design layout – your [feedback](#) will help us to improve it.

HM Land Registry Portal

Access your online services

My services [Edit shortcuts](#)

Digital registration service Go to service	View applications Go to service	PDF downloads Go to service
Manage users Go to service	Official search of part (OS2) Go to service	MapSearch Go to service

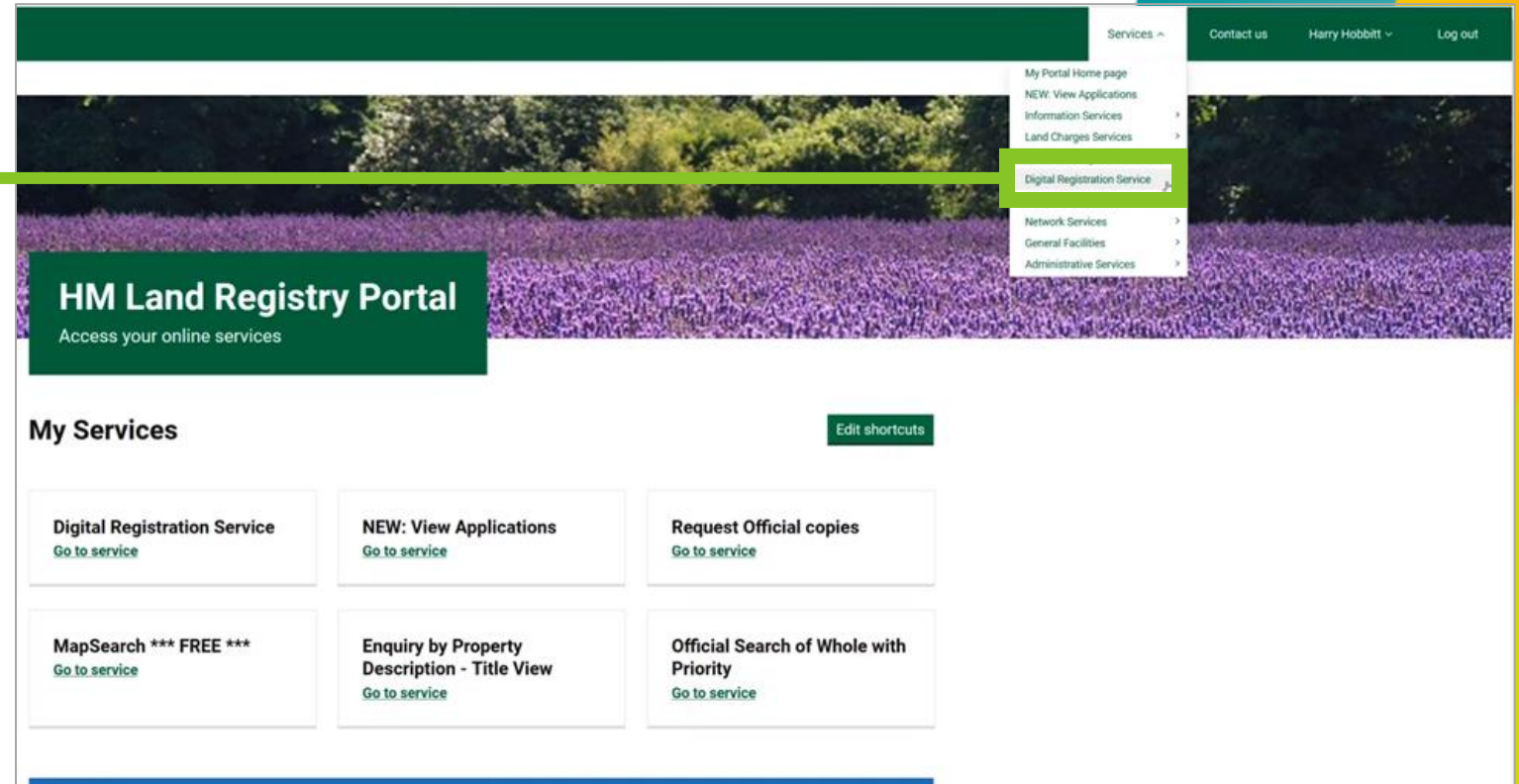
Important

30 November - Digital applications and new Portal homepage

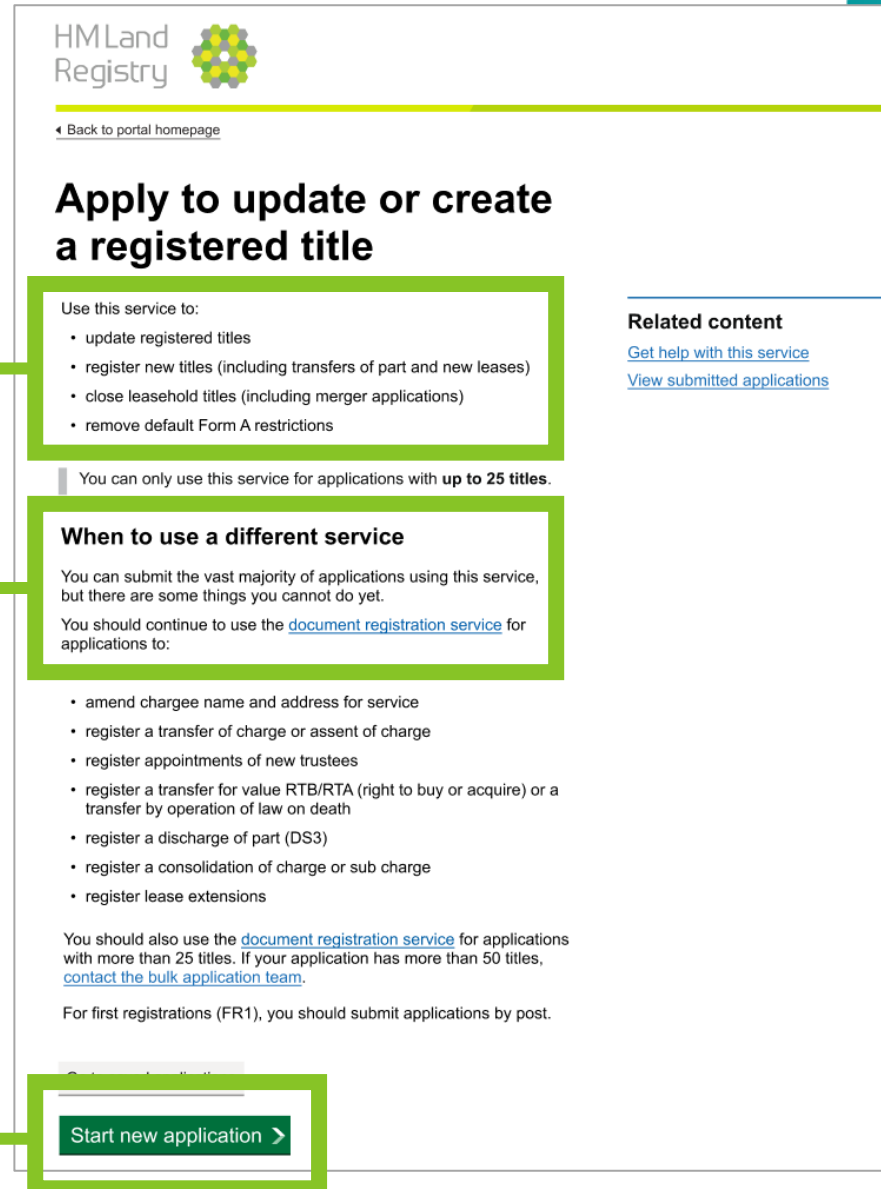
The Digital Registration Service will be the default route to submit applications from 30 November. Thousands of customers have already switched to digital. If you haven't already, start using the Digital Registration Service today. On 30 November we'll also update Portal homepage to make it easier to navigate and personalise to suit your needs.


Find out more about [Digital applications](#) and the [new Portal homepage](#).

- ...via the Services menu across the top menu



- The Digital Registration Service start page will guide you as to which service to use to submit your application
- There is a section at the top for applications that the Digital Registration Service will accept
- Along with when the legacy Document Registration Service should be used and a link to access
- The Digital Registration Service can be accessed with this button



HM Land Registry 

[Back to portal homepage](#)

Apply to update or create a registered title

Use this service to:

- update registered titles
- register new titles (including transfers of part and new leases)
- close leasehold titles (including merger applications)
- remove default Form A restrictions

You can only use this service for applications with **up to 25 titles**.

When to use a different service

You can submit the vast majority of applications using this service, but there are some things you cannot do yet.

You should continue to use the [document registration service](#) for applications to:

- amend chargee name and address for service
- register a transfer of charge or assent of charge
- register appointments of new trustees
- register a transfer for value RTB/RTA (right to buy or acquire) or a transfer by operation of law on death
- register a discharge of part (DS3)
- register a consolidation of charge or sub charge
- register lease extensions

You should also use the [document registration service](#) for applications with more than 25 titles. If your application has more than 50 titles, [contact the bulk application team](#).

For first registrations (FR1), you should submit applications by post.

[Start new application >](#)

Related content

[Get help with this service](#)

[View submitted applications](#)